

US00D542256S

(12) **United States Design Patent**  
**Chen**

(10) **Patent No.:** **US D542,256 S**

(45) **Date of Patent:** **\*\* May 8, 2007**

(54) **MOBILE PHONE**

(75) **Inventor:** **Hsiao-Cheng Chen**, Taipei (TW)

(73) **Assignee:** **ASUSTeK Computer Inc.**, Taipei (TW)

(\*\*) **Term:** **14 Years**

(21) **Appl. No.:** **29/242,960**

(22) **Filed:** **Nov. 17, 2005**

(30) **Foreign Application Priority Data**

May 20, 2005 (TW) ..... 94302952

(51) **LOC (8) Cl.** ..... **14-03**

(52) **U.S. Cl.** ..... **D14/138**

(58) **Field of Classification Search** ..... D14/137-138,  
D14/144, 401, 147-148, 167, 240, 247-248,  
D14/341-347; D21/517; 379/433.01-433.13,  
379/434; 455/566, 575.1, 556.1, 550.1-90.3  
See application file for complete search history.

(56) **References Cited**

**U.S. PATENT DOCUMENTS**

- D342,550 S \* 12/1993 Lin ..... D14/401
- D354,316 S \* 1/1995 Hiraoka ..... D14/401
- D379,456 S \* 5/1997 Osiecki ..... D14/167
- 5,898,774 A \* 4/1999 Shindo ..... 379/433.13
- D499,389 S \* 12/2004 Leith et al. .... D14/138
- D502,945 S \* 3/2005 Huang et al. .... D14/341

- D519,478 S \* 4/2006 Lee et al. .... D14/138
- D520,991 S \* 5/2006 Ma et al. .... D14/240
- 7,079,875 B2 \* 7/2006 Robertson, Jr. .... 455/575.1
- D526,983 S \* 8/2006 Gong et al. .... D14/138
- 2004/0224717 A1 \* 11/2004 Hertzberg et al. .... 455/550.1

**FOREIGN PATENT DOCUMENTS**

- WO DM/064644 \* 7/2003
- WO DM/066582 \* 4/2005

\* cited by examiner

*Primary Examiner*—Ian Simmons

*Assistant Examiner*—Carla Jobe Wright

(74) *Attorney, Agent, or Firm*—Birch, Stewart, Kolasch & Birch, LLP

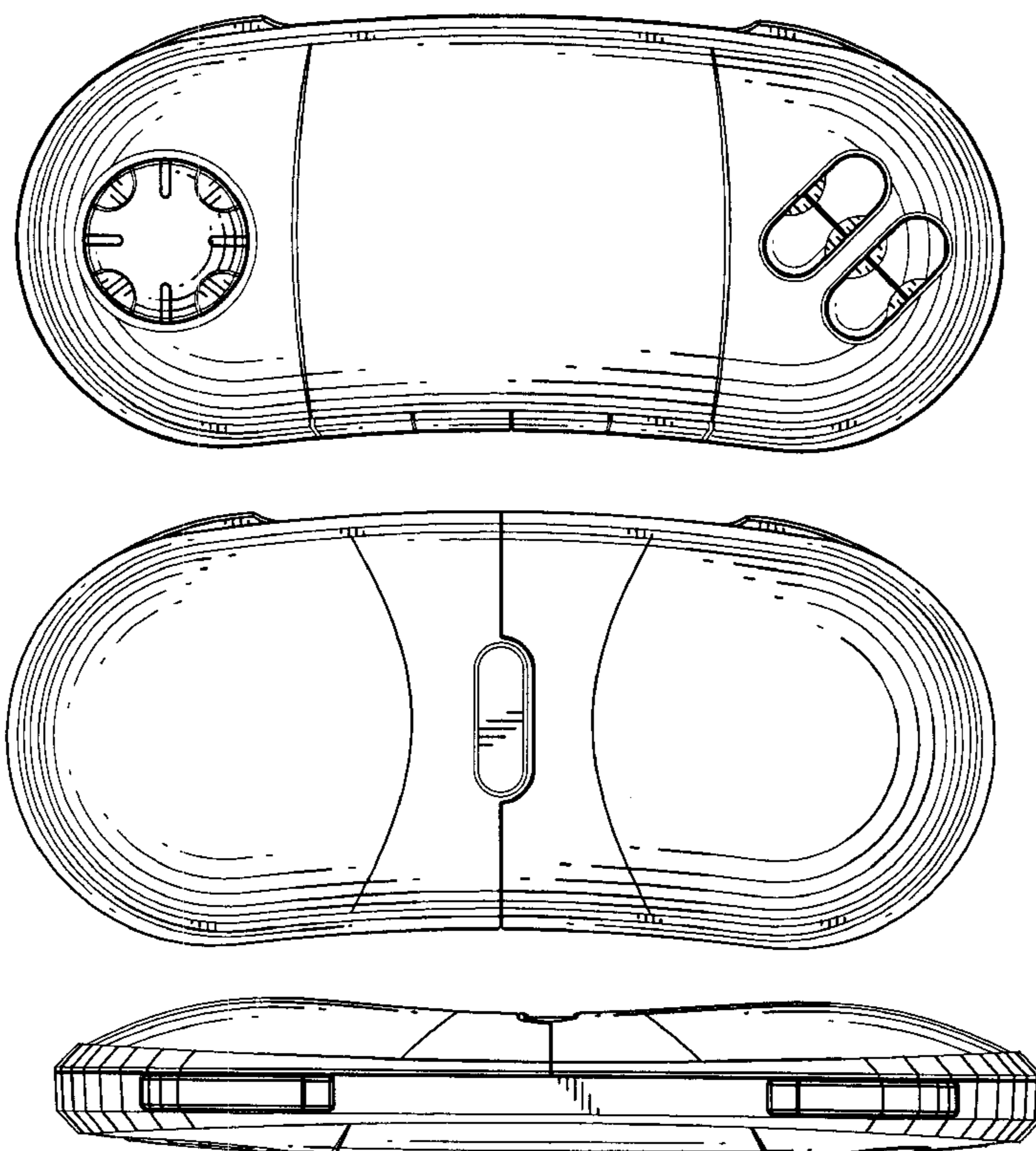
(57) **CLAIM**

The ornamental design for a mobile phone, as shown.

**DESCRIPTION**

FIG. 1 is a perspective view of a mobile phone showing my new design;  
 FIG. 2 is a front elevational view thereof;  
 FIG. 3 is a rear elevational view thereof;  
 FIG. 4 is a right side elevational view thereof;  
 FIG. 5 is a left side elevational view thereof;  
 FIG. 6 is a top plan view thereof; and,  
 FIG. 7 is a bottom plan view thereof.

**1 Claim, 4 Drawing Sheets**



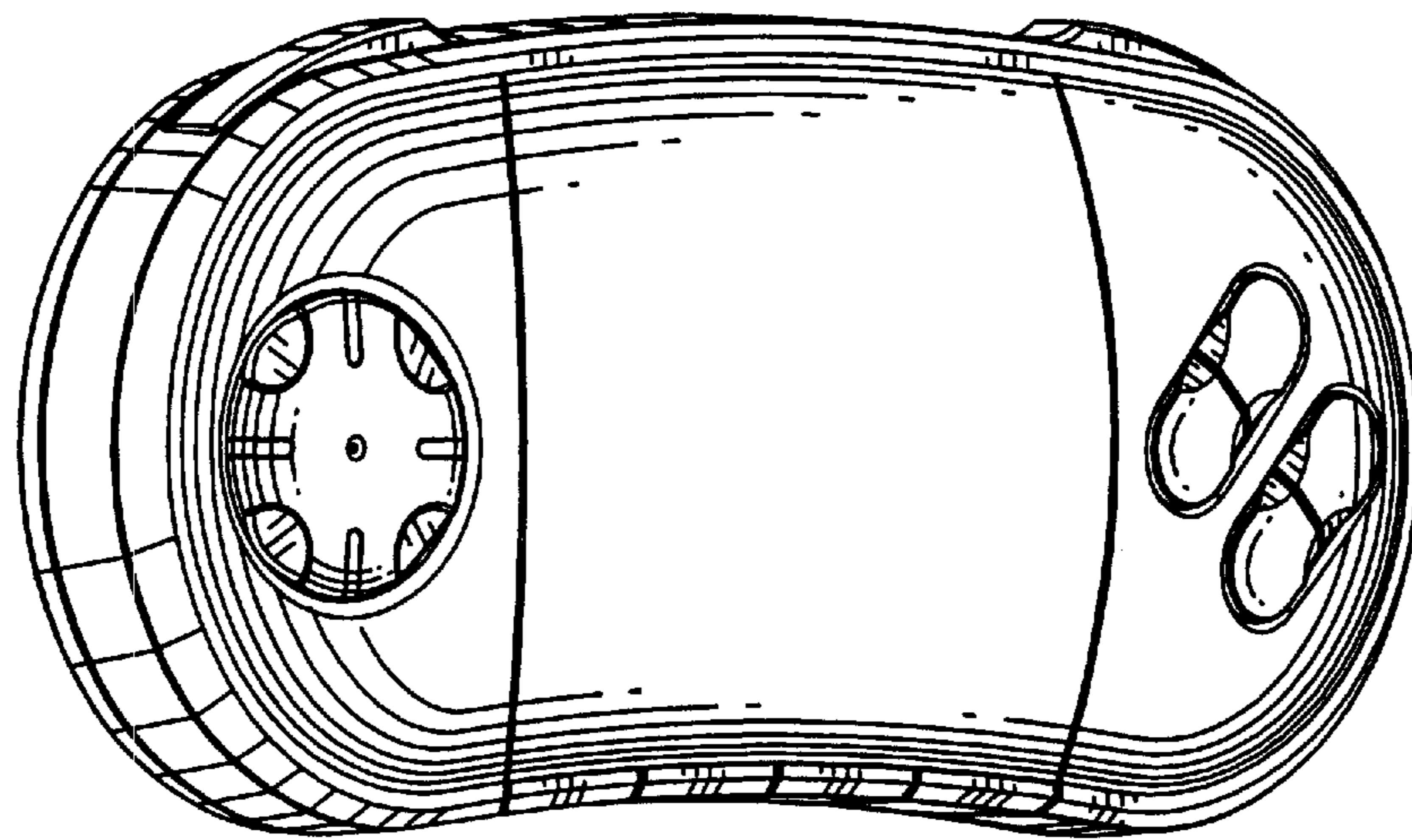


Fig. 1

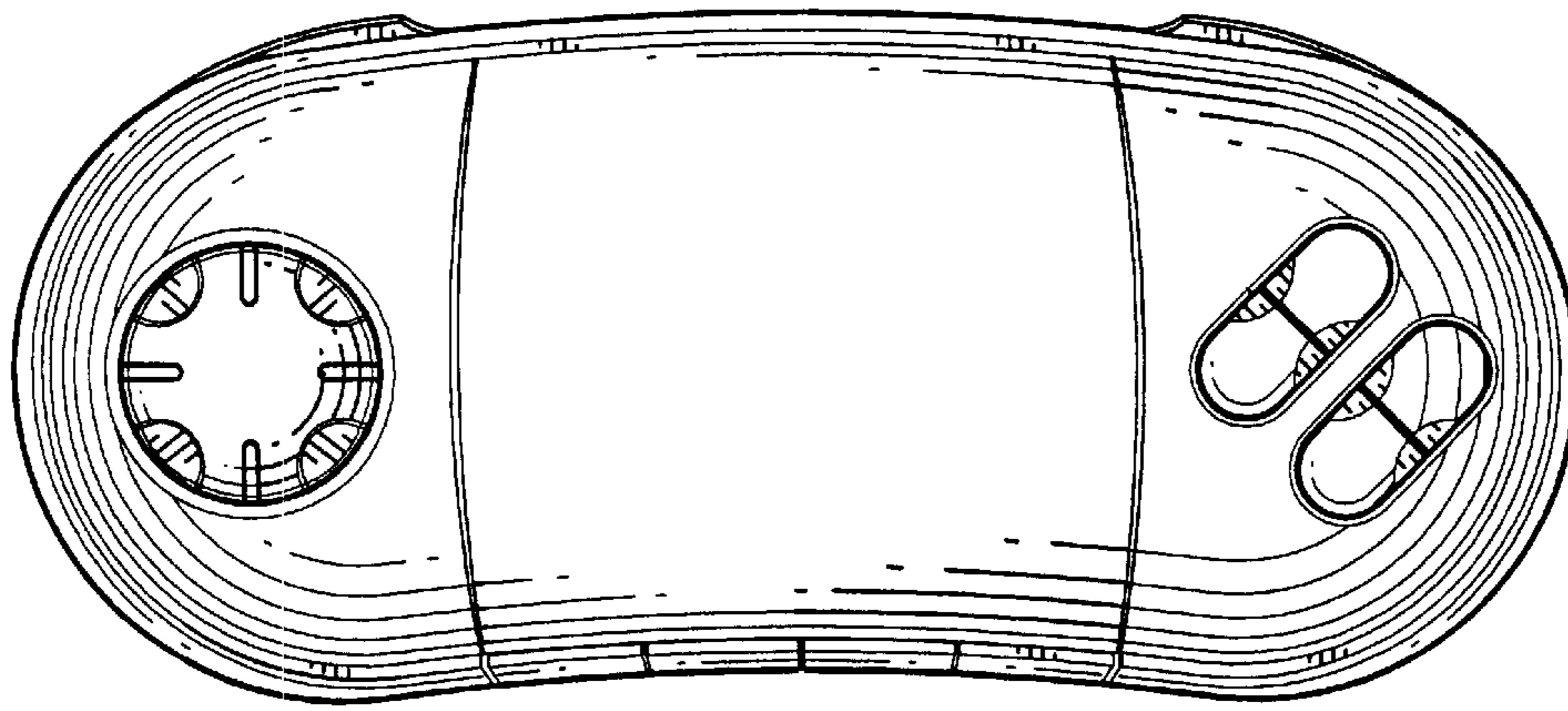


Fig. 2

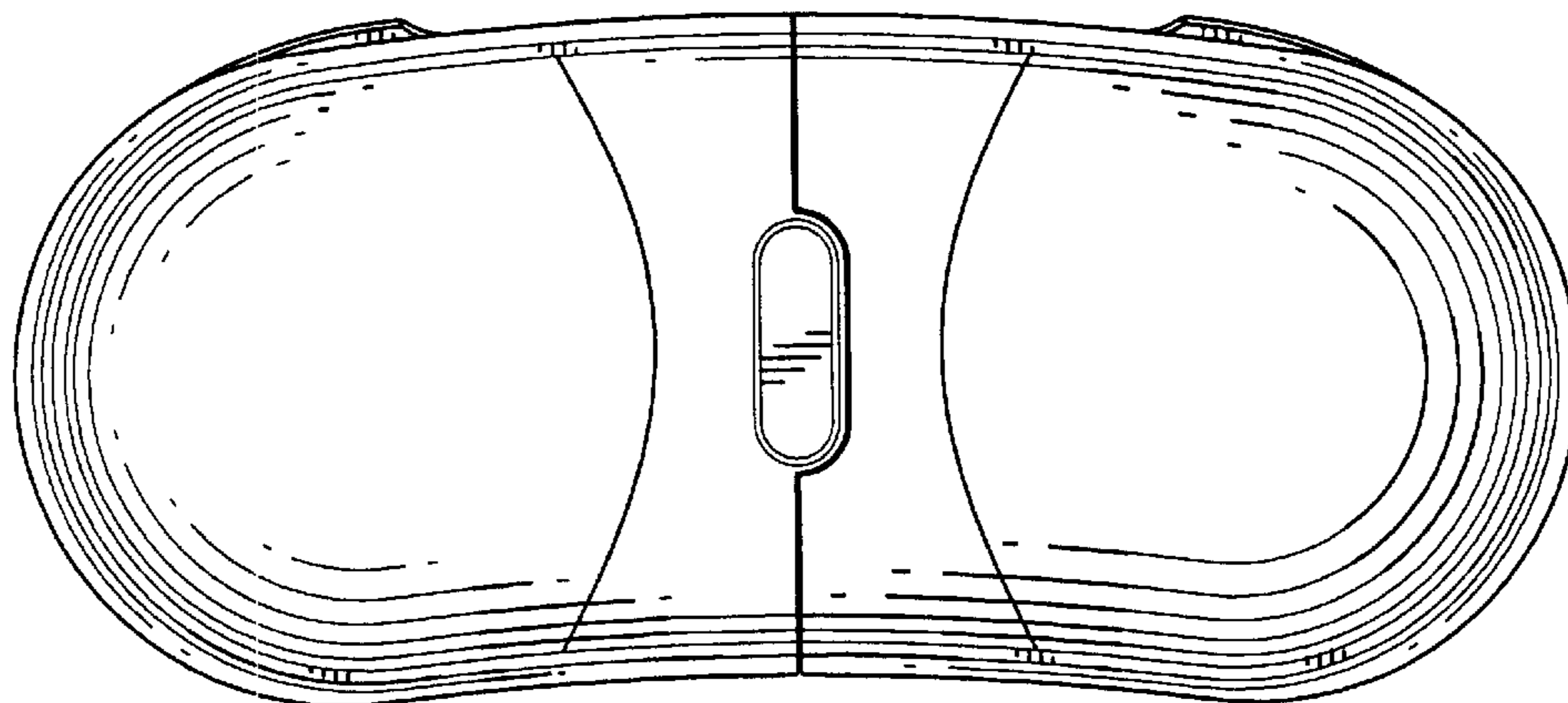


Fig. 3

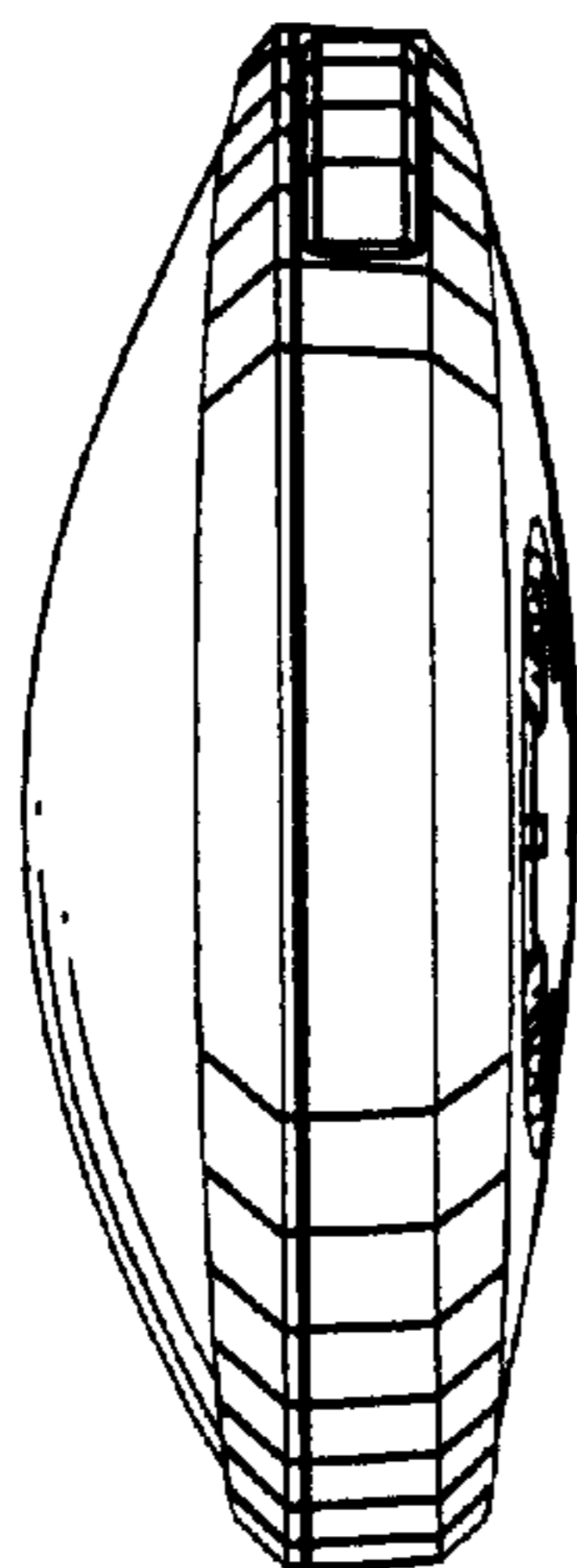


Fig. 4

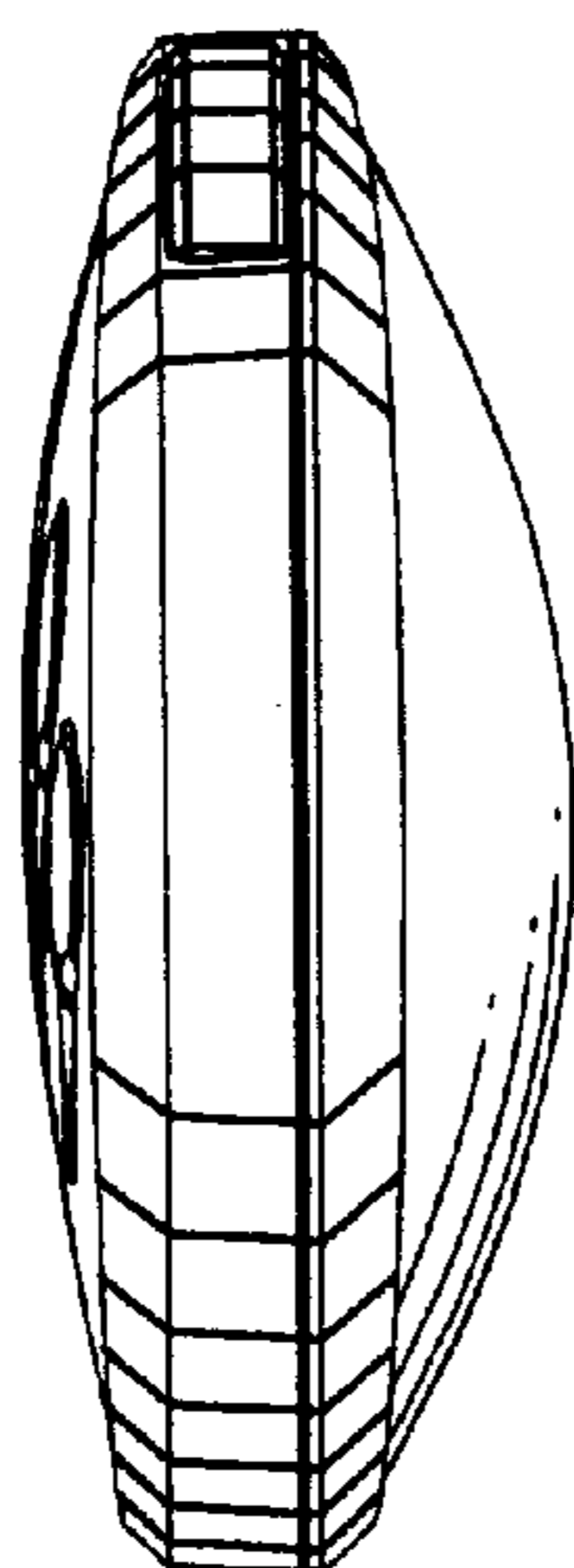


Fig. 5

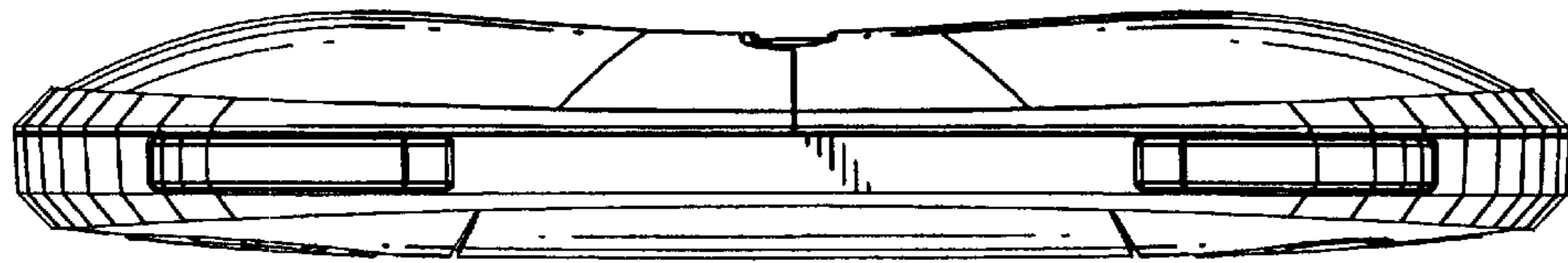


Fig. 6

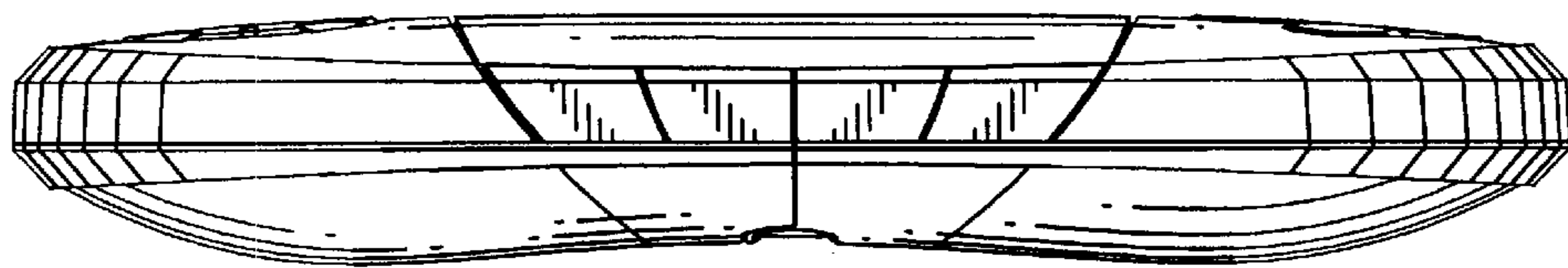


Fig. 7