

US00D542242S

(12) **United States Design Patent**
Mathews Reynolds et al.

(10) **Patent No.:** **US D542,242 S**

(45) **Date of Patent:** **** May 8, 2007**

(54) **SET TOP BOX**

(75) Inventors: **Carol A. Mathews Reynolds**,
Havertown, PA (US); **Charles R. Herrmann**,
Rydal, PA (US); **Federico Sanchez**,
North Wales, PA (US); **Paul Ocepek**,
Norfolk, MA (US)

(73) Assignee: **General Instrument Corporation**,
Horsham, PA (US)

(**) Term: **14 Years**

(21) Appl. No.: **29/244,259**

(22) Filed: **Dec. 7, 2005**

(51) **LOC (8) Cl.** **14-03**

(52) **U.S. Cl.** **D14/125; D14/239**

(58) **Field of Classification Search** D14/125-134,
D14/299, 356, 361-363, 365, 496, 135, 136,
D14/239; 348/10, 460; 361/690-696; 312/208.1,
312/223.2

See application file for complete search history.

(56) **References Cited**

U.S. PATENT DOCUMENTS

- D322,963 S * 1/1992 Kittirutsunetorn D14/242
- D380,199 S * 6/1997 Beruscha et al. D13/184
- D383,456 S * 9/1997 Pierce et al. D14/125
- D416,562 S * 11/1999 Larson et al. D14/242
- D448,353 S * 9/2001 Chang D14/125

- D487,460 S * 3/2004 Lee D14/368
- D490,796 S * 6/2004 Allen D14/156
- D493,165 S * 7/2004 Kiple et al. D14/242
- D511,529 S * 11/2005 Sassano D14/496
- D514,096 S * 1/2006 Storti et al. D14/240
- D520,502 S * 5/2006 Xu et al. D14/356
- D524,286 S * 7/2006 Sogabe D14/168
- D531,190 S * 10/2006 Lee et al. D14/496

* cited by examiner

Primary Examiner—Raphael Barkai

Assistant Examiner—Randall H. Gholson

(74) *Attorney, Agent, or Firm*—Thomas Bother, Jr.

(57) **CLAIM**

The ornamental design for a set top box, as shown and described.

DESCRIPTION

FIG. 1 is a top perspective view of a set top box in accordance with an exemplary embodiment of the present invention;

FIG. 2 is a top view of the set top box of FIG. 1;

FIG. 3 is a bottom view of the set top box of FIG. 1;

FIG. 4 is a front view of the set top box of FIG. 1;

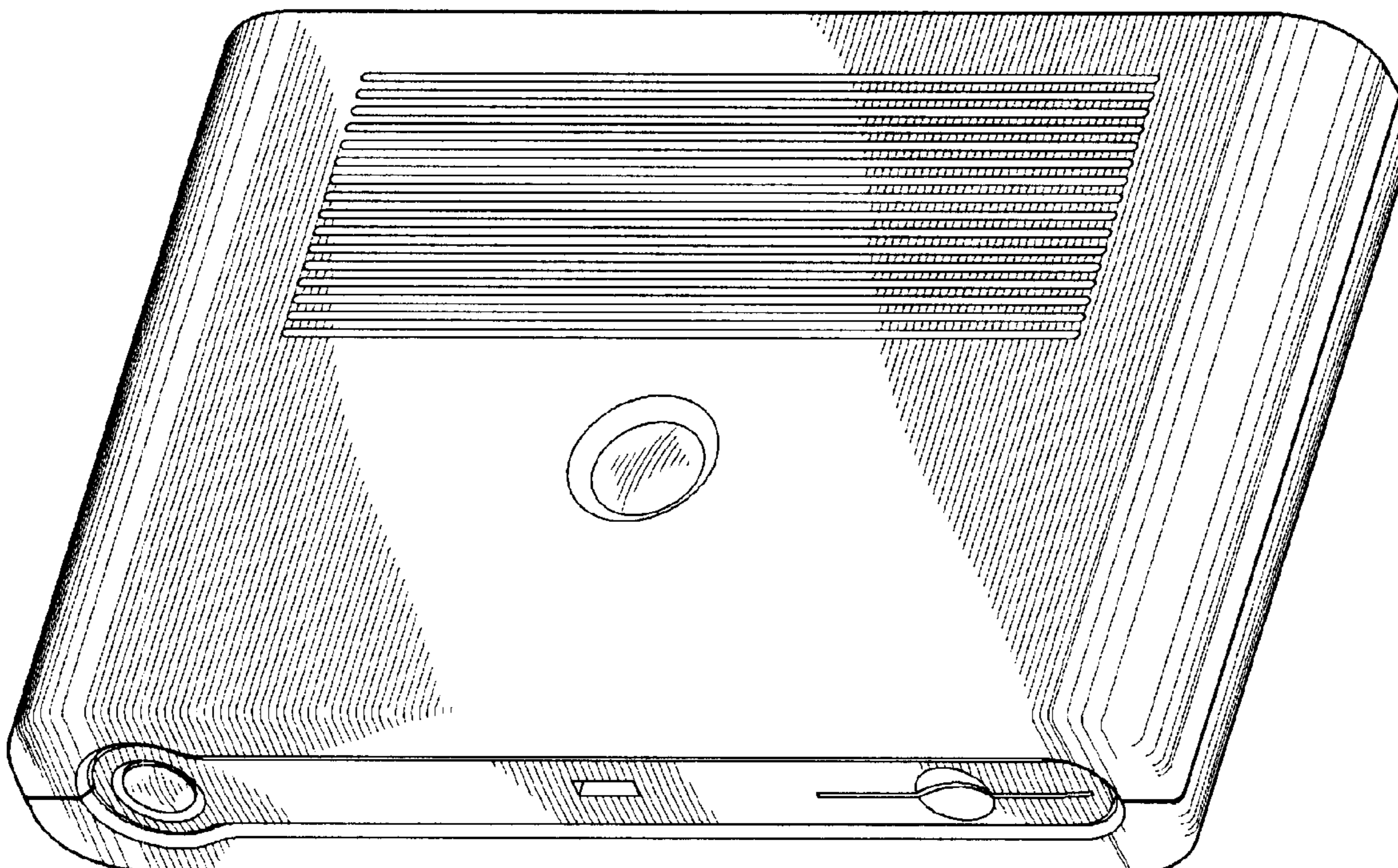
FIG. 5 is a rear view of the set top box of FIG. 1;

FIG. 6 is a side view of the set top box of FIG. 1; and,

FIG. 7 is a side view of the set top box of FIG. 1.

The portions drawn in broken lines are shown for illustrative purposes only and do not form part of the claimed design.

1 Claim, 3 Drawing Sheets



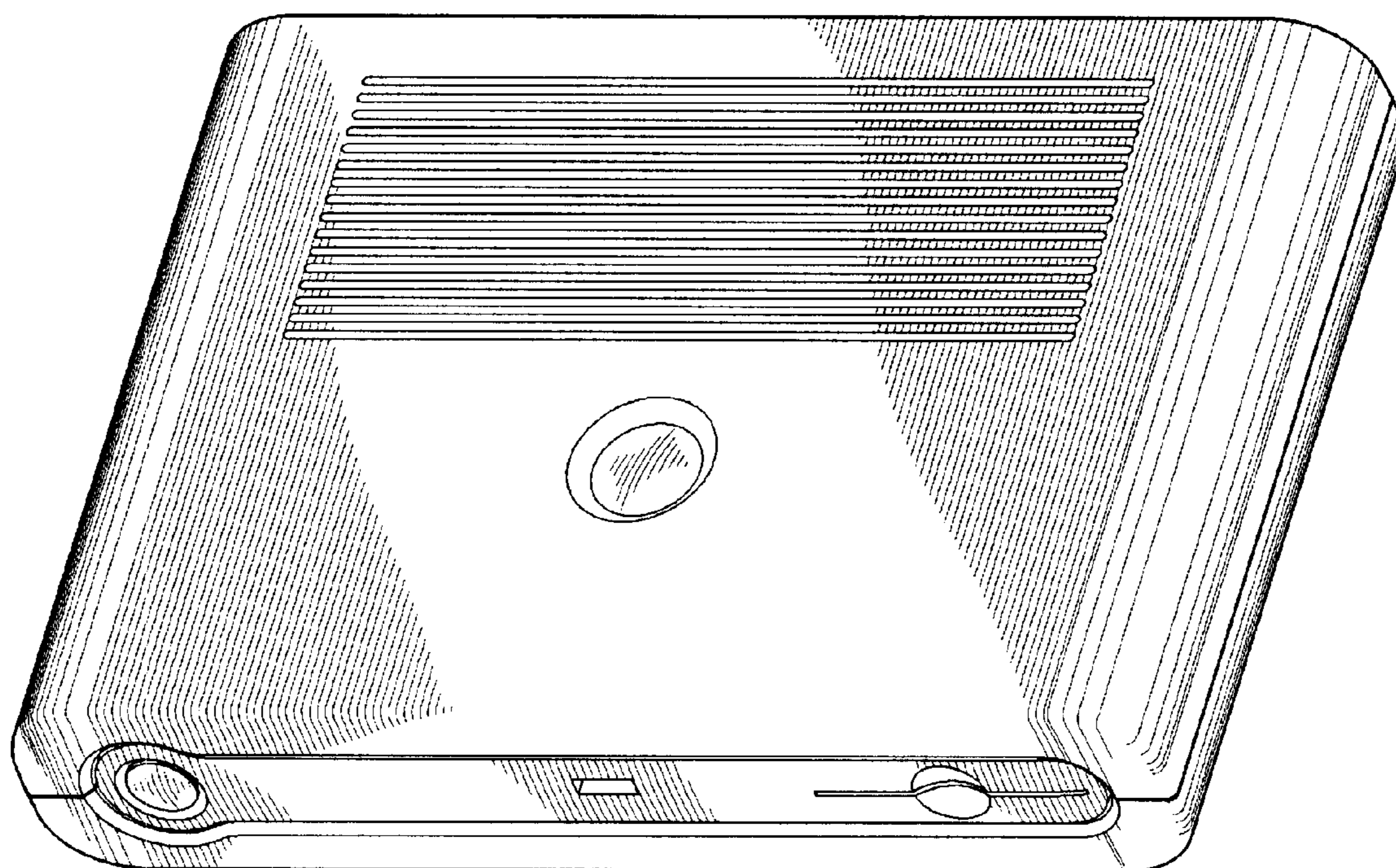


FIG. 1

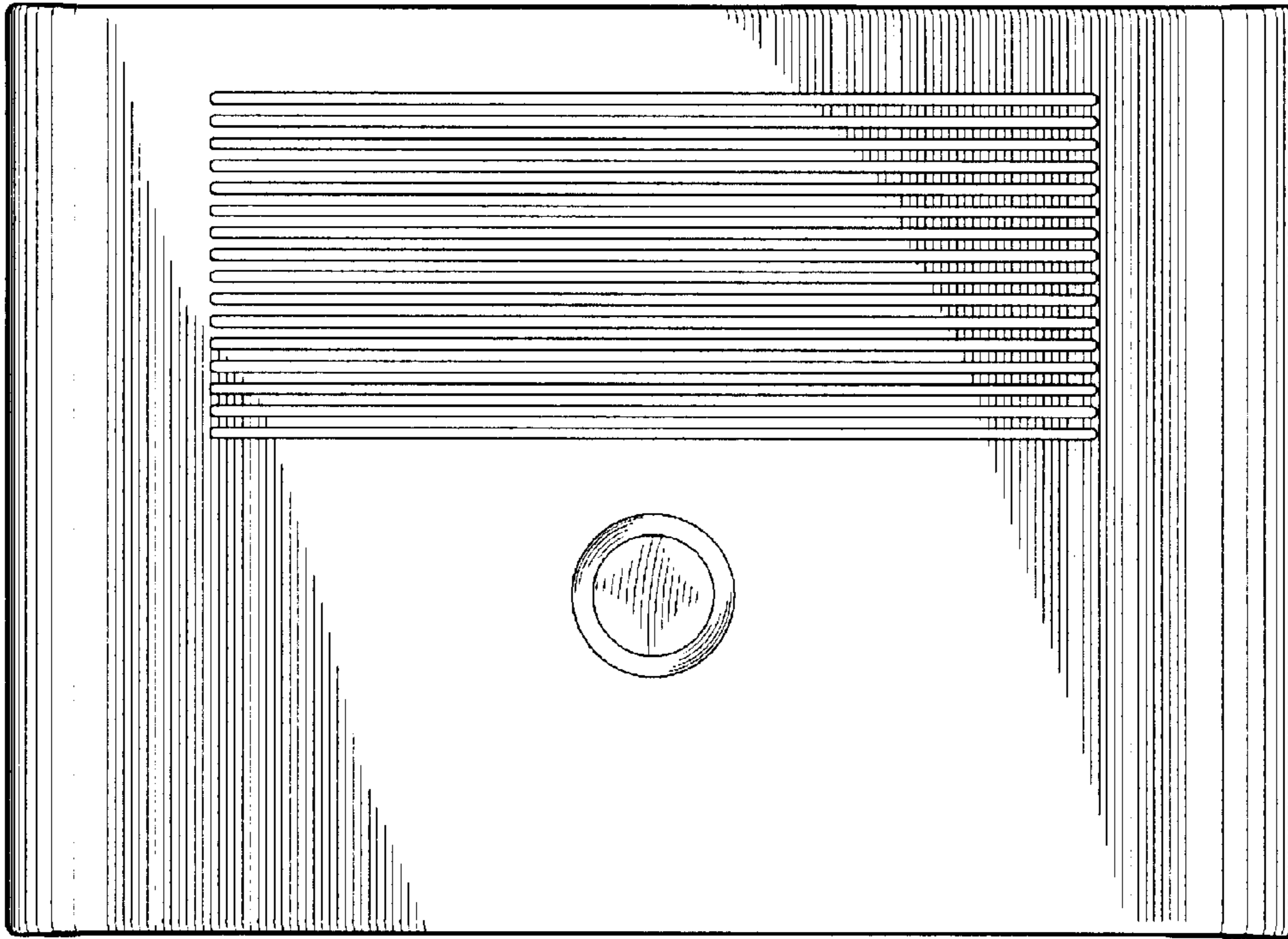
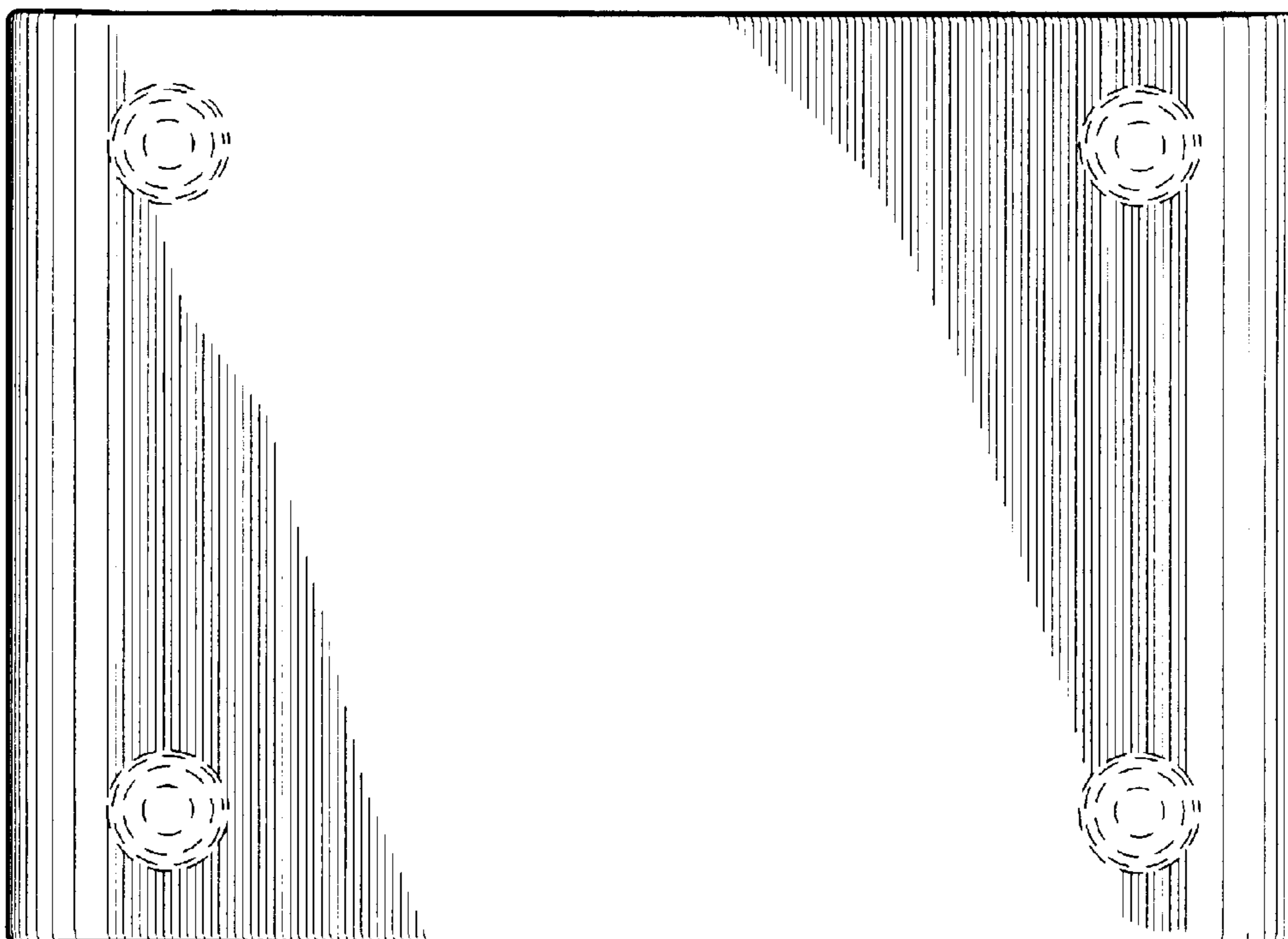


FIG. 2

FIG. 3



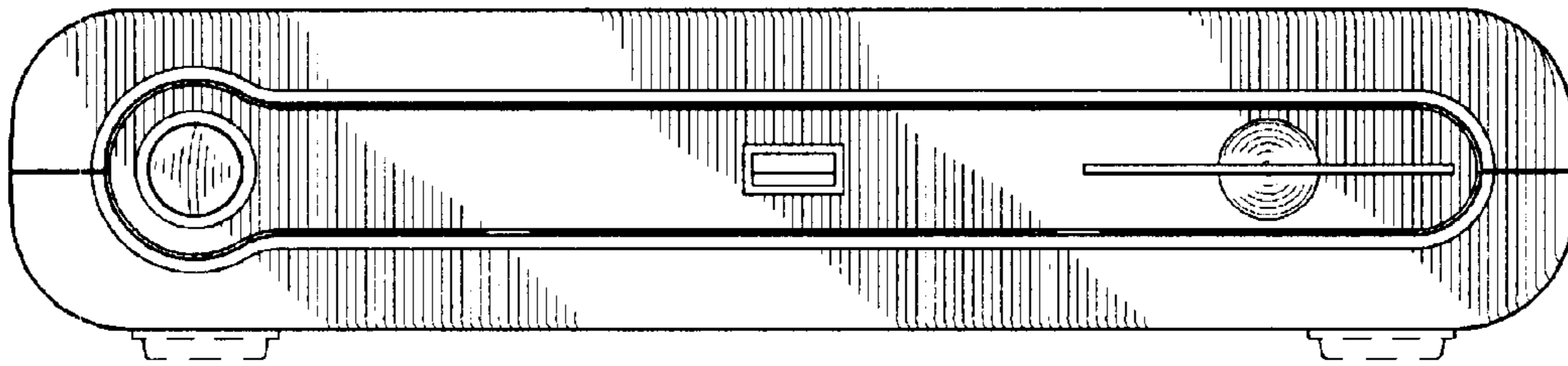


FIG. 4

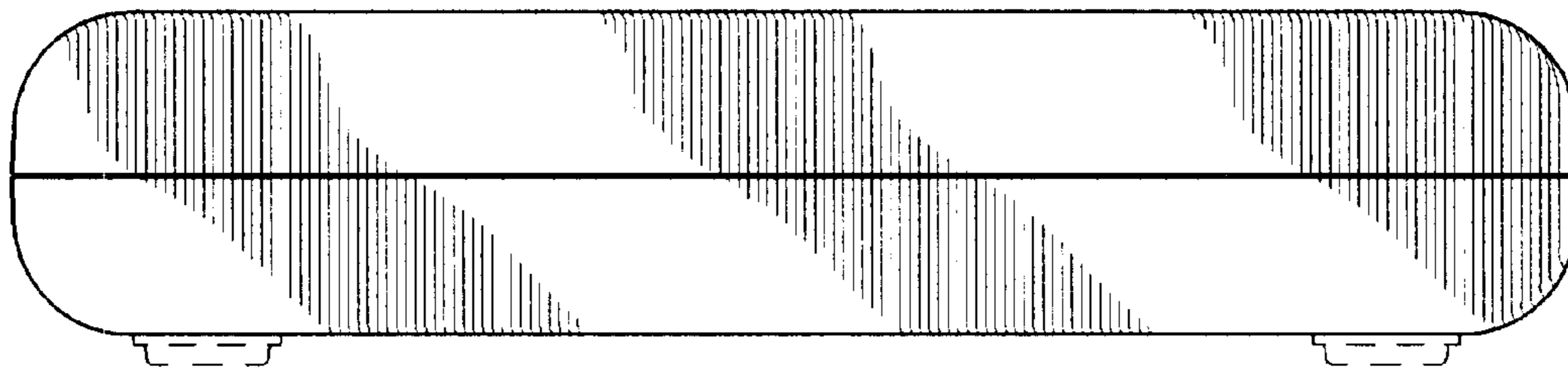


FIG. 5




FIG. 6




FIG. 7