



US00D542224S

(12) **United States Design Patent**  
**Victor**

(10) **Patent No.:** **US D542,224 S**

(45) **Date of Patent:** **\*\* May 8, 2007**

(54) **LEVERAGE CABLE CONNECTOR**

(76) **Inventor:** **Jay Victor**, 400 Esplanda, Unit 3,  
Redondo Beach, CA (US) 90277

(\*\*) **Term:** **14 Years**

(21) **Appl. No.:** **29/257,740**

(22) **Filed:** **Apr. 10, 2006**

(51) **LOC (8) Cl.** ..... **13-03**

(52) **U.S. Cl.** ..... **D13/154**

(58) **Field of Classification Search** ..... D13/133,  
D13/146, 147, 154, 156, 184, 199; D14/433;  
439/447, 483, 606-610, 668, 669, 675, 676,  
439/680, 687, 750

See application file for complete search history.

(56) **References Cited**

**U.S. PATENT DOCUMENTS**

D232,640 S	*	9/1974	Dugger	.....	D13/127
5,460,545 A	*	10/1995	Siemon et al.	.....	439/608
D434,009 S	*	11/2000	Lee	.....	D13/154
D448,006 S	*	9/2001	Lee	.....	D13/133
D451,480 S	*	12/2001	Milan	.....	D13/154
D451,888 S	*	12/2001	Milan	.....	D13/154
D453,322 S	*	2/2002	Lee	.....	D13/154
D465,205 S	*	11/2002	Orpilla et al.	.....	D13/154
D491,894 S	*	6/2004	Jiang	.....	D13/147

D506,184 S	*	6/2005	Sirichai et al.	.....	D13/154
D516,032 S	*	2/2006	Suckle et al.	.....	D13/147
D520,459 S	*	5/2006	Kent et al.	.....	D13/156
D520,955 S	*	5/2006	Huang	.....	D13/147

\* cited by examiner

*Primary Examiner*—Alan P. Douglas

*Assistant Examiner*—Rosemary K. Tarcza

(74) *Attorney, Agent, or Firm*—Trojan Law Offices

(57) **CLAIM**

The ornamental design for a leverage cable connector, as shown and described.

**DESCRIPTION**

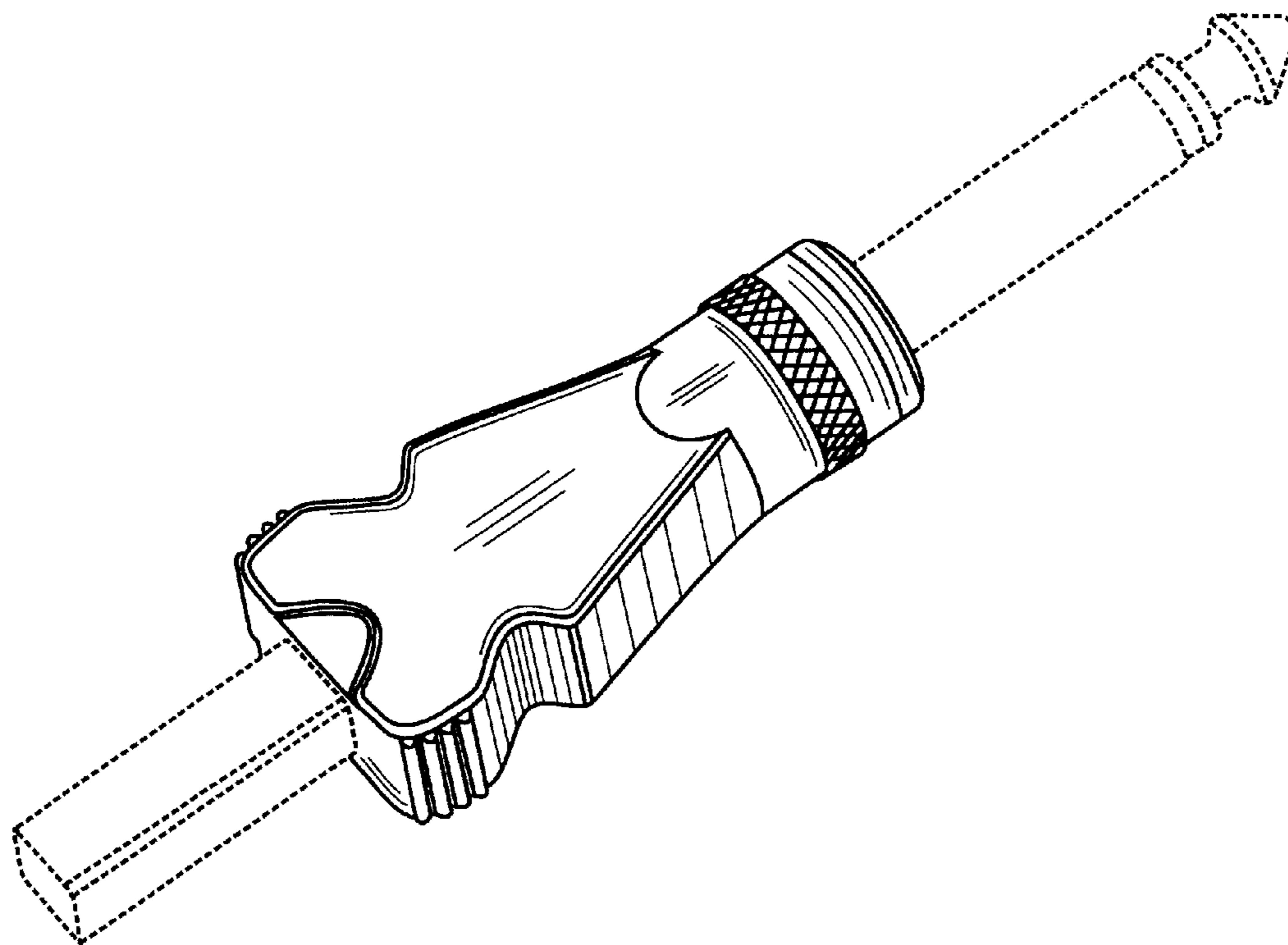
FIG. 1 is a top perspective view of a leverage cable connector, showing my new design;

FIG. 2 is a top view of the leverage cable connector shown in FIG. 1; a bottom view of the leverage cable connector is a mirror image of the top view shown; and,

FIG. 3 is a side view of the leverage cable connector shown in FIG. 1; the opposite side of the view shown in FIG. 3 is a mirror image of the side view shown.

The broken lines showing a pin and a cable line in FIGS. 1 through 3 are for illustrative purposes only and form no part of the claimed design.

**1 Claim, 2 Drawing Sheets**



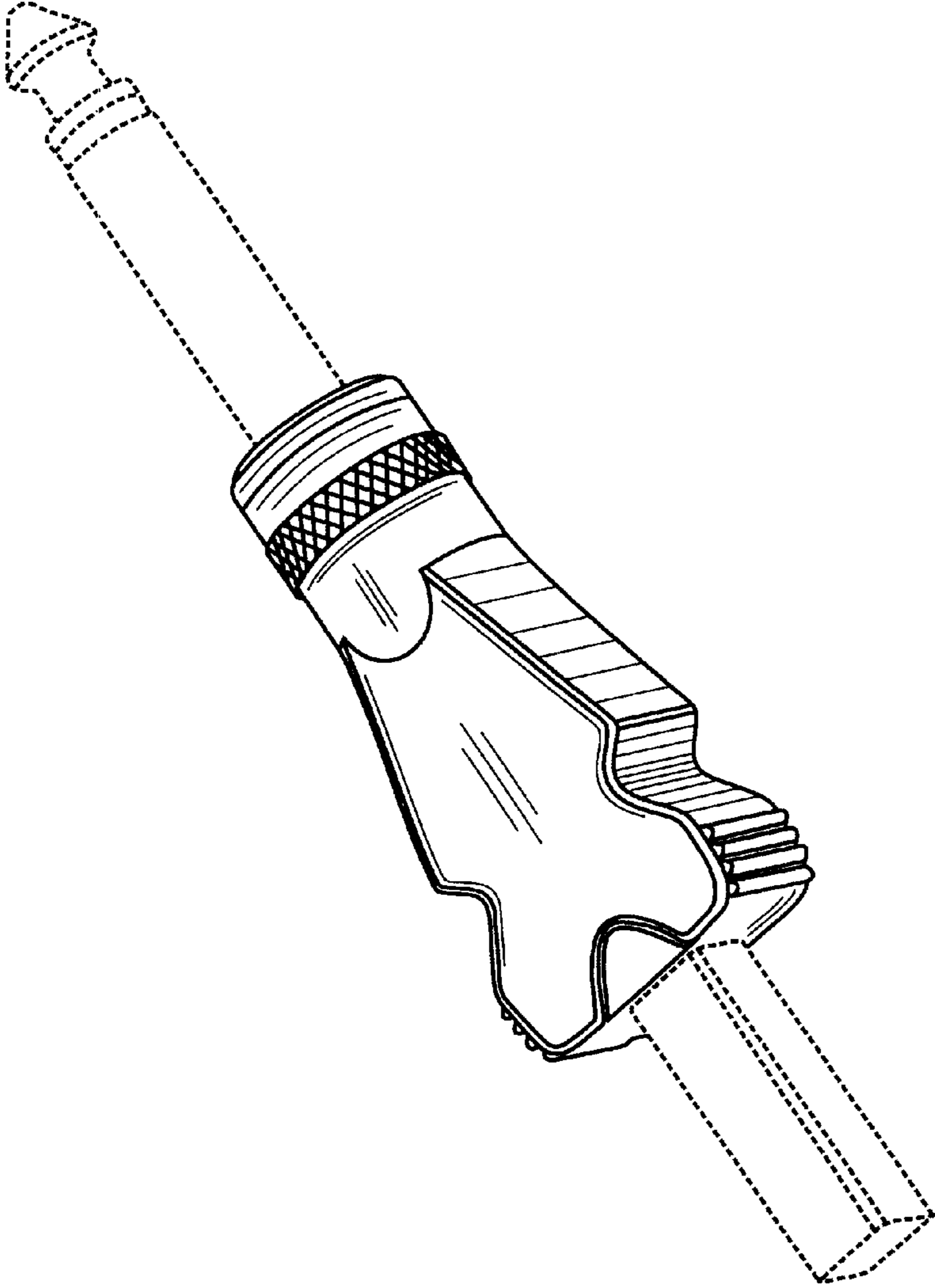


Fig. 1

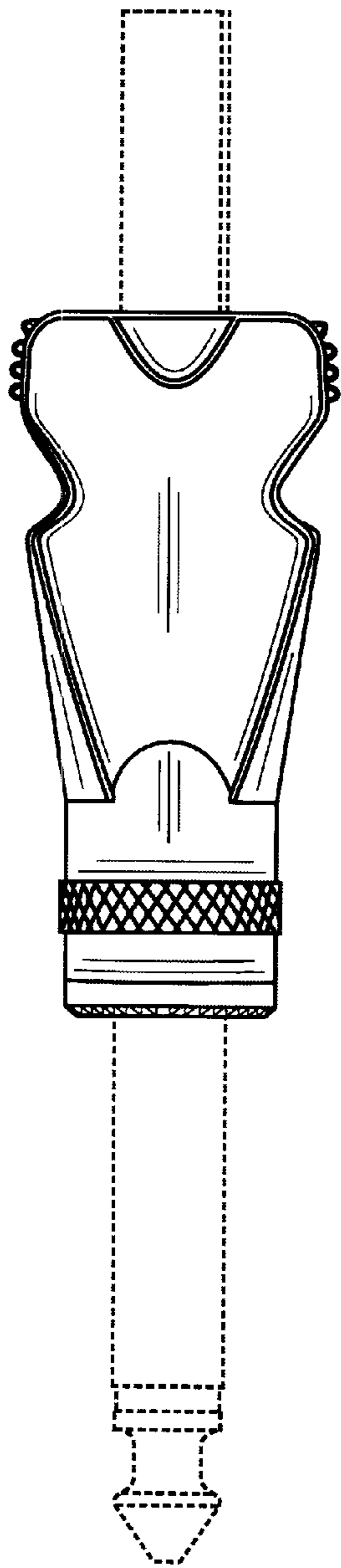


Fig. 2

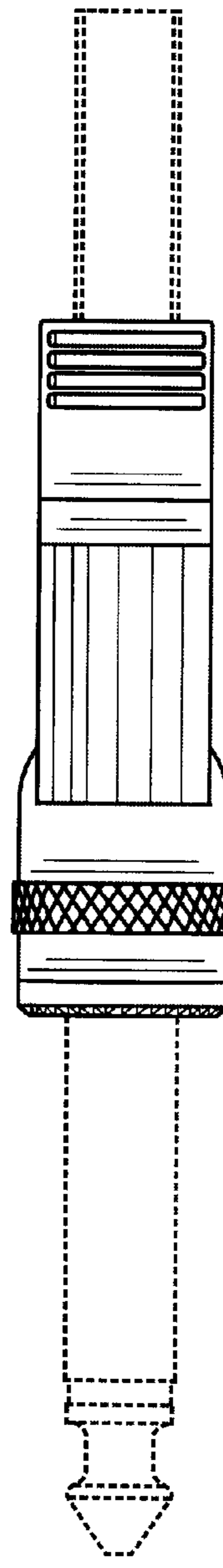


Fig. 3