



US00D542216S

(12) **United States Design Patent**
Chapman et al.

(10) **Patent No.:** **US D542,216 S**

(45) **Date of Patent:** **** May 8, 2007**

(54) **TIRE TREAD**

(75) Inventors: **Peter Chapman**, Birmingham (GB);
Malcolm Jeremy Board, Birmingham
(GB)

(73) Assignee: **The Goodyear Tire & Rubber
Company**, Akron, OH (US)

(**) Term: **14 Years**

(21) Appl. No.: **29/238,364**

(22) Filed: **Sep. 14, 2005**

(51) **LOC (8) Cl.** **12-15**

(52) **U.S. Cl.** **D12/535**

(58) **Field of Classification Search** D12/534,
D12/535, 563, 569, 570, 599; 152/209.1,
152/209.11

See application file for complete search history.

(56) **References Cited**

U.S. PATENT DOCUMENTS

D294,931 S	3/1988	Ikeda	D12/147
D294,932 S	3/1988	Hayama	D12/147
D301,998 S	* 7/1989	Mader	D12/535
D346,351 S	4/1994	Suzuki	D12/151
D455,708 S	4/2002	Yuze	D12/535
D522,449 S	* 6/2006	Toyozawa et al.	D12/535

OTHER PUBLICATIONS

Dunlop GT501 Rear Sport Touring Tire, 2004 Tread Design
Guide, Jan. 2004, p. 197. 3/5.*

* cited by examiner

Primary Examiner—Robert M. Spear

(74) *Attorney, Agent, or Firm*—Richard B. O'Planick

(57) **CLAIM**

The ornamental design for a tire tread, as shown and
described.

DESCRIPTION

FIG. 1 is a perspective view of a tire tread showing our new
design, it being understood that the pattern repeats uni-
formly throughout the circumference of the tread;

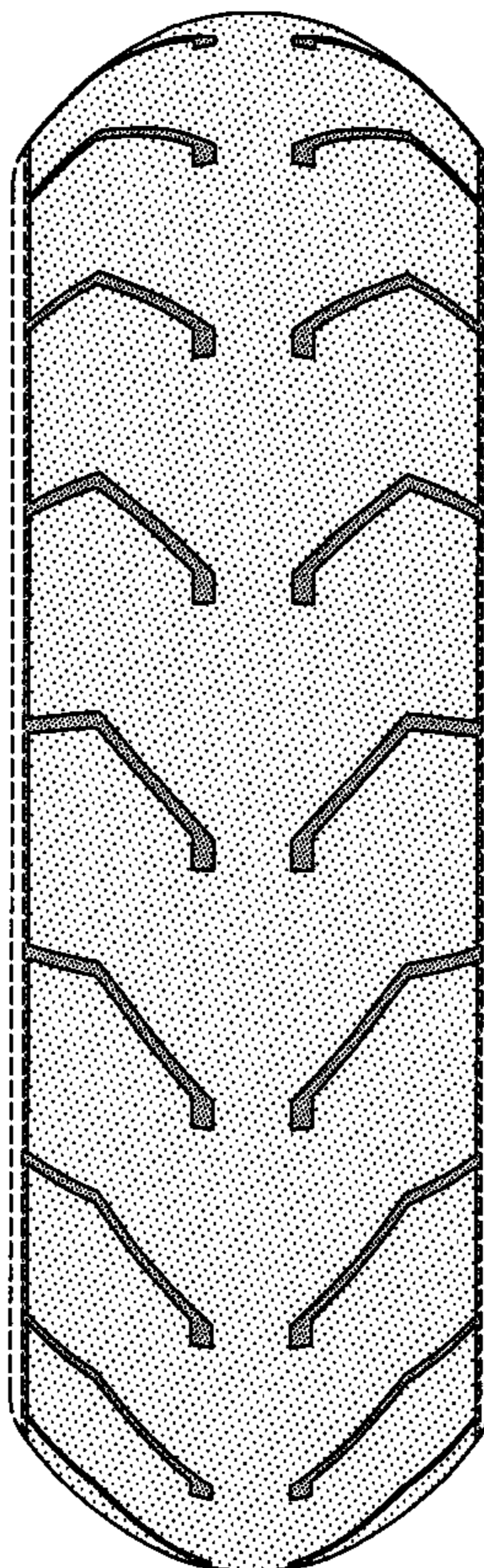
FIG. 2 is a front elevational view thereof;

FIG. 3 is a right side elevational view thereof; the other side
being a mirror image thereof; and,

FIG. 4 is an enlarged fragmentary front elevational view
thereof.

In the drawings, the broken lines defining the sidewall, inner
bead and the peripheral boundary between the tire tread and
the sidewall are for illustrative purposes only and form no
part of the claimed design.

1 Claim, 4 Drawing Sheets



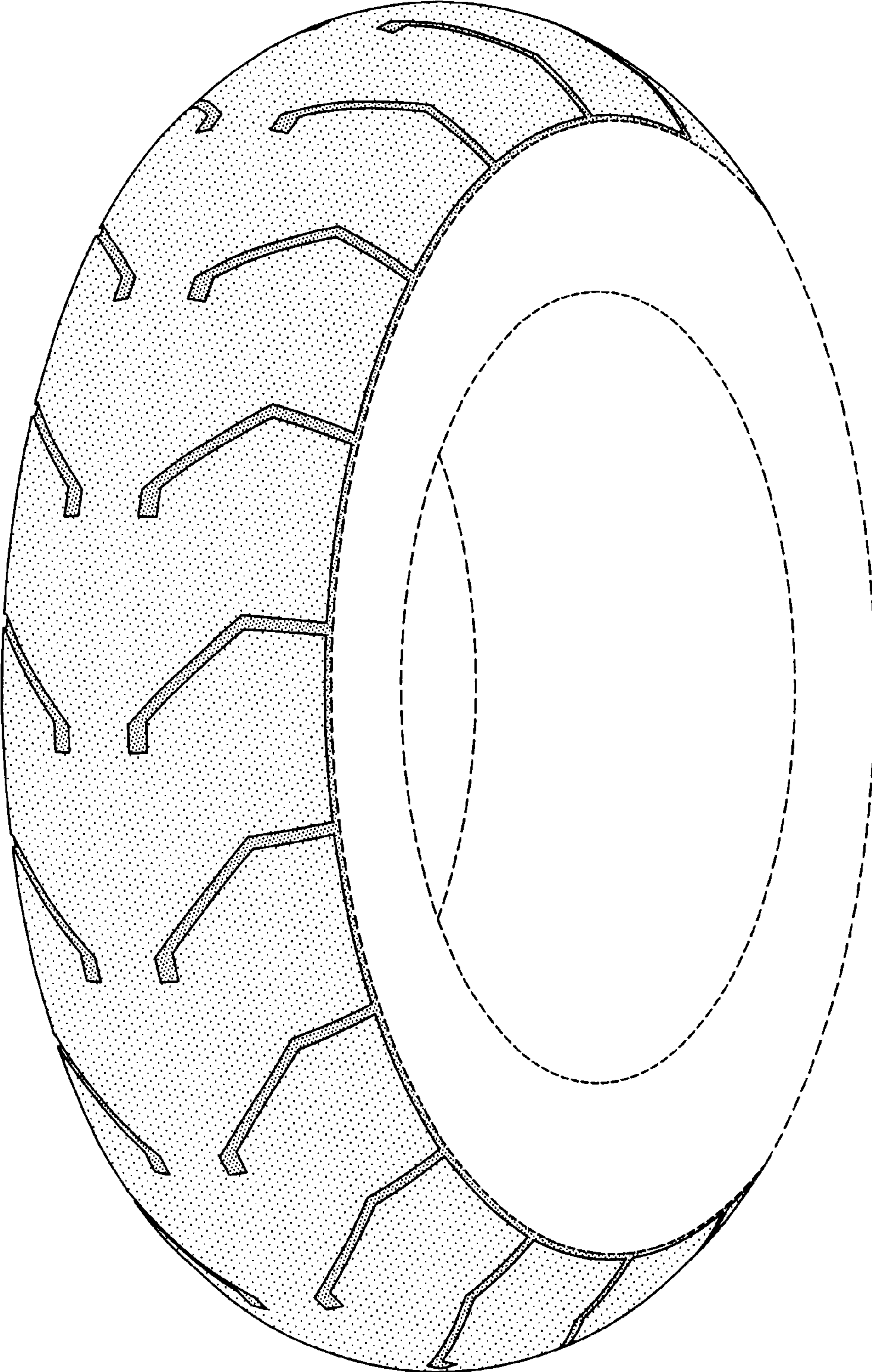


FIG-1

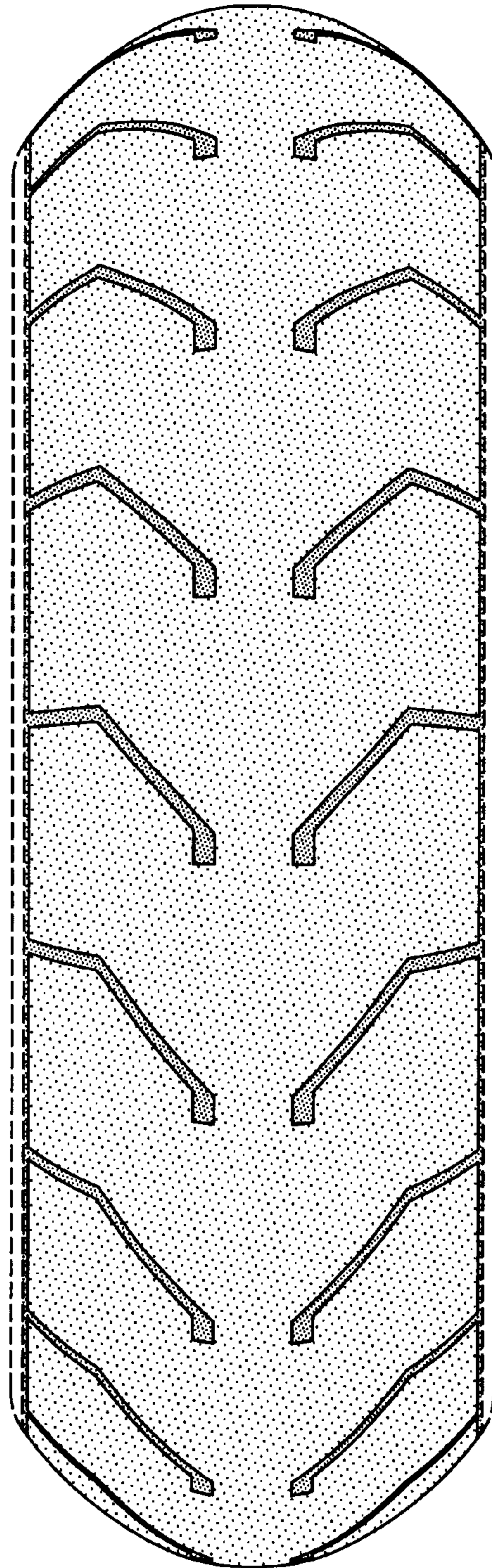


FIG-2

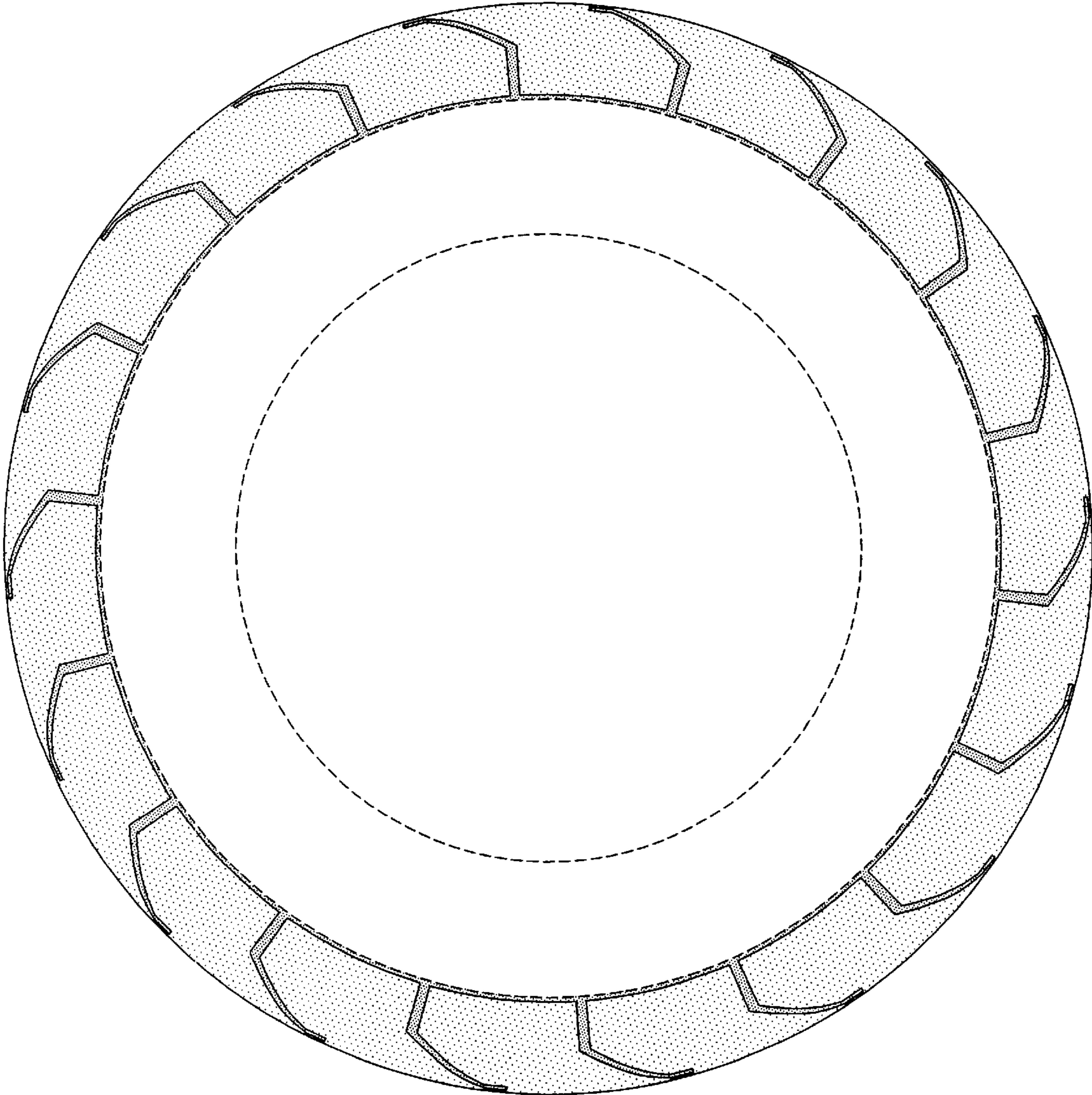


FIG-3

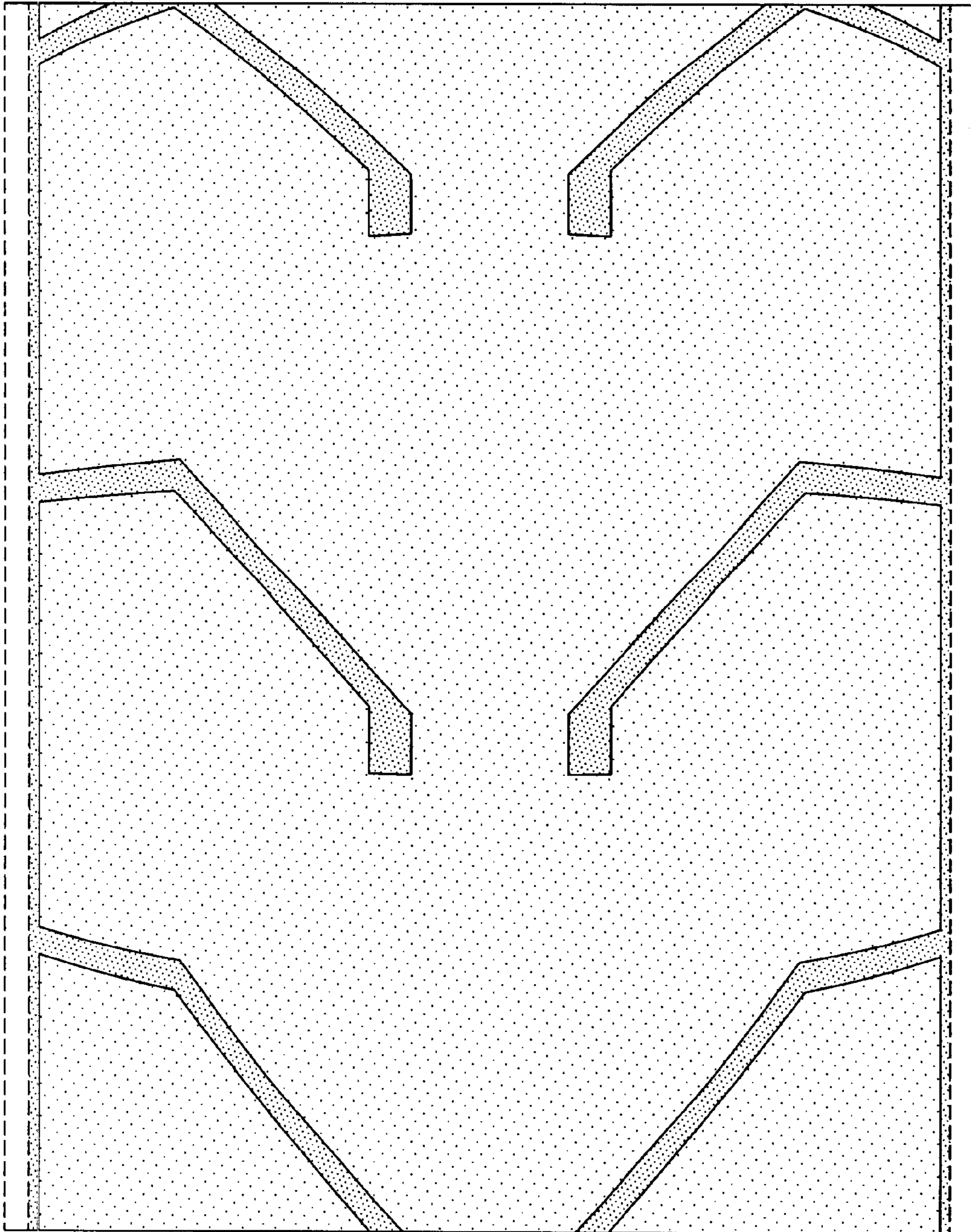


FIG-4