

US00D542210S

(12) **United States Design Patent**
Plumer

(10) **Patent No.:** **US D542,210 S**

(45) **Date of Patent:** **** May 8, 2007**

(54) **AUTOMOTIVE WHEEL**

(75) Inventor: **Mark J. Plumer**, Industry, CA (US)

(73) Assignee: **The Wheel Group**, Industry, CA (US)

(**) Term: **14 Years**

(21) Appl. No.: **29/268,386**

(22) Filed: **Nov. 6, 2006**

(51) **LOC (8) Cl.** **12-16**

(52) **U.S. Cl.** **D12/211**

(58) **Field of Classification Search** D12/204-213;
301/37.101, 64.101, 65

See application file for complete search history.

(56) **References Cited**

U.S. PATENT DOCUMENTS

D459,691 S	*	7/2002	Takechi	D12/211
D470,449 S	*	2/2003	Bernoni	D12/211
D475,962 S	*	6/2003	Chung	D12/211
D497,133 S	*	10/2004	Cheng	D12/209

D498,725 S	*	11/2004	Suciu	D12/211
D500,006 S	*	12/2004	Cahyono	D12/211
D504,860 S	*	5/2005	Kushartanto	D12/211
D512,361 S	*	12/2005	Cornell	D12/211
D517,972 S	*	3/2006	Tirado	D12/211
D524,215 S	*	7/2006	Guevara	D12/211
D526,267 S	*	8/2006	Looho	D12/211

* cited by examiner

Primary Examiner—Stacia Cadmus

(57) **CLAIM**

The ornamental design for an automotive wheel, as shown and described.

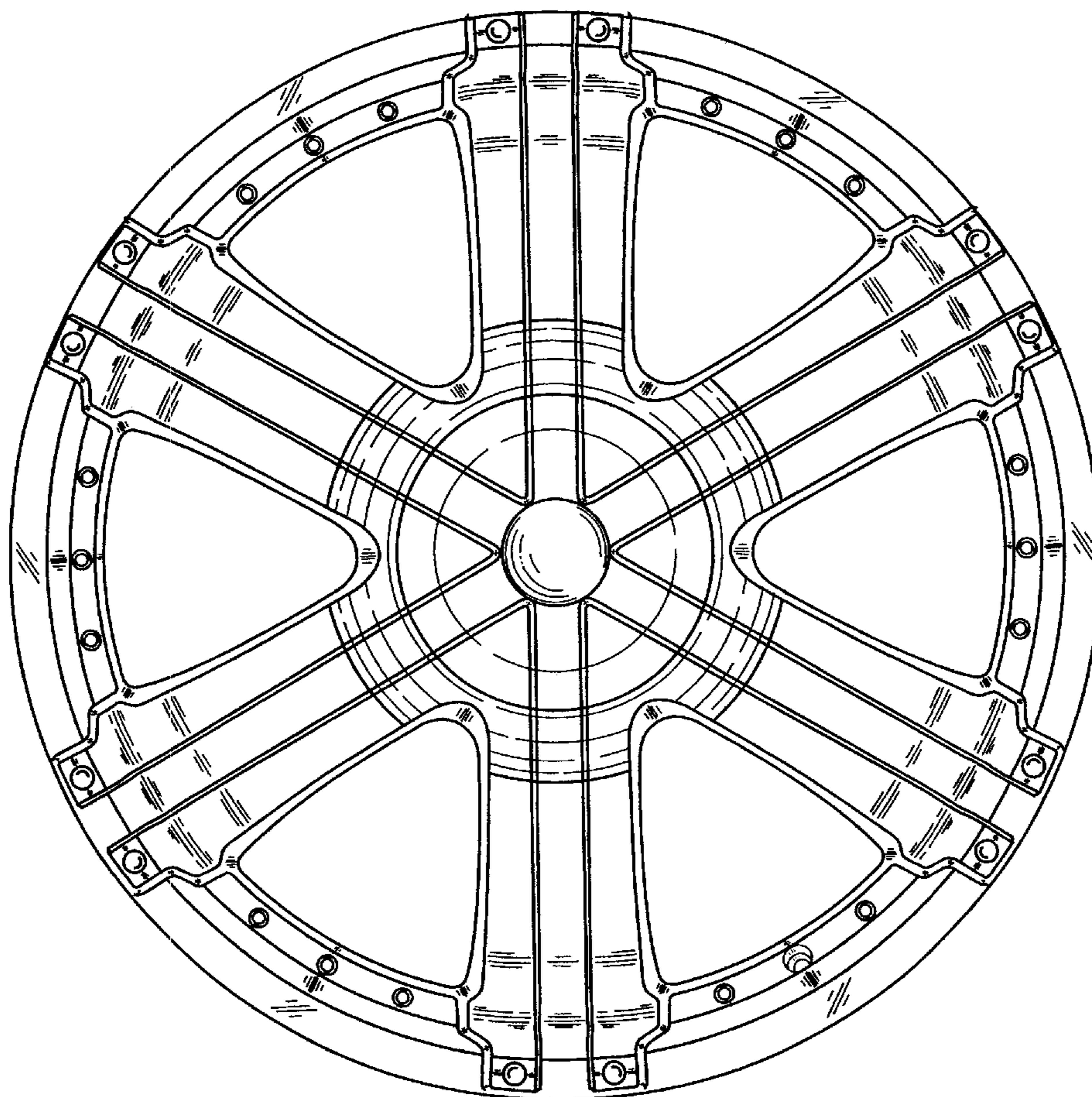
DESCRIPTION

FIG. 1 is a perspective view of an automotive wheel showing my new design; and,

FIG. 2 is a front elevational view of an automotive wheel showing the design herein described.

The broken lines showing the environment are for illustrative purposes only, and form no part of the claimed design.

1 Claim, 2 Drawing Sheets



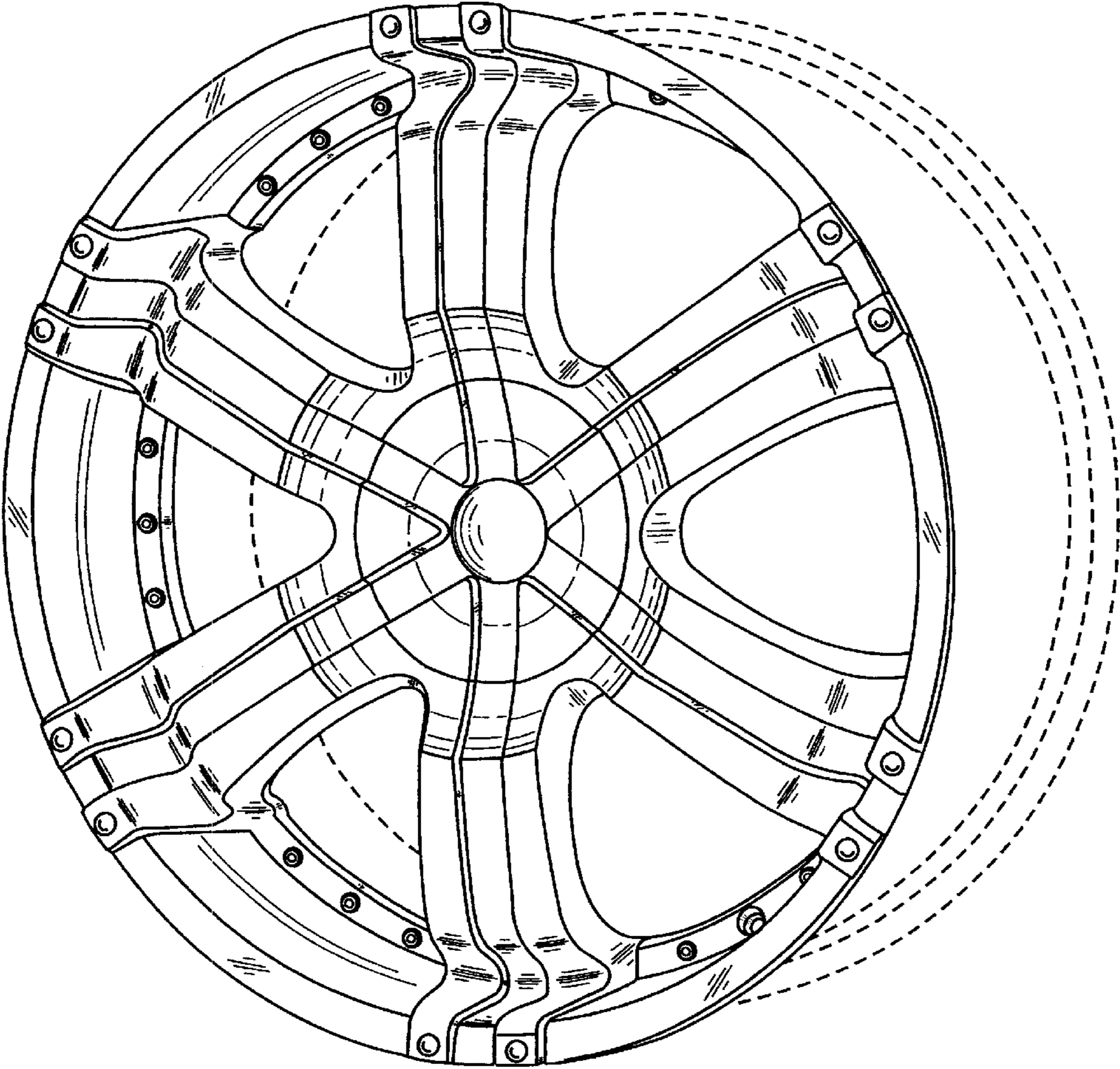


Fig. 1

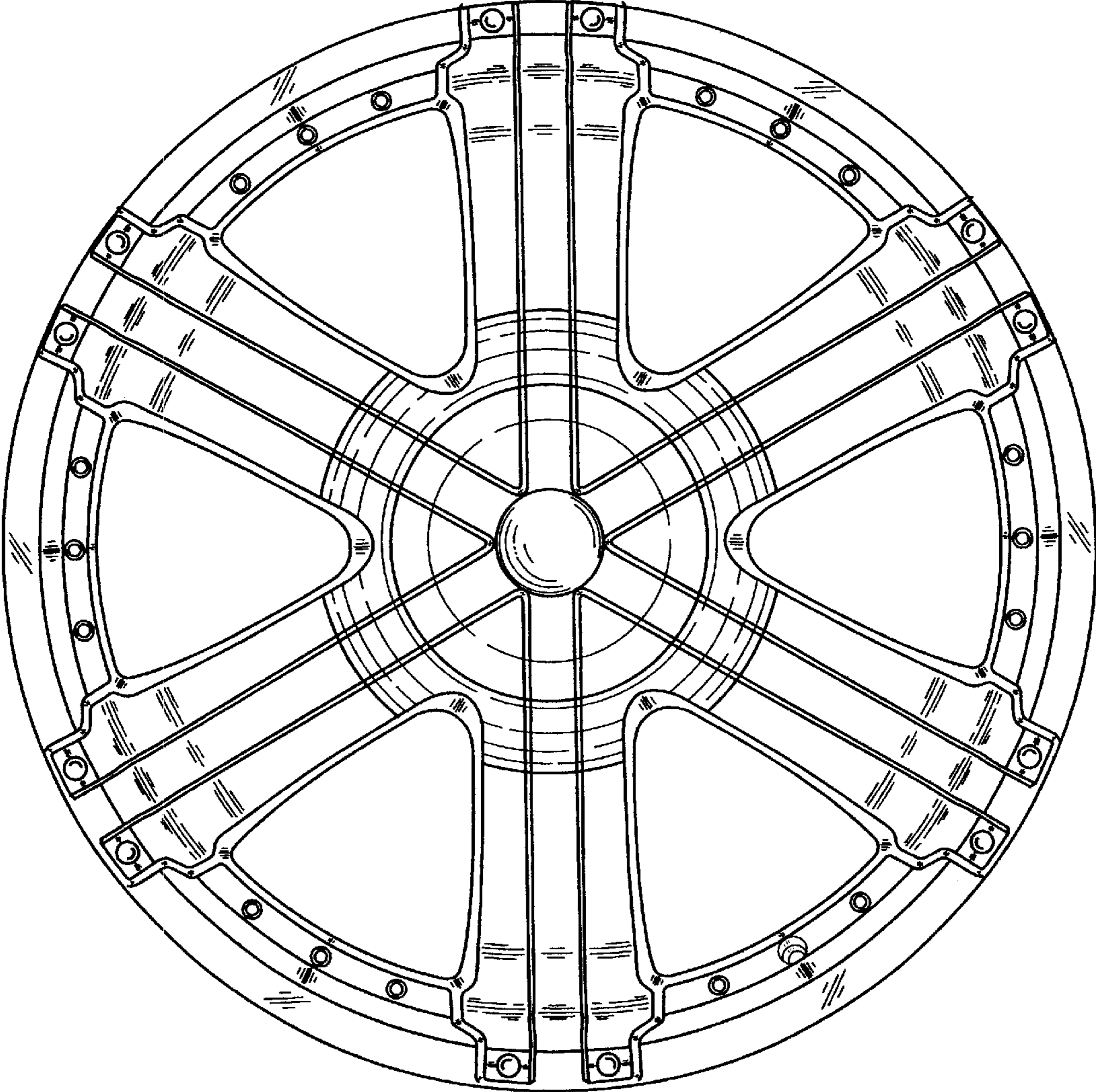


Fig. 2