



US00D542206S

(12) **United States Design Patent**  
**Evans**

(10) **Patent No.:** **US D542,206 S**

(45) **Date of Patent:** **\*\* May 8, 2007**

(54) **VEHICLE WHEEL**

(75) **Inventor:** **Richard Evans**, Huntington Beach, CA (US)

(73) **Assignee:** **Prestige Autotech Corporation**, Chino, CA (US)

(\*\*) **Term:** **14 Years**

(21) **Appl. No.:** **29/268,103**

(22) **Filed:** **Oct. 30, 2006**

(51) **LOC (8) Cl.** ..... **12-16**

(52) **U.S. Cl.** ..... **D12/209**

(58) **Field of Classification Search** ..... D12/204–213;  
301/37.101, 64.101, 65

See application file for complete search history.

(56) **References Cited**

**U.S. PATENT DOCUMENTS**

D396,443 S	*	7/1998	Neeper	.....	D12/209
D415,728 S	*	10/1999	Chung	.....	D12/209
D420,319 S	*	2/2000	Ruslan	.....	D12/209
D420,638 S	*	2/2000	Herrera	.....	D12/209
D423,443 S	*	4/2000	Hussaini et al.	.....	D12/209

D430,842 S	*	9/2000	Chinellato	.....	D12/209
D433,985 S	*	11/2000	Pfeiffer	.....	D12/209
D435,004 S	*	12/2000	Noriega	.....	D12/209
D440,199 S	*	4/2001	Donikoglu	.....	D12/209
D441,707 S	*	5/2001	Hussaini et al.	.....	D12/209
D492,635 S	*	7/2004	Mathis et al.	.....	D12/209
D519,432 S	*	4/2006	Long	.....	D12/209

\* cited by examiner

*Primary Examiner*—Stacia Cadmus

(74) *Attorney, Agent, or Firm*—Fulwider Patton LLP

(57) **CLAIM**

The ornamental design for a “vehicle wheel,” as shown and described.

**DESCRIPTION**


FIG. 1 is a perspective view of the vehicle wheel showing my new design;

FIG. 2 is a front elevational view thereof; and,

FIG. 3 is a cross-sectional view taken along the lines of 3—3 of FIG. 2.

The broken line showing the environment is for illustrative purposes only and forms no part of the claimed design.

**1 Claim, 3 Drawing Sheets**






FIG. 1




FIG. 2

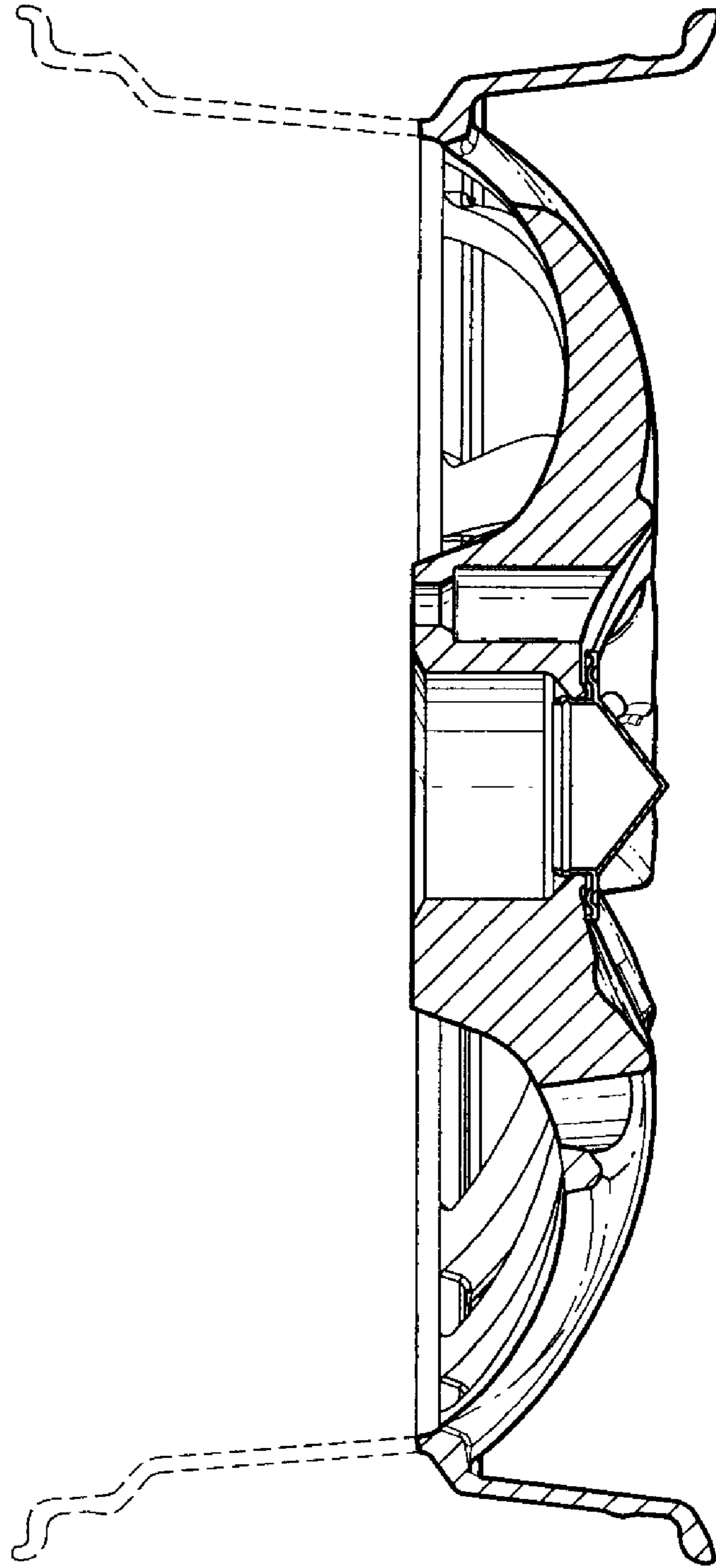


FIG. 3