

US00D542203S

(12) **United States Design Patent**  
**Kraines**

(10) **Patent No.:** **US D542,203 S**

(45) **Date of Patent:** **\*\* May 8, 2007**

(54) **VEHICLE FLOOR MAT**

(75) **Inventor:** **Bradley A. Kraines**, Agoura Hills, CA  
(US)

(73) **Assignee:** **Kraco Enterprises, Inc.**, Compton, CA  
(US)

(\*\*) **Term:** **14 Years**

(21) **Appl. No.:** **29/224,651**

(22) **Filed:** **Mar. 2, 2005**

(51) **LOC (8) Cl.** ..... **12-16**

(52) **U.S. Cl.** ..... **D12/203**

(58) **Field of Classification Search** ..... D12/203;  
D6/582-586, 592; 296/97.23; 15/215-217;  
428/138, 141; 280/163-164.1

See application file for complete search history.

(56) **References Cited**

**U.S. PATENT DOCUMENTS**

D313,789 S	*	1/1991	Thundercloud	.....	D12/203
D325,555 S	*	4/1992	Primeau	.....	D12/203
D404,352 S	*	1/1999	Lu	.....	D12/203
D425,005 S	*	5/2000	Rizvi	.....	D12/203

D499,057 S	*	11/2004	Lafleur	.....	D12/203
D508,450 S	*	8/2005	Hussaini et al.	.....	D12/203
D511,732 S	*	11/2005	Hussaini et al.	.....	D12/203
D513,216 S	*	12/2005	Hussaini et al.	.....	D12/203
D517,967 S	*	3/2006	Hussaini et al.	.....	D12/203

\* cited by examiner

*Primary Examiner*—Stacia Cadmus

(74) *Attorney, Agent, or Firm*—Wood, Herron & Evans,  
L.L.P.

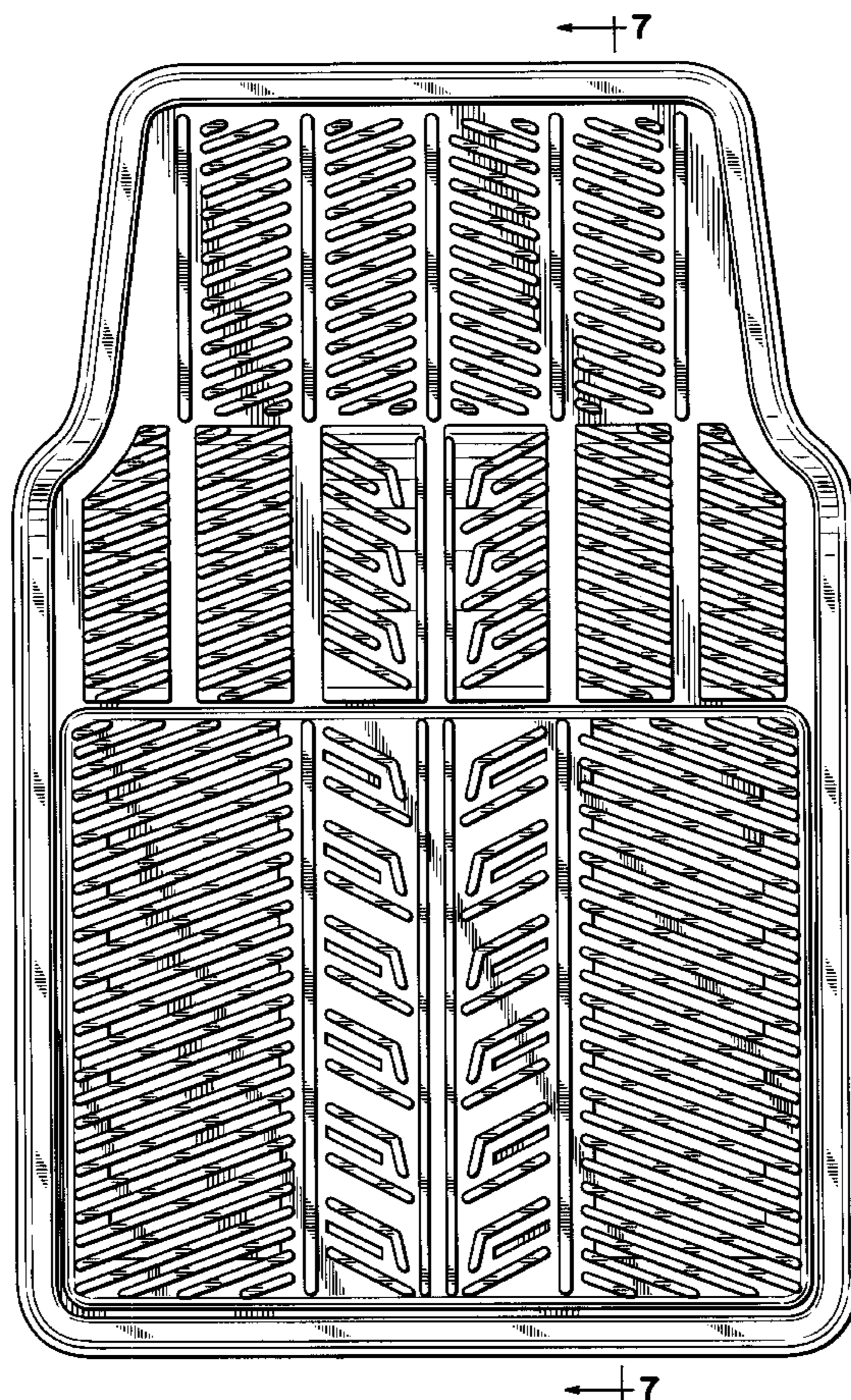
(57) **CLAIM**

The ornamental design for the vehicle floor mat, as shown and described.

**DESCRIPTION**

FIG. 1 is a top plan view of a vehicle floor mat incorporating my new design;  
FIG. 2 is a front elevational view thereof;  
FIG. 3 is a right-side elevational view thereof;  
FIG. 4 is a rear elevational view thereof;  
FIG. 5 is a left-side elevational view thereof;  
FIG. 6 is a reduced bottom plan view thereof; and,  
FIG. 7 is a cross-sectional view taken along Line 7—7 of FIG. 1.

**1 Claim, 3 Drawing Sheets**



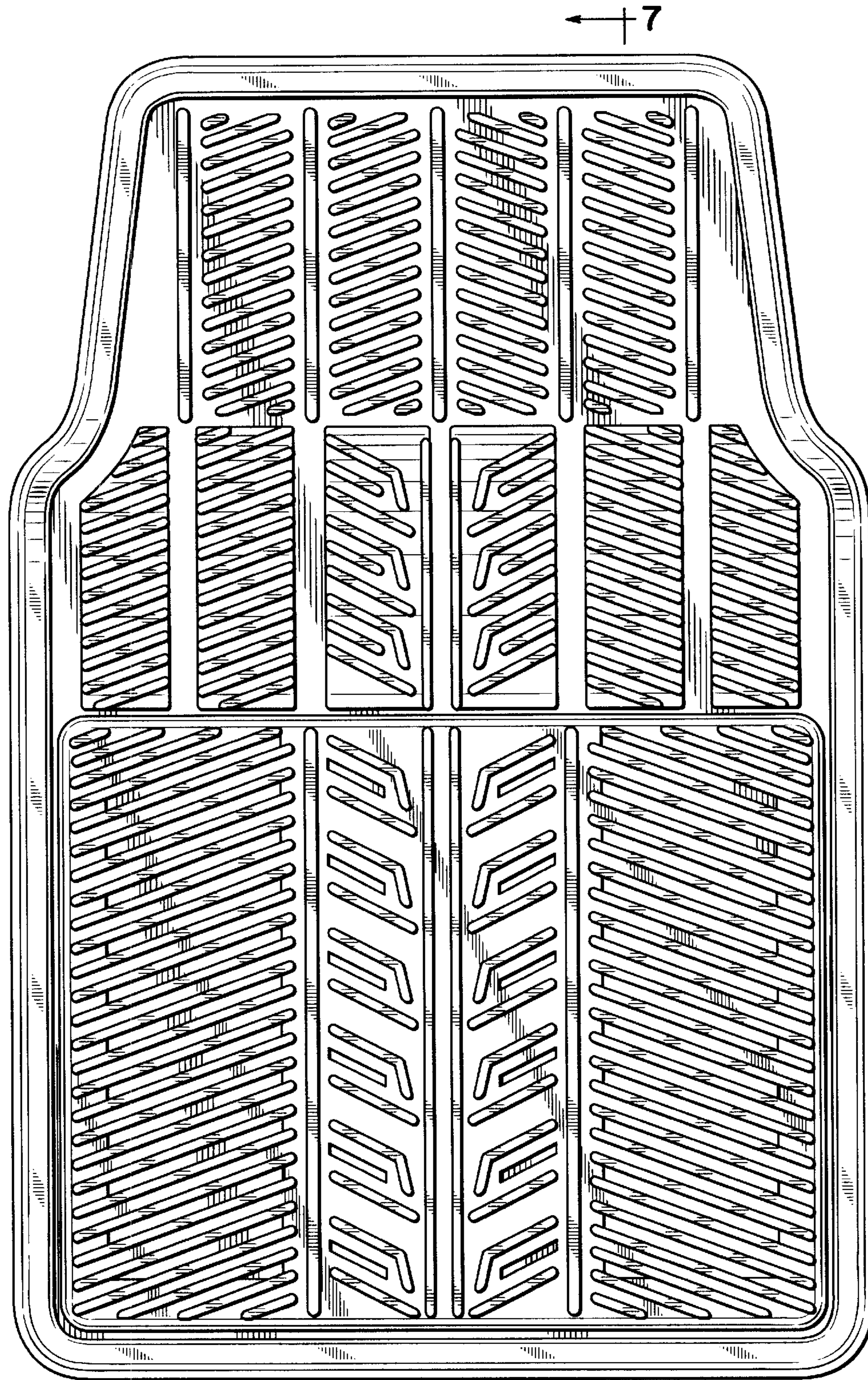
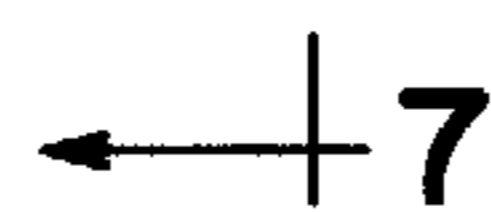


FIG. 1



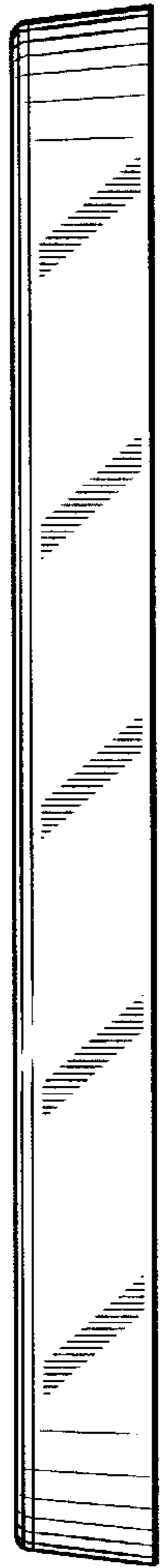


FIG. 2




FIG. 3

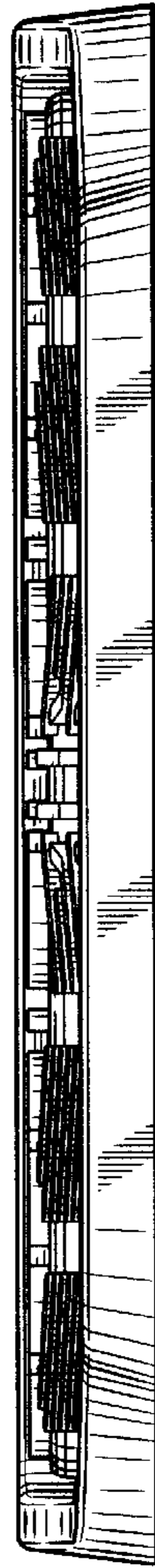


FIG. 4




FIG. 5

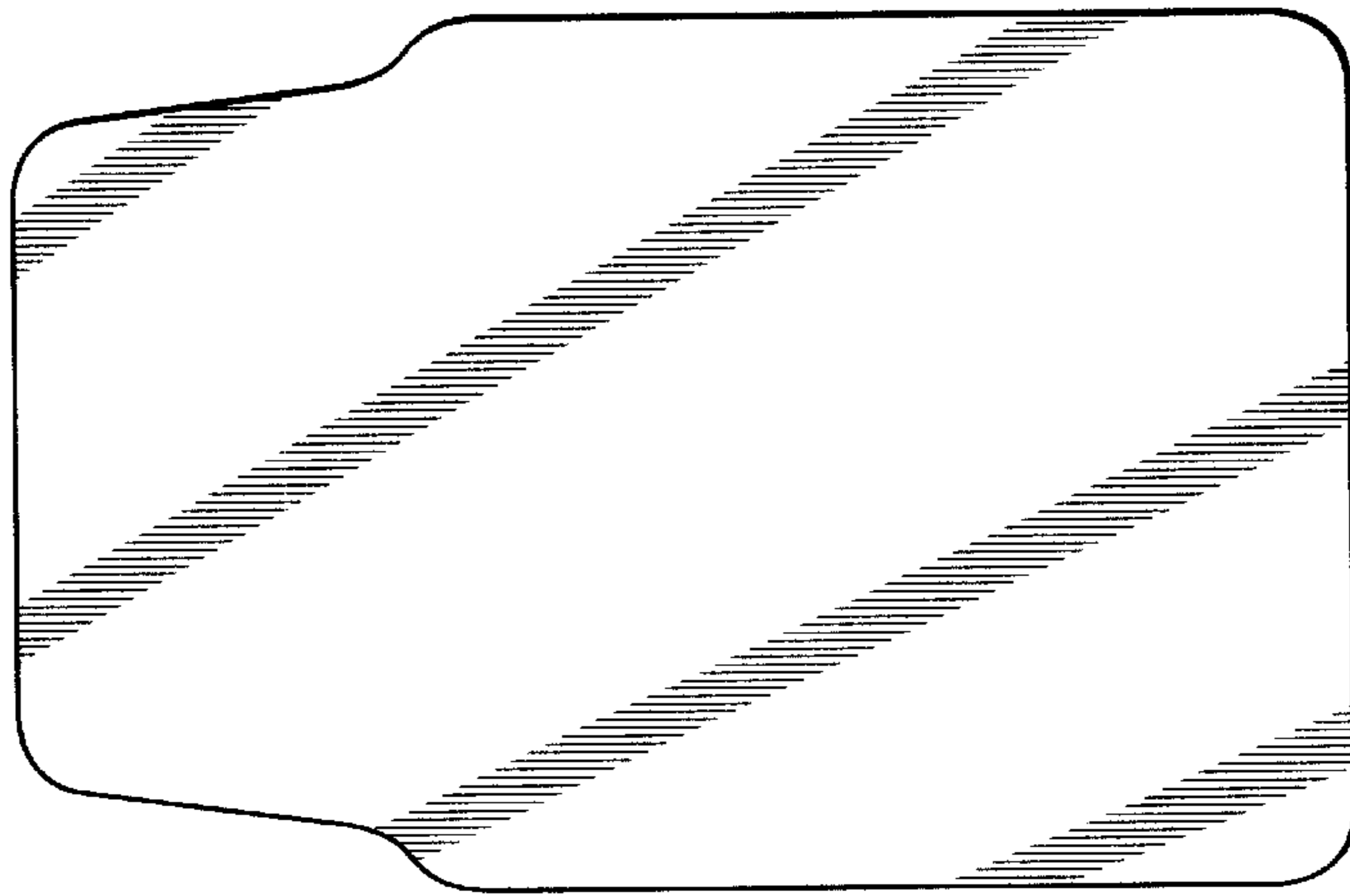


FIG. 6

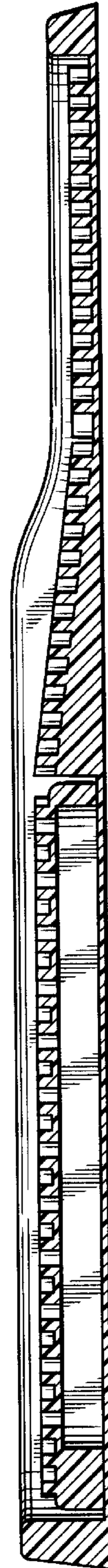


FIG. 7