

US00D542180S

(12) **United States Design Patent** (10) **Patent No.:** **US D542,180 S**
Renkert et al. (45) **Date of Patent:** **** May 8, 2007**

(54) **AUTOMOBILE BODY**

(75) Inventors: **Donald A Renkert**, Royal Oak, MI
(US); **John P Sgalia**, Farmington Hills,
MI (US); **Dan M Zimmermann**,
Bloomfield Township, MI (US)

(73) Assignee: **DaimlerChrysler Corporation**, Auburn
Hills, MI (US)

(**) Term: **14 Years**

(21) Appl. No.: **29/249,270**

(22) Filed: **Sep. 29, 2006**

Related U.S. Application Data

(63) Continuation of application No. 29/244,859, filed on Dec.
15, 2005.

(51) **LOC (8) Cl.** **12-16**

(52) **U.S. Cl.** **D12/91**

(58) **Field of Classification Search** D12/90-92,
D12/86; 296/181.1, 181.5

See application file for complete search history.

(56) **References Cited**

U.S. PATENT DOCUMENTS

D350,504 S 9/1994 Nixon
D416,519 S 11/1999 Won et al.
D420,939 S 2/2000 Faurote et al.
D424,992 S 5/2000 Faurote

D454,813 S 3/2002 Boniface et al.
D476,268 S 6/2003 Castiglione et al.
D497,572 S * 10/2004 Widmann et al. D12/91
D500,460 S 1/2005 Allen et al.
D500,466 S * 1/2005 Elwell et al. D12/163
D506,955 S 7/2005 Allen et al.
D507,766 S * 7/2005 McMahan et al. D12/91
D508,441 S * 8/2005 Moushegian et al. D12/91
D514,983 S * 2/2006 Renkert et al. D12/91
D528,471 S * 9/2006 Renkert et al. D12/91

* cited by examiner

Primary Examiner—Melody N. Brown

(74) *Attorney, Agent, or Firm*—Ralph E. Smith

(57) **CLAIM**

The ornamental design for an automobile body, as shown
and described.

DESCRIPTION

FIG. 1 is a front perspective view of an automobile body
showing our new design;

FIG. 2 is a side view thereof;

FIG. 3 is a front view thereof;


FIG. 4 is a rear view thereof;

FIG. 5 is a rear perspective view thereof; and,

FIG. 6 is a top plan view thereof.

It will be understood that the broken lines presented in the
drawings are for illustration only, and do not form a part of
the claimed design.

1 Claim, 5 Drawing Sheets



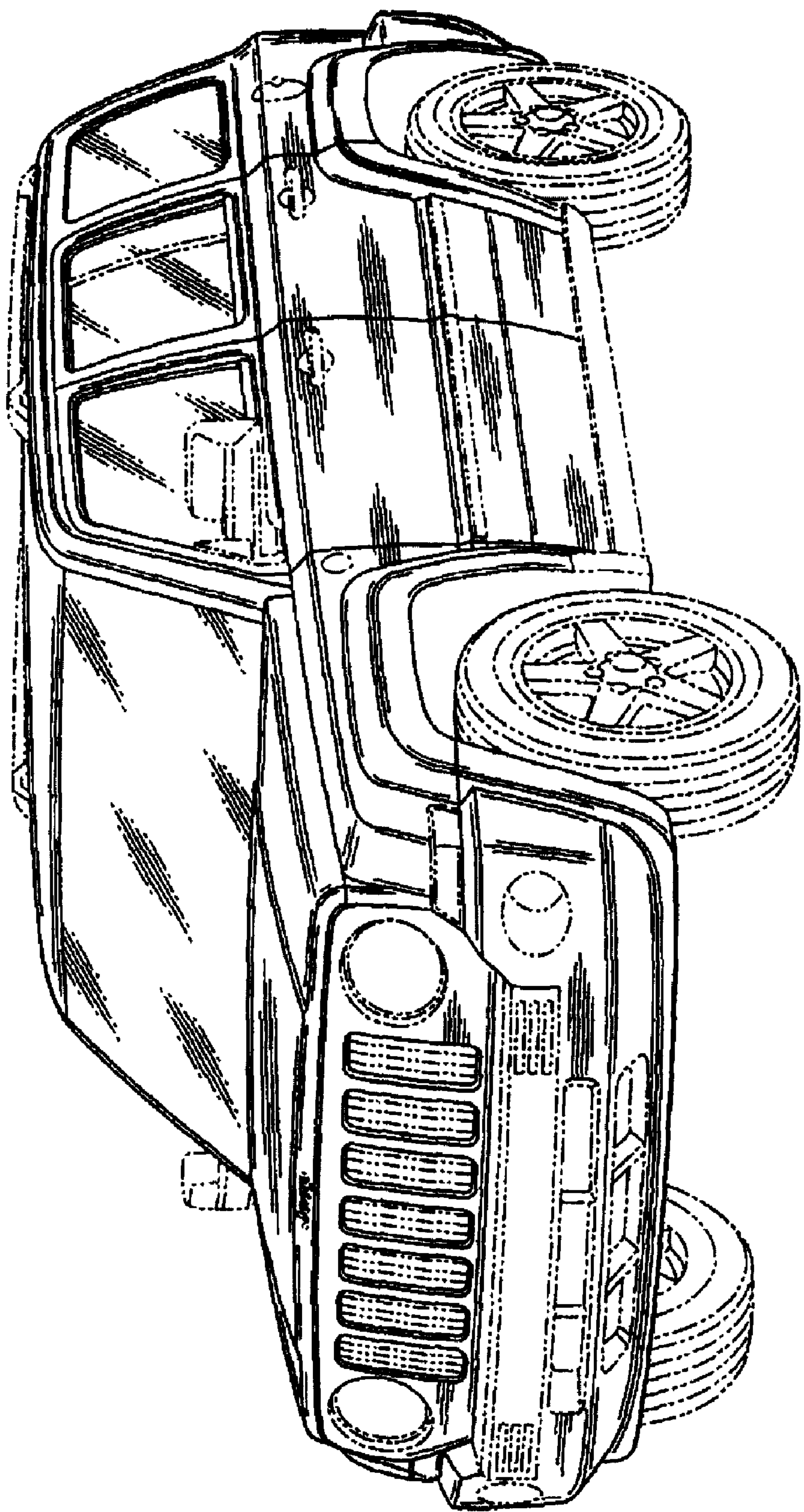


Fig. 1




Fig. 2



Fig. 3




Fig. 4

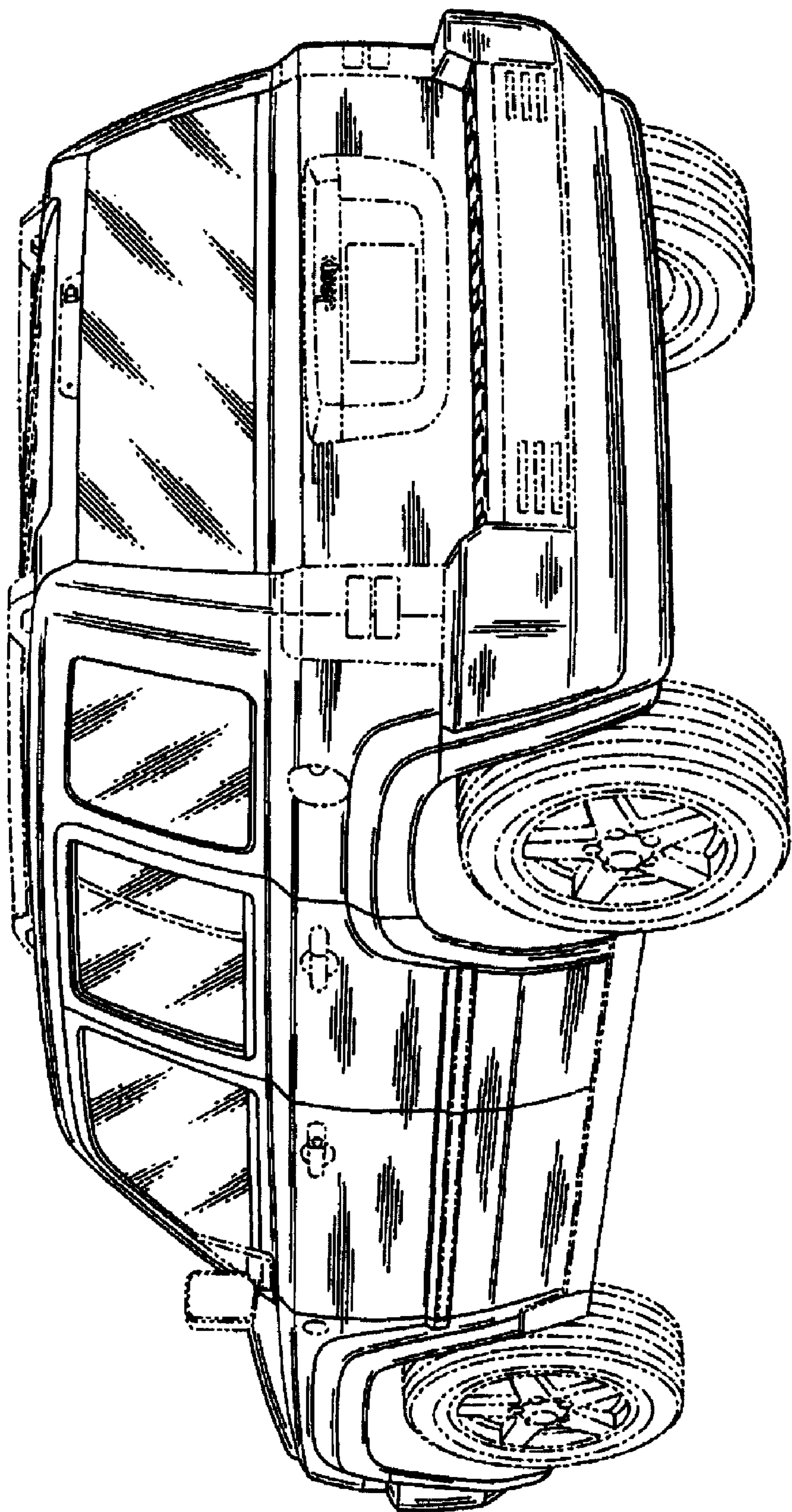


Fig. 5

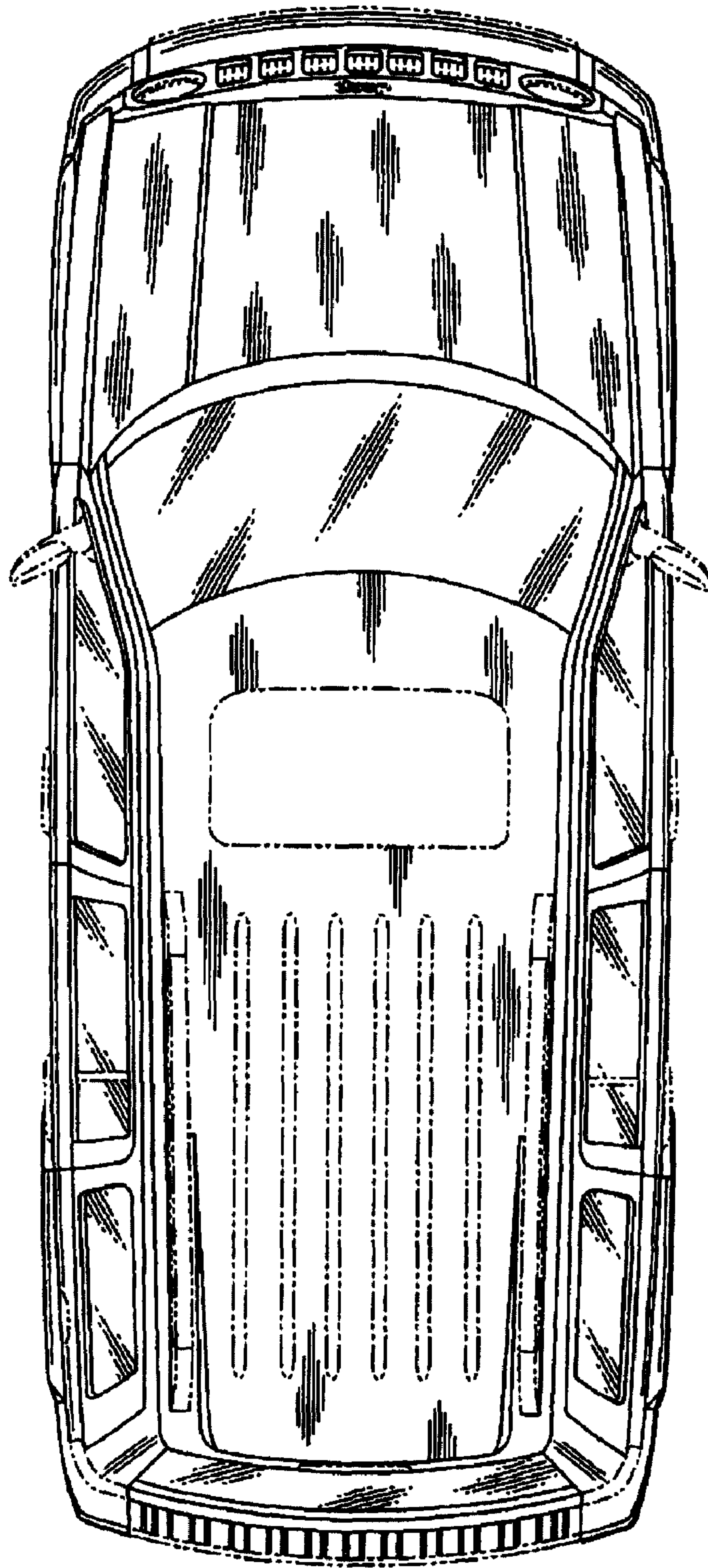


Fig. 6