



US00D542178S

(12) **United States Design Patent**
Moushegian

(10) **Patent No.: US D542,178 S**

(45) **Date of Patent: ** May 8, 2007**

(54) **AUTOMOBILE BODY**

(75) Inventor: **Mark T Moushegian**, San Diego, CA
(US)

(73) Assignee: **DaimlerChrysler Corporation**, Auburn
Hills, MI (US)

(**) Term: **14 Years**

(21) Appl. No.: **29/249,268**

(22) Filed: **Sep. 29, 2006**

Related U.S. Application Data

(63) Continuation of application No. 29/245,399, filed on Dec.
22, 2005, now Pat. No. Des. 532,716.

(51) **LOC (8) Cl.** **12-08**

(52) **U.S. Cl.** **D12/91**

(58) **Field of Classification Search** D12/90-92,
D12/86; 296/181.1, 181.5
See application file for complete search history.

(56) **References Cited**

U.S. PATENT DOCUMENTS

- D392,920 S 3/1998 Verduyn et al.
- D413,081 S 8/1999 Nesbitt et al.
- D432,948 S 10/2000 Verduyn et al.
- D476,268 S 6/2003 Castiglione et al.
- D476,269 S * 6/2003 Suzuki et al. D12/91

- D489,293 S * 5/2004 Ikuma et al. D12/90
- D490,019 S * 5/2004 Sakae D12/91
- D497,840 S * 11/2004 Egger D12/91
- D499,356 S * 12/2004 Minami et al. D12/91
- D504,639 S * 5/2005 Oishi et al. D12/91
- D505,097 S * 5/2005 Rodriguez D12/91
- D505,359 S * 5/2005 Suzuki et al. D12/91
- D513,716 S * 1/2006 Acampora D12/91
- D515,972 S * 2/2006 Ikeda et al. D12/91
- D532,716 S * 11/2006 Moushegian D12/91

* cited by examiner

Primary Examiner—Melody N. Brown

(74) *Attorney, Agent, or Firm*—Ralph E. Smith

(57) **CLAIM**


The ornamental design for an automobile body, as shown
and described.

DESCRIPTION

FIG. 1 is a front perspective view of an automobile body
showing our new design;
FIG. 2 is a side view thereof;
FIG. 3 is a front view thereof;
FIG. 4 is a rear view thereof;
FIG. 5 is a rear perspective view thereof; and,
FIG. 6 is a top plan view thereof.

It will be understood that the broken lines presented in the
drawings are for illustration only, and do not form a part of
the claimed design.

1 Claim, 5 Drawing Sheets



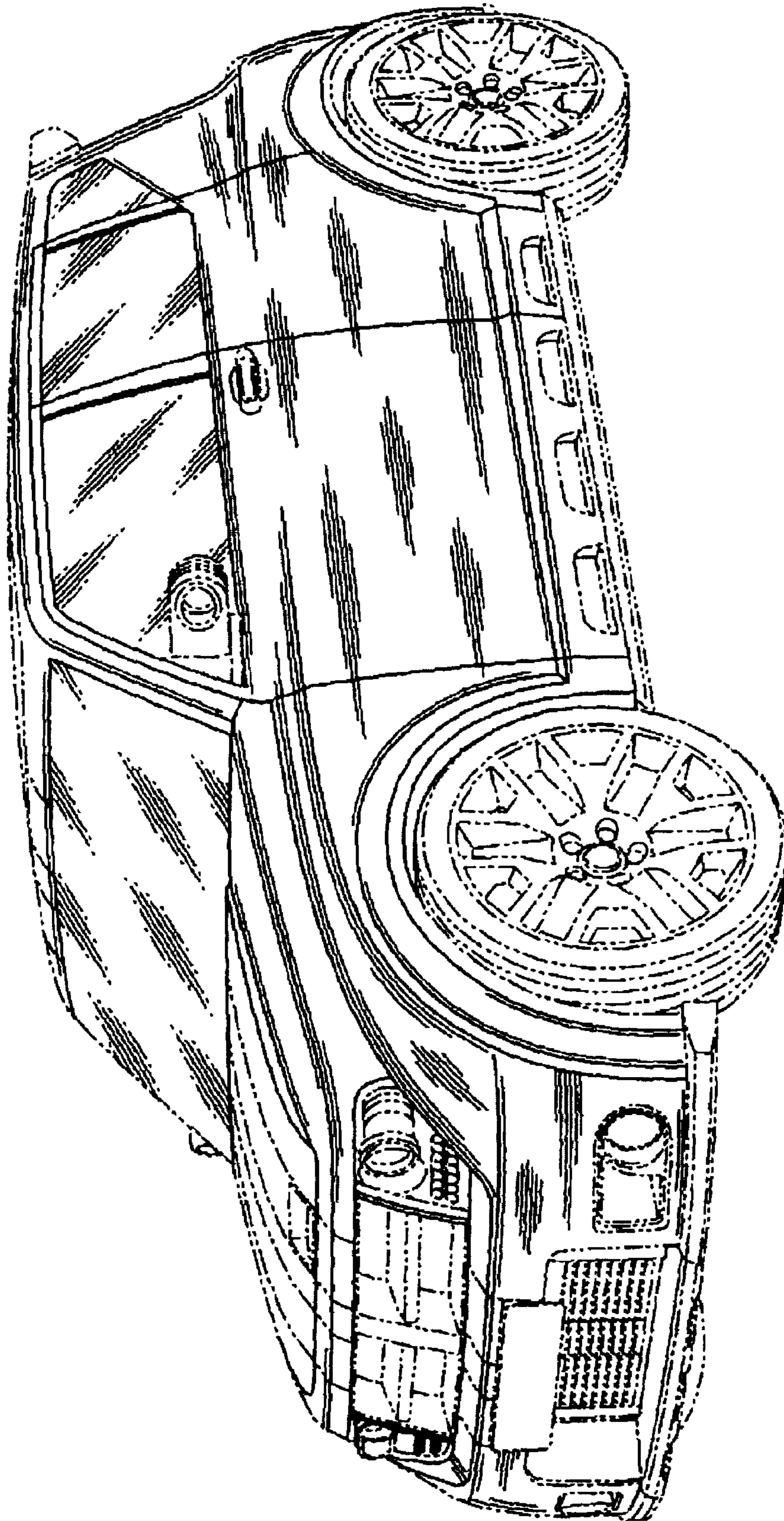


Fig. 1

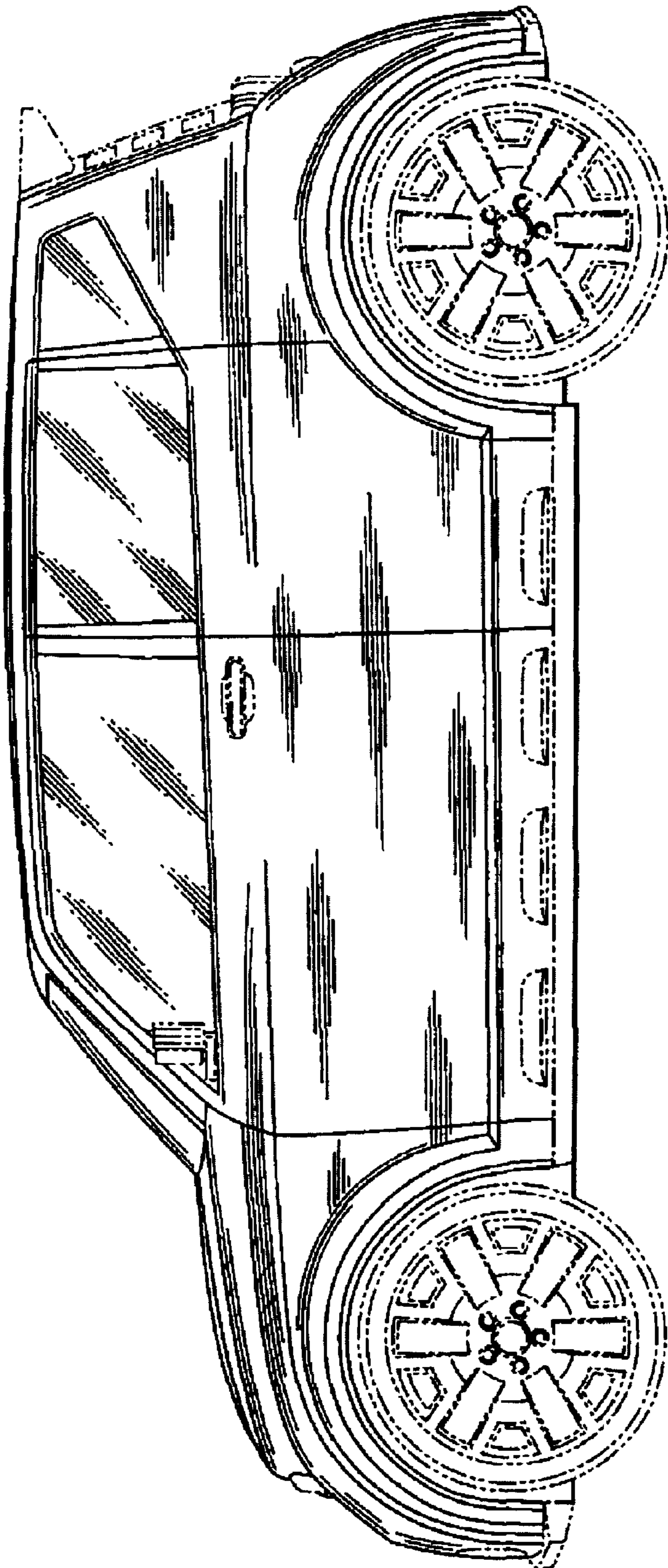


Fig. 2




Fig. 3




Fig. 4

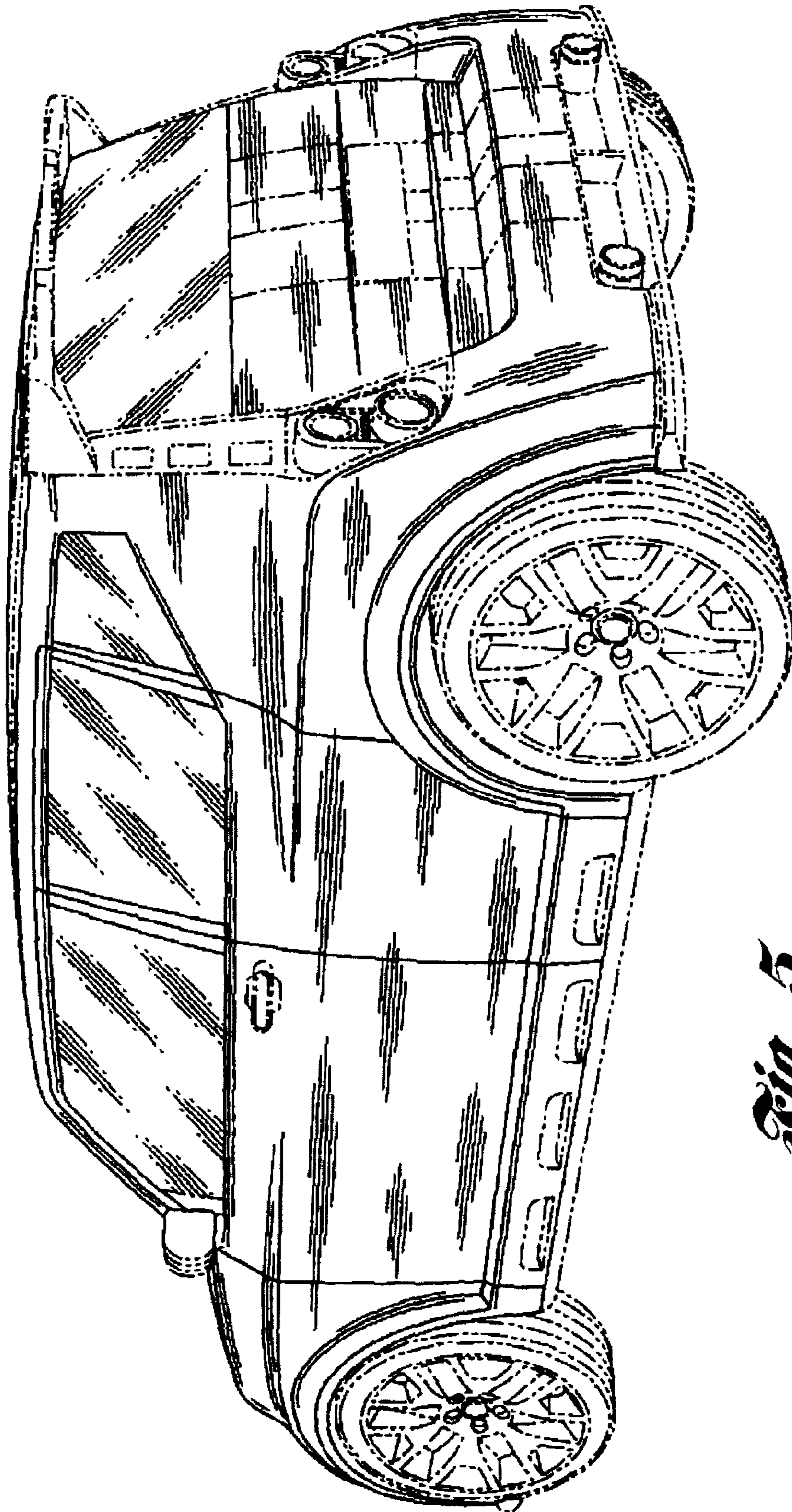


Fig. 5

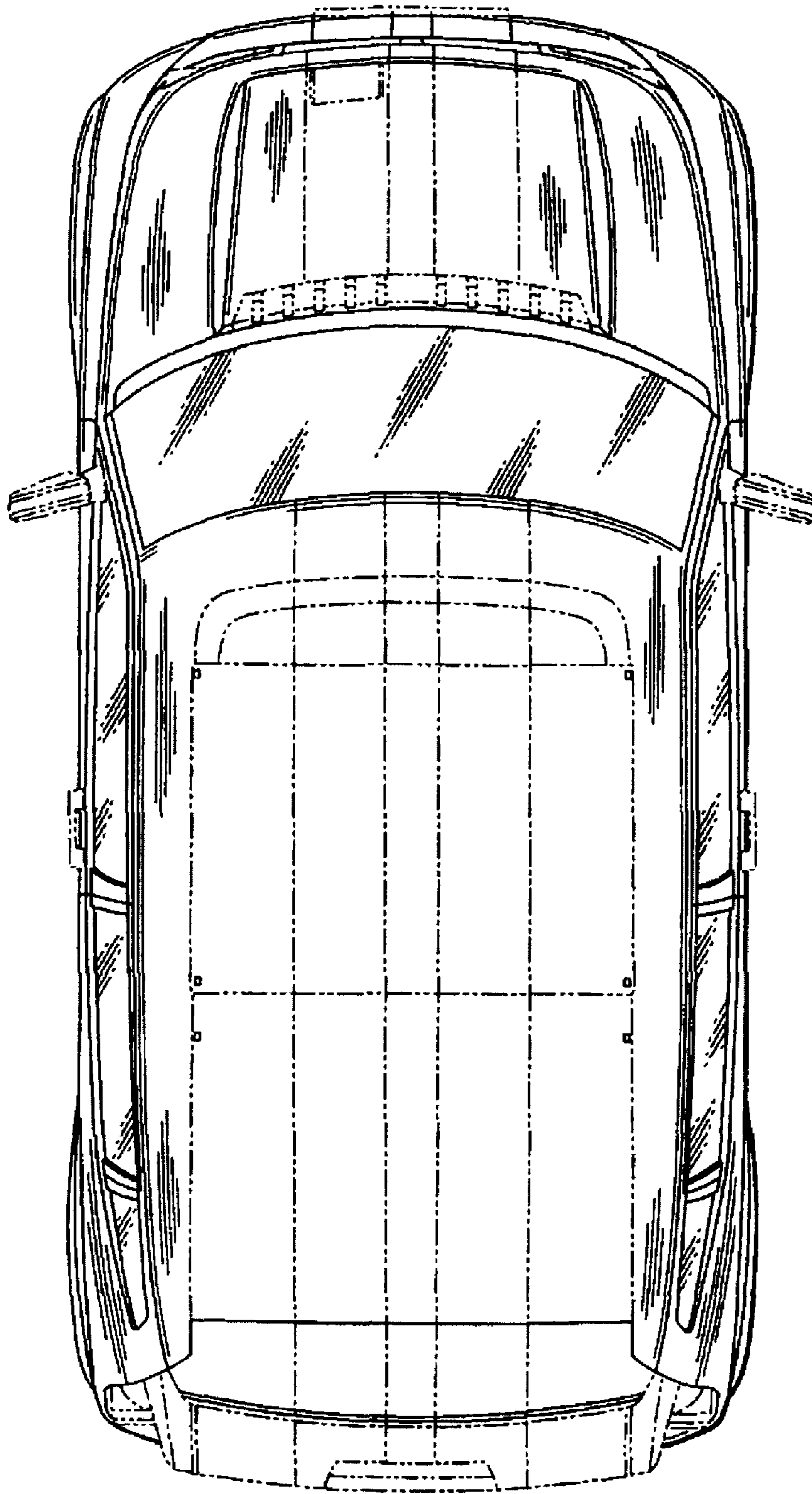


Fig. 6