

US00D542169S

(12) **United States Design Patent**
Johari et al.

(10) **Patent No.:** **US D542,169 S**

(45) **Date of Patent:** **** May 8, 2007**

(54) **RING**

(75) Inventors: **Basant Johari**, Syosset, NY (US);
Barbara Blackman, Hartsdale, NY
(US)

(73) Assignee: **Kuber Mfg. Inc.**, New York, NY (US)

(**) Term: **14 Years**

(21) Appl. No.: **29/254,950**

(22) Filed: **Mar. 2, 2006**

Related U.S. Application Data

(63) Continuation of application No. 29/194,808, filed on Dec. 2, 2003, now abandoned.

(51) **LOC (8) Cl.** **11-01**

(52) **U.S. Cl.** **D11/34; D11/91**

(58) **Field of Classification Search** D11/1,
D11/2, 6-12, 16, 26-28, 34-43, 47, 75, 79,
D11/89-93; 63/1.11-14.1, 20, 22, 23, 26-33
See application file for complete search history.

(56) **References Cited**

U.S. PATENT DOCUMENTS

D80,942 S * 4/1930 Gross D11/34

3,394,692 A * 7/1968 Sirakian 125/30.01
D292,683 S * 11/1987 Bulgari D11/34
D294,472 S * 3/1988 Bulgari D11/27
5,533,364 A * 7/1996 Freilich 63/32
D374,193 S * 10/1996 Doustorian D11/34
D431,793 S * 10/2000 Ambar D11/34
6,171,666 B1 * 1/2001 Wolf 428/15
D447,716 S * 9/2001 Itzknowitz D11/26

* cited by examiner

Primary Examiner—Louis S. Zarfes

Assistant Examiner—John Windmuller

(74) *Attorney, Agent, or Firm*—Gottlieb, Rackman & Reisman

(57) **CLAIM**

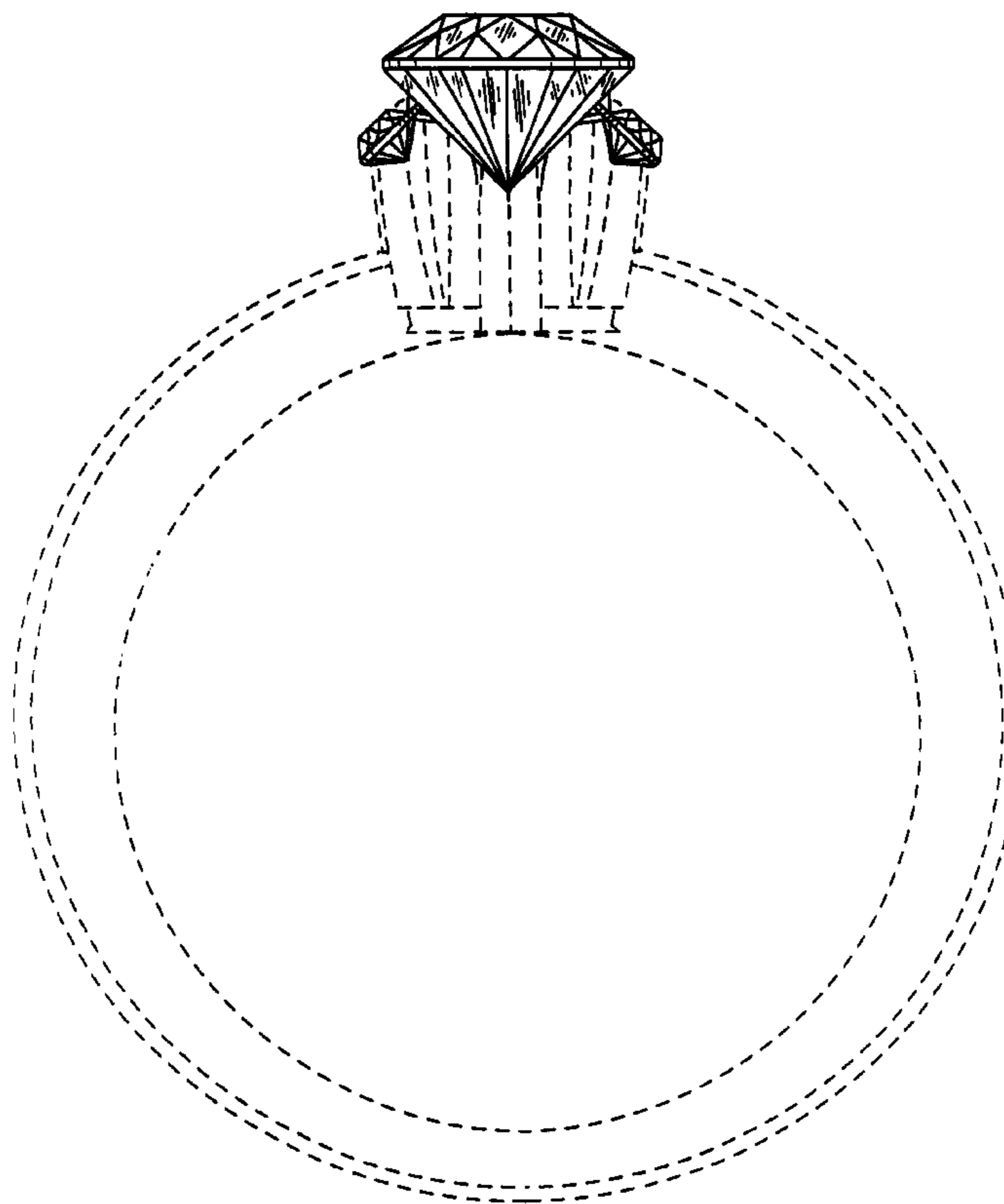
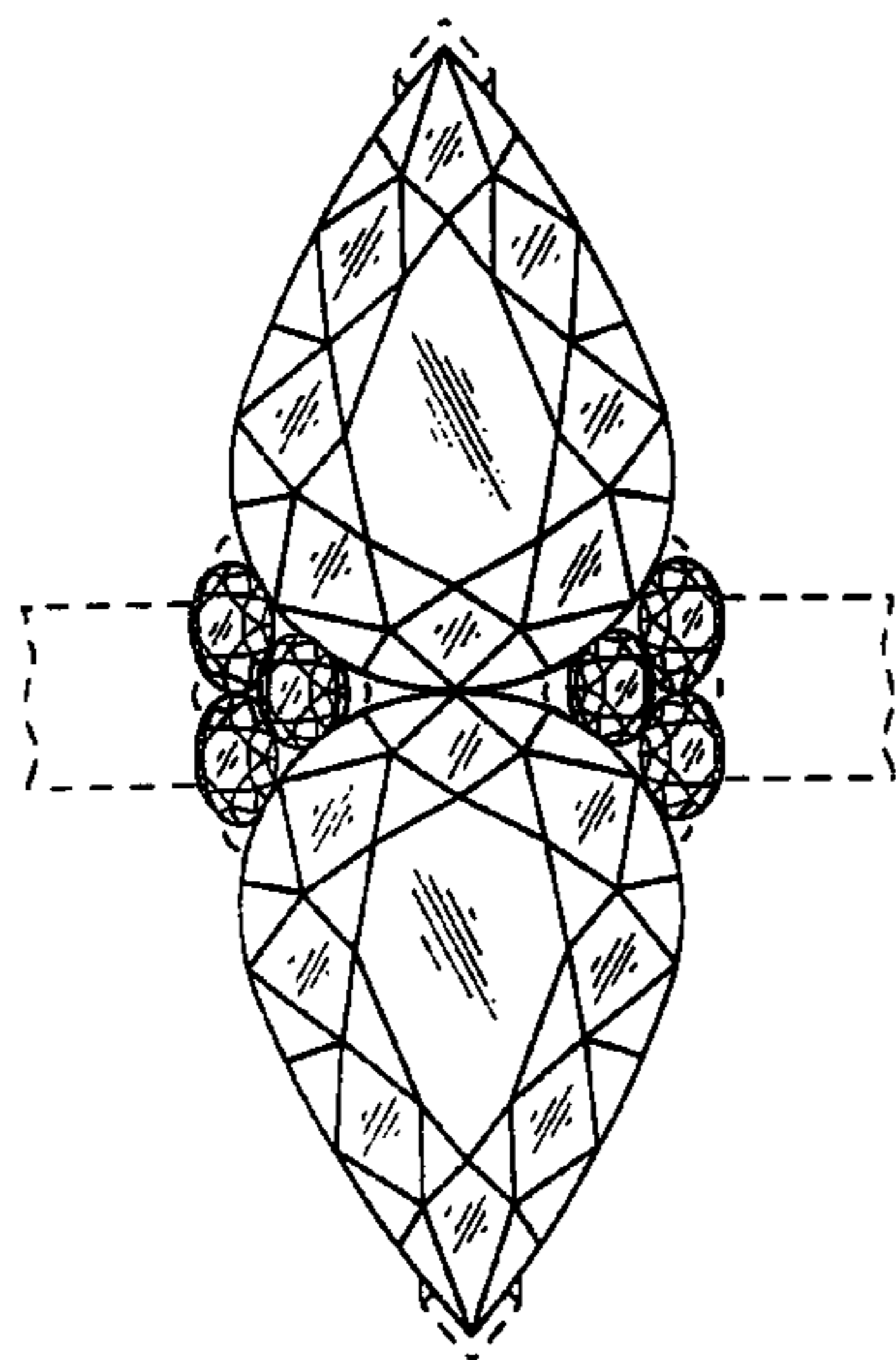
The ornamental design for a ring, as shown.

DESCRIPTION

FIG. 1 is top plan view of a ring showing our new design; FIG. 2 is a front elevational view thereof; and, FIG. 3 is a side elevational view thereof.

The broken line showing of a setting is included for the purpose of illustrating environment and forms no part of the claimed design.

1 Claim, 2 Drawing Sheets



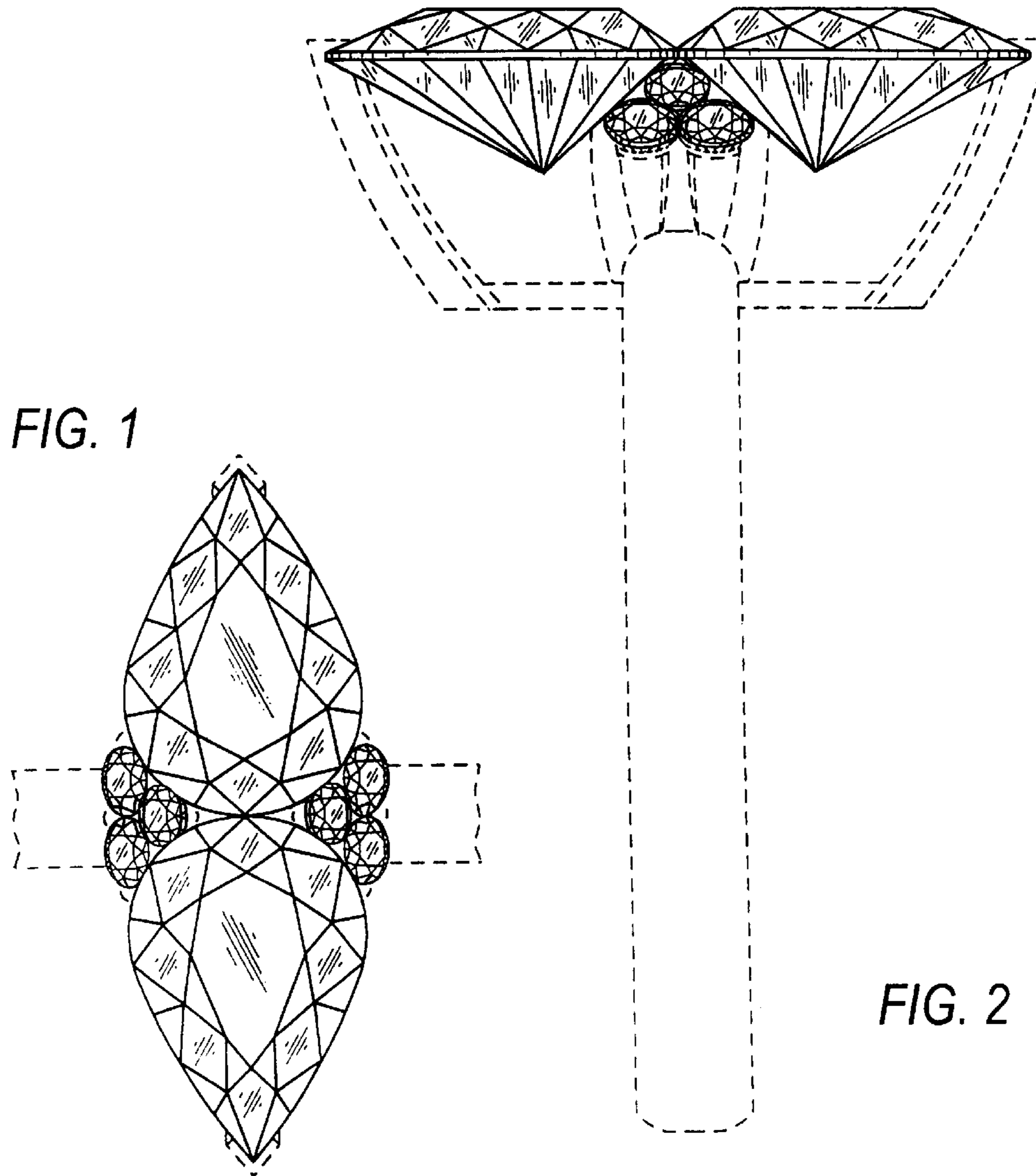


FIG. 1

FIG. 2

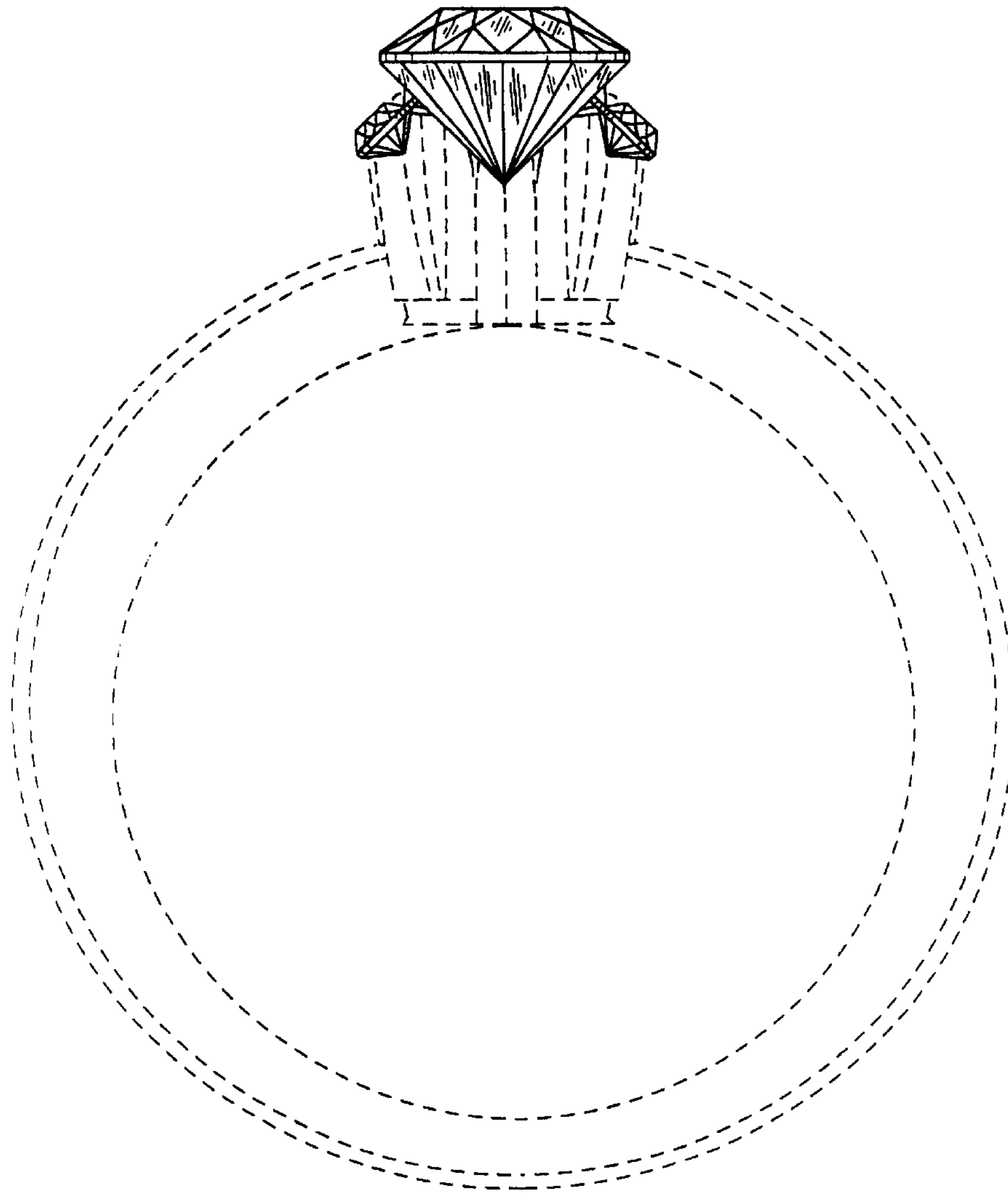


FIG. 3