

US00D542163S

(12) **United States Design Patent**  
**Pepe**

(10) **Patent No.:** **US D542,163 S**

(45) **Date of Patent:** **\*\* May 8, 2007**

(54) **QUILTING PATTERN TEMPLATE**

(76) Inventor: **Patricia Pepe**, 3452 Stage Springs Rd.,  
Creston, CA (US) 93432

(\*\*) Term: **14 Years**

(21) Appl. No.: **29/246,550**

(22) Filed: **Apr. 21, 2006**

**Related U.S. Application Data**

(63) Continuation of application No. 29/223,424, filed on Feb.  
12, 2005.

(51) **LOC (8) Cl.** ..... **10-04**

(52) **U.S. Cl.** ..... **D10/64**

(58) **Field of Classification Search** ..... D10/64;  
33/1 B, 12.33, 13, 17 A, 563, 565, 566; 112/475.01  
See application file for complete search history.

(56) **References Cited**

**U.S. PATENT DOCUMENTS**

5,791,062 A \* 8/1998 Walker ..... 33/563

7,028,412 B2 \* 4/2006 Boomershine ..... 33/526  
D532,322 S \* 11/2006 Repp et al. .... D10/64  
2006/0191150 A1 \* 8/2006 Sikora et al. .... 33/566

\* cited by examiner

*Primary Examiner*—Antoine D. Davis

(74) *Attorney, Agent, or Firm*—Philip A Steiner

(57) **CLAIM**

The ornamental design for a quilting pattern template, as  
shown and described.

**DESCRIPTION**

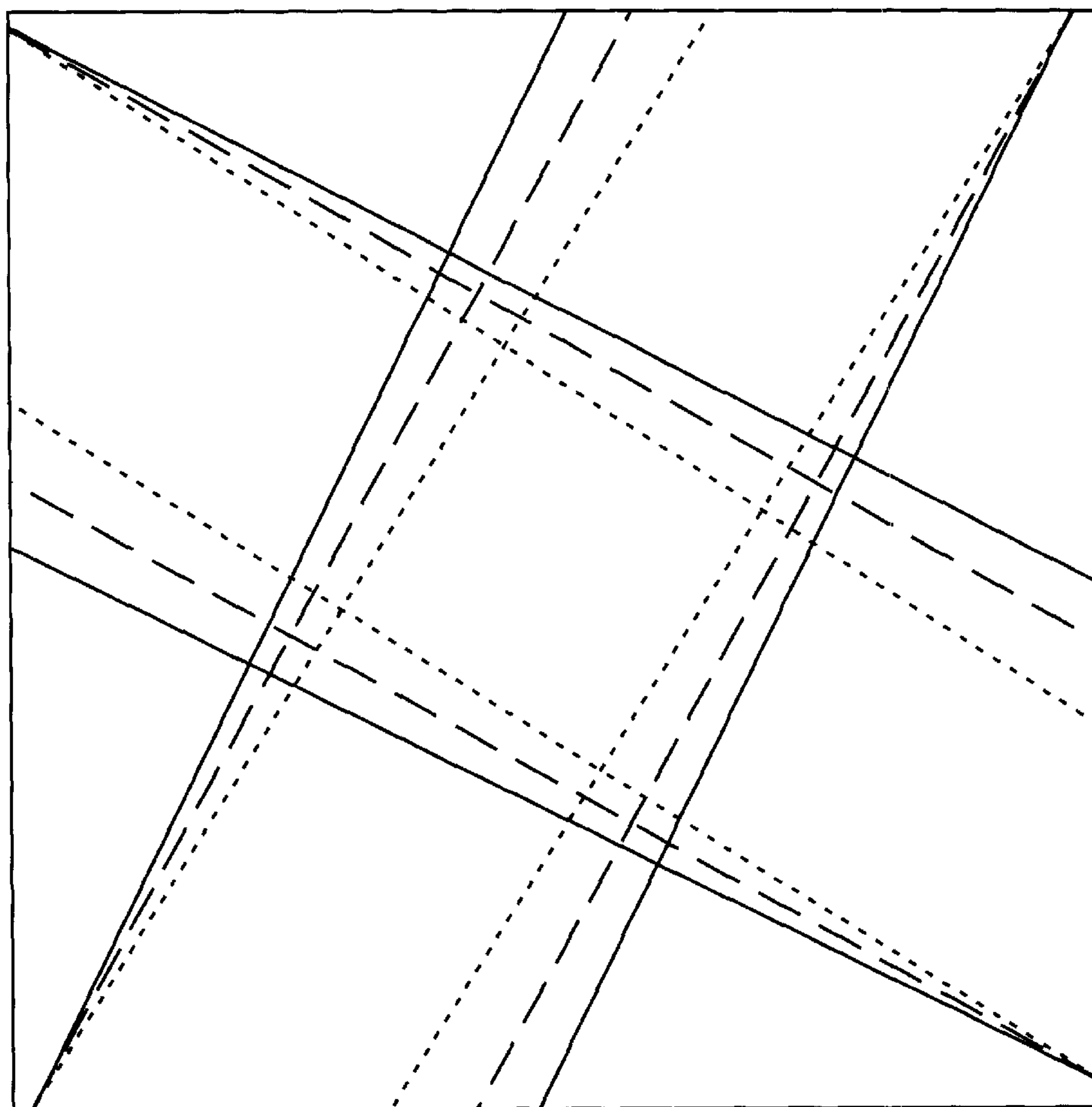
FIG. 1 is a top view showing the design of the quilting  
pattern template.

FIG. 2 is a perspective view showing the design of the  
quilting pattern template; and,

FIG. 3 is a side view showing the design of the quilting  
pattern template.

The broken line showing of two differing quilting patterns is  
included for the purpose of clearly illustrating and com-  
pletely disclosing all parts of the claimed design.

**1 Claim, 2 Drawing Sheets**



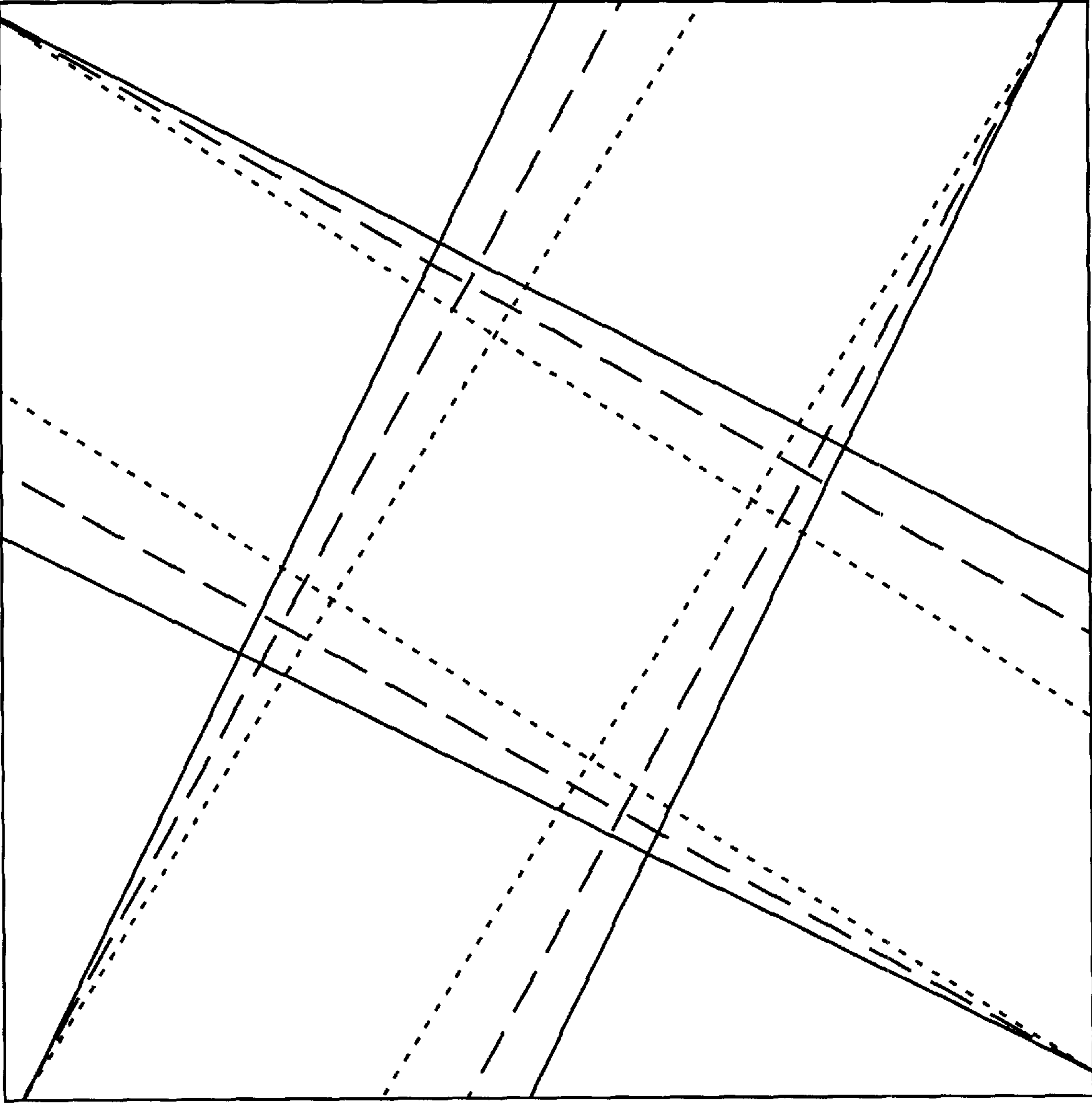


Fig. 1

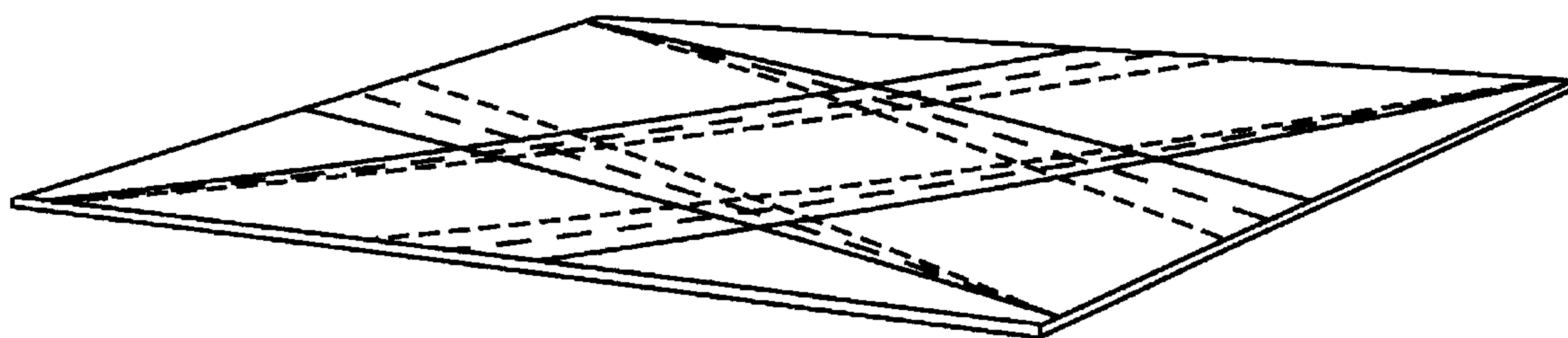


Fig. 2




Fig. 3