

US00D542160S

(12) **United States Design Patent**
Disselkoen et al.

(10) **Patent No.:** **US D542,160 S**

(45) **Date of Patent:** **** May 8, 2007**

(54) **ROOM SENSOR HOUSING**

D424,953 S * 5/2000 Brownlie et al. D10/50
7,000,849 B2 * 2/2006 Ashworth et al. 236/94

(75) Inventors: **Wesley Disselkoen**, Chicago, IL (US);
Jim Wille, Des Plaines, IL (US)

* cited by examiner

(73) Assignee: **Siemens Building Technologies, Inc.**,
Buffalo Grove, IL (US)

Primary Examiner—Antoine D. Davis

(**) Term: **14 Years**

(57) **CLAIM**

(21) Appl. No.: **29/264,382**

We claim the ornamental design for a room sensor housing,
as shown and described.

(22) Filed: **Aug. 9, 2006**

DESCRIPTION

Related U.S. Application Data

(62) Division of application No. 29/252,894, filed on Jan. 30,
2006.

FIG. 1 is a top perspective view of a third embodiment of a
room sensor housing of the present invention;

(51) **LOC (8) Cl.** **10-04**

FIG. 2 is a front view thereof;

(52) **U.S. Cl.** **D10/50**

FIG. 3 is a left side view thereof;

(58) **Field of Classification Search** D10/49–50;
236/46 R, 47, 49.3, 51, 84, 94; 400/485
See application file for complete search history.

FIG. 4 is a right side view thereof;

FIG. 5 is a top view thereof; and,

FIG. 6 is a bottom view thereof.

The back side view for each of the three embodiments has
been omitted and forms no part of the claimed design.

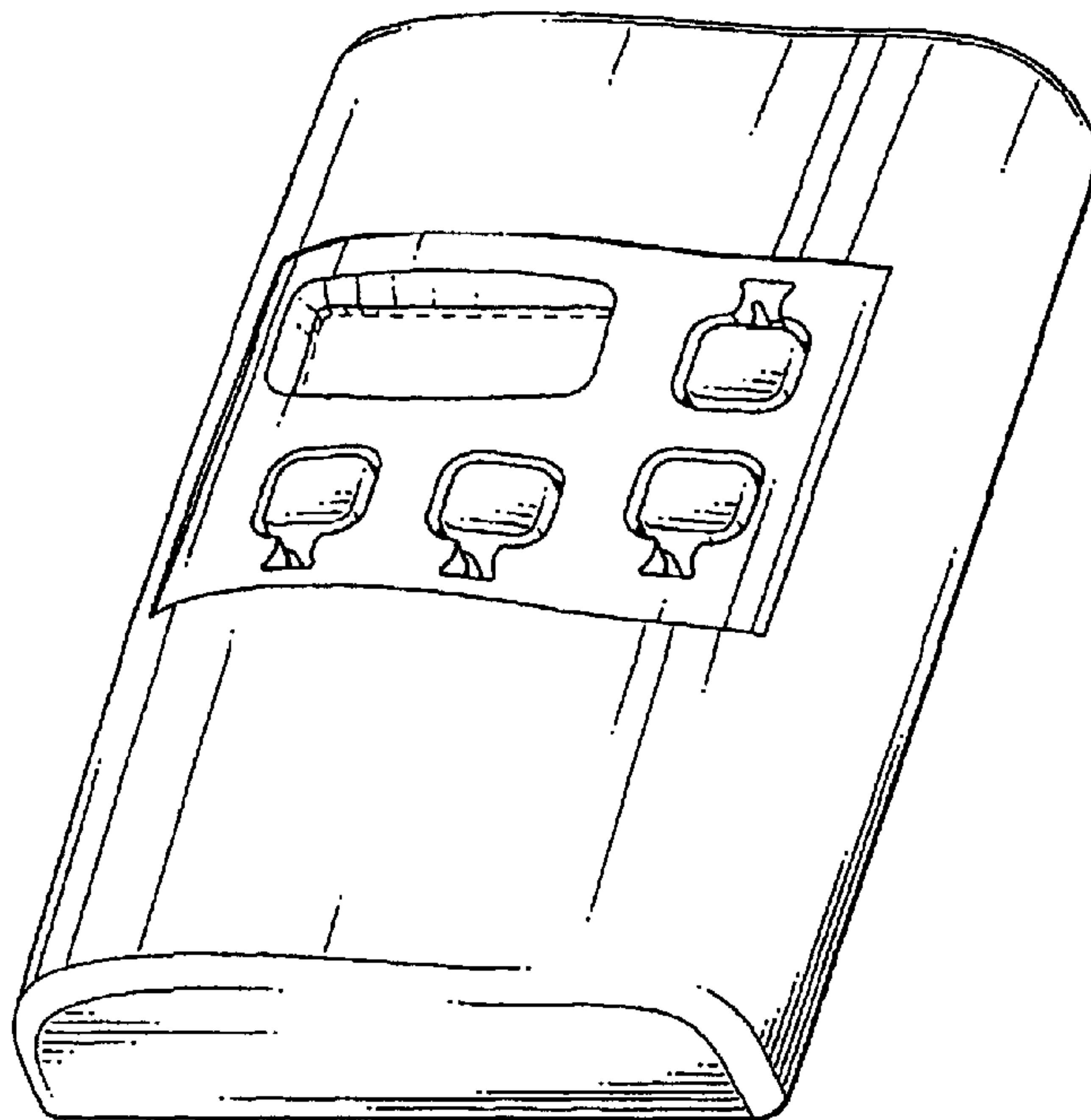
The ornamental design which is claimed is shown in solid
lines in the drawings. Any broken lines in the drawings are
for illustrative purposes only and form no part of the claimed
design.

(56) **References Cited**

U.S. PATENT DOCUMENTS

D359,698 S * 6/1995 Pierret et al. D10/50

1 Claim, 4 Drawing Sheets



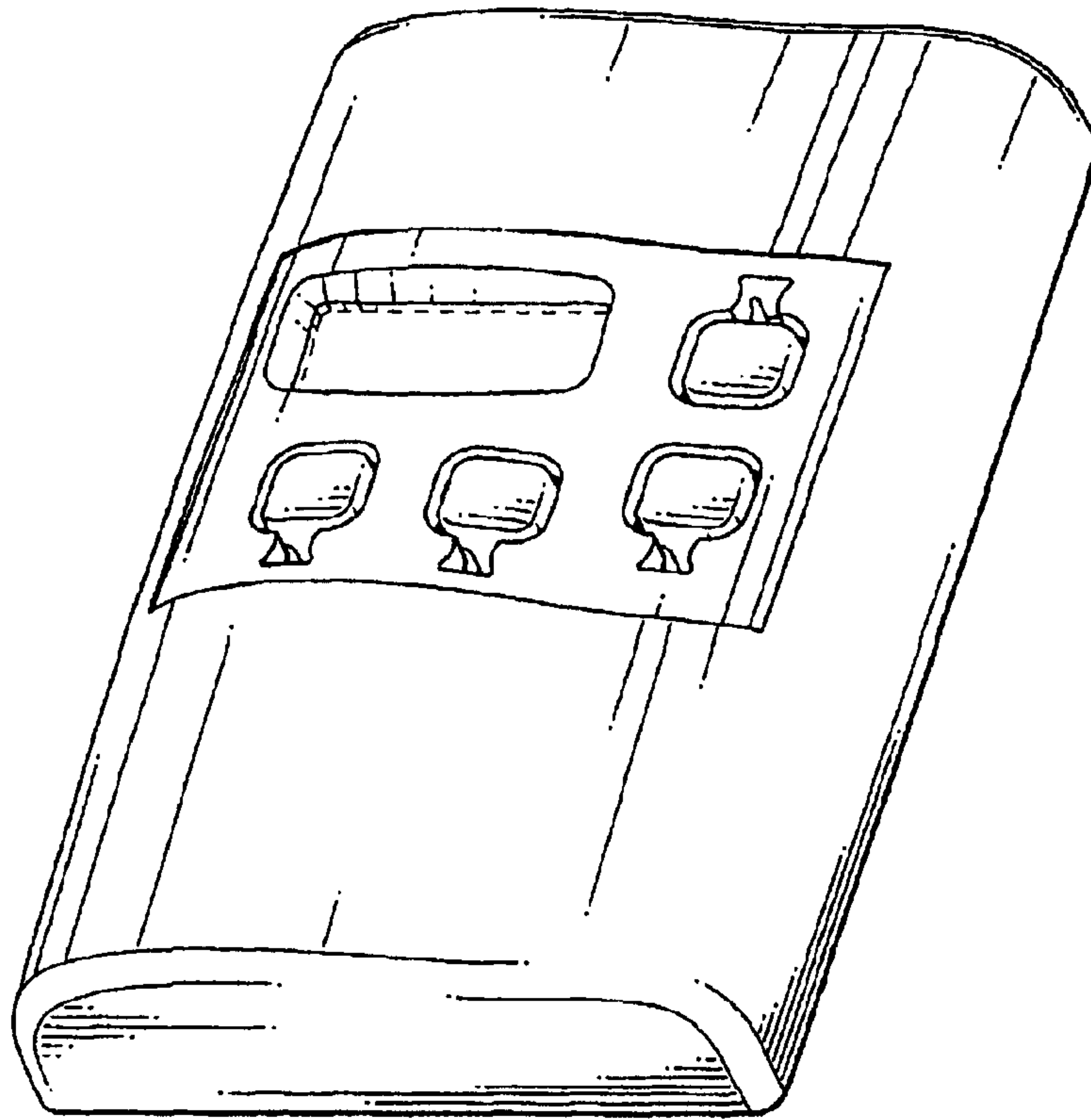


FIG. 1

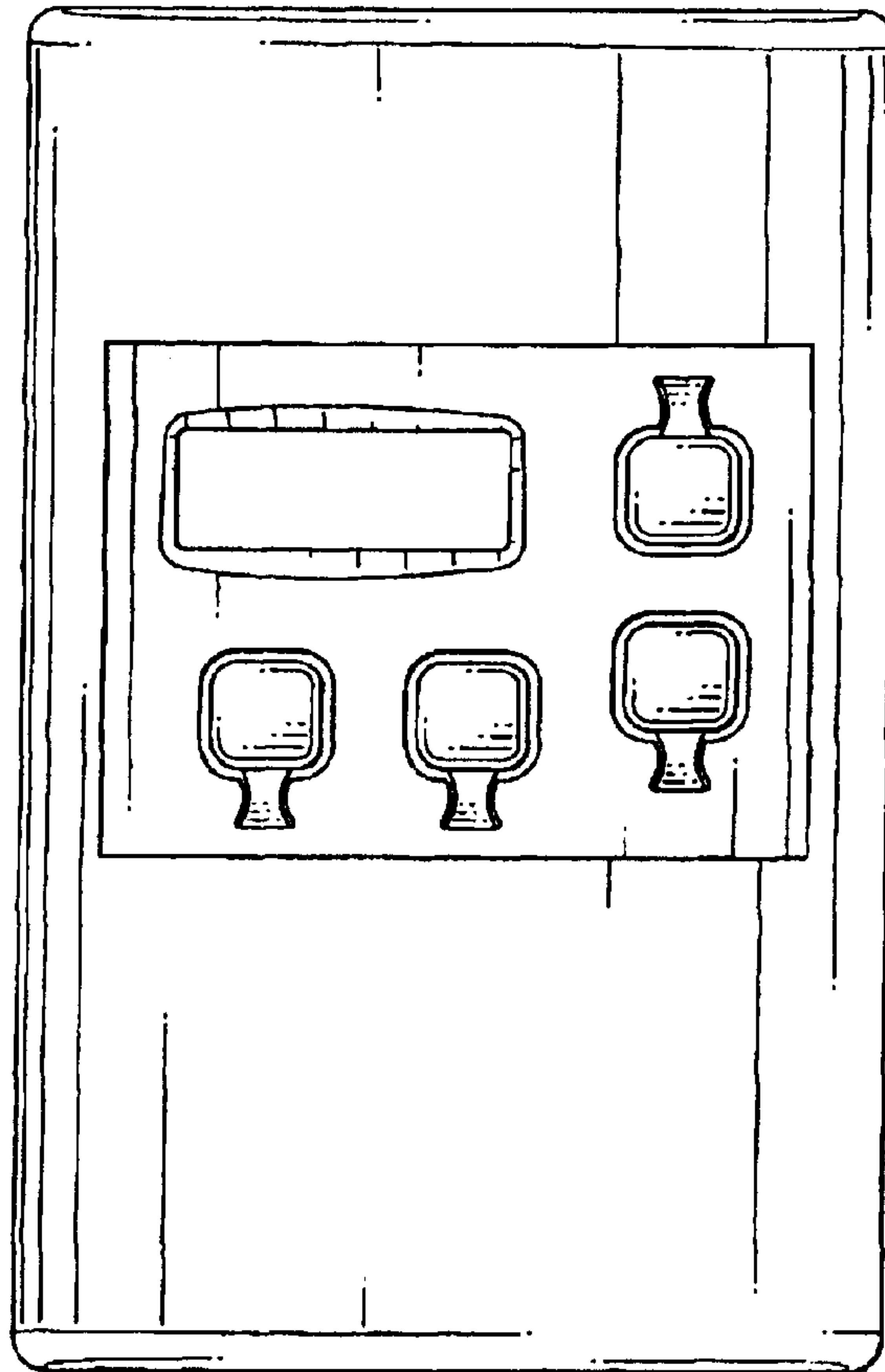


FIG. 2

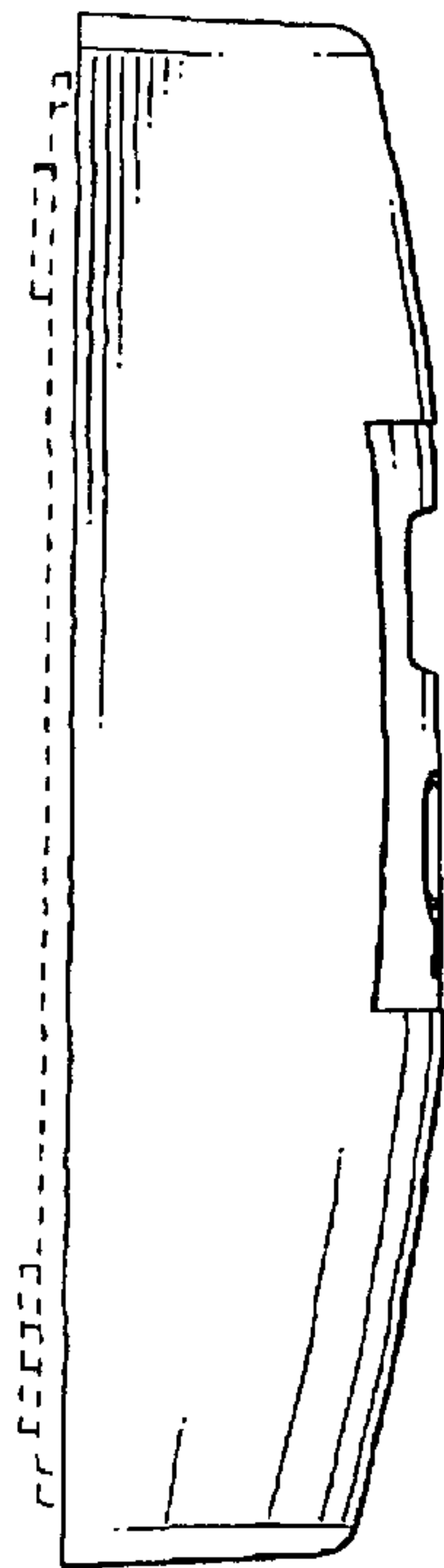


FIG. 3

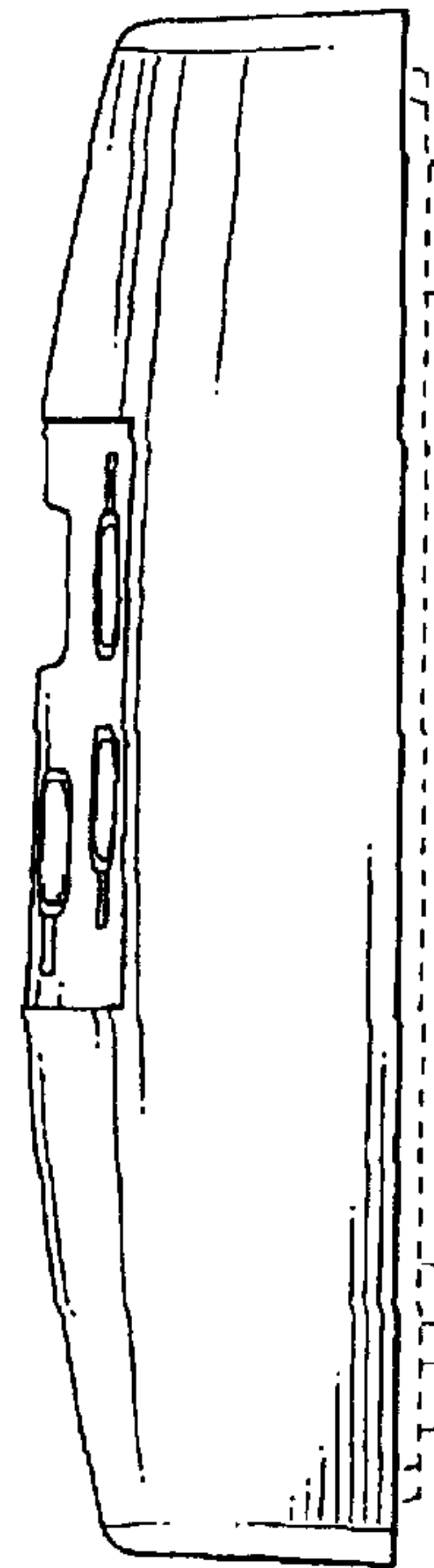


FIG. 4




FIG. 5




FIG. 6