

US00D542159S

(12) **United States Design Patent**
Junod

(10) **Patent No.:** **US D542,159 S**

(45) **Date of Patent:** **** May 8, 2007**

(54) **WATCH CASE**

(75) **Inventor:** **Paul Junod**, Bienne (CH)

(73) **Assignee:** **Milus International S.A.**, Bienne (CH)

(**) **Term:** **14 Years**

(21) **Appl. No.:** **29/263,408**

(22) **Filed:** **Jul. 21, 2006**

(30) **Foreign Application Priority Data**

Jan. 23, 2006 (CH) 132520

(51) **LOC (8) Cl.** **10-02**

(52) **U.S. Cl.** **D10/38**

(58) **Field of Classification Search** D10/30-39;
368/276-278, 281-283, 285
See application file for complete search history.

(56) **References Cited**

U.S. PATENT DOCUMENTS

2,232,300	A	*	2/1941	Arbey	368/228
2,467,050	A	*	4/1949	Piquerez	368/294
2,959,912	A	*	11/1960	Morf	368/294
3,269,108	A	*	8/1966	Mottironi	368/281
3,395,531	A	*	8/1968	Caprara	368/291

D351,799	S	*	10/1994	Bulgari	D10/39
D375,053	S	*	10/1996	Voegeli	D10/30
D462,909	S	*	9/2002	Cattin	D10/39
D473,802	S	*	4/2003	Berliat	D10/39
D528,442	S	*	9/2006	Bedat	D10/39
D531,524	S	*	11/2006	Behling	D10/38

* cited by examiner

Primary Examiner—Lucy Lieberman

(74) *Attorney, Agent, or Firm*—Hughes Hubbard & Reed LLP; Hay Yeung Cheung; Peter A. Sullivan


(57) **CLAIM**

The ornamental design for a watch case, as shown and described.

DESCRIPTION

FIG. 1 is a perspective view of a watch case showing my new design;
FIG. 2 is a front view thereof;
FIG. 3 is a back view thereof;
FIG. 4 is a right side elevation thereof;
FIG. 5 is a left side elevation thereof;
FIG. 6 is a bottom view thereof; and,
FIG. 7 is a top view thereof.

1 Claim, 2 Drawing Sheets



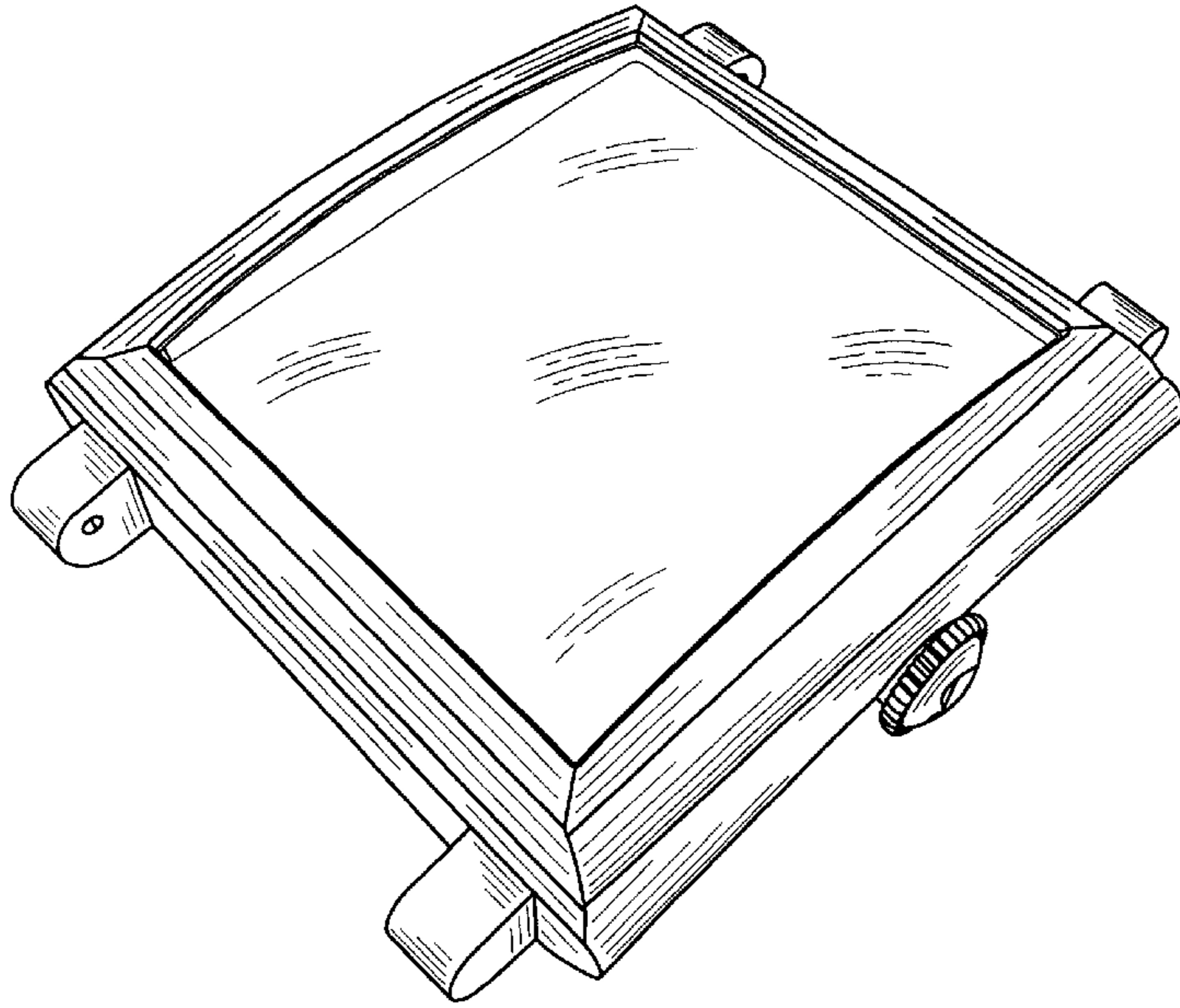


FIG. 1

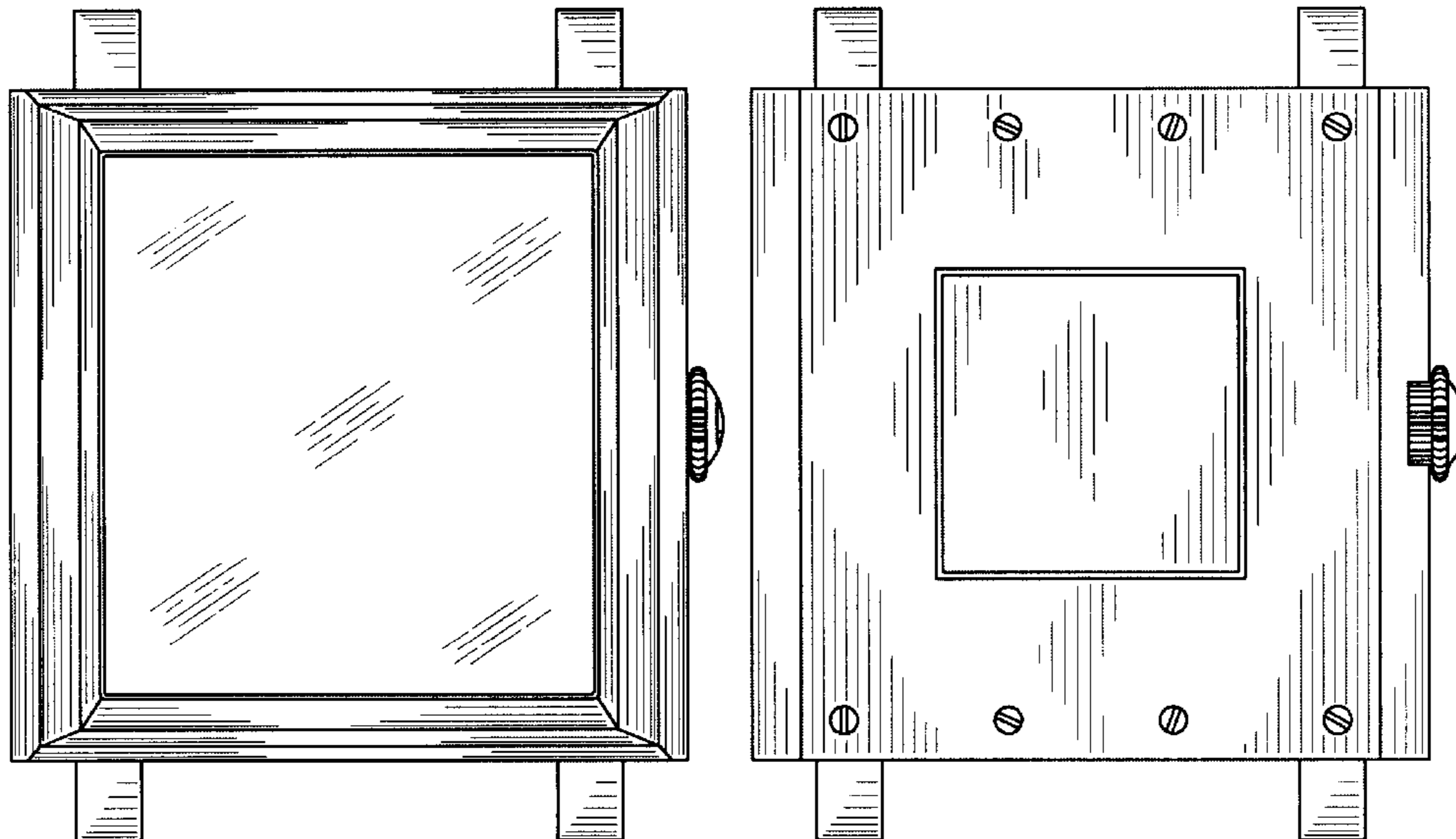


FIG. 2

FIG. 3




FIG. 4

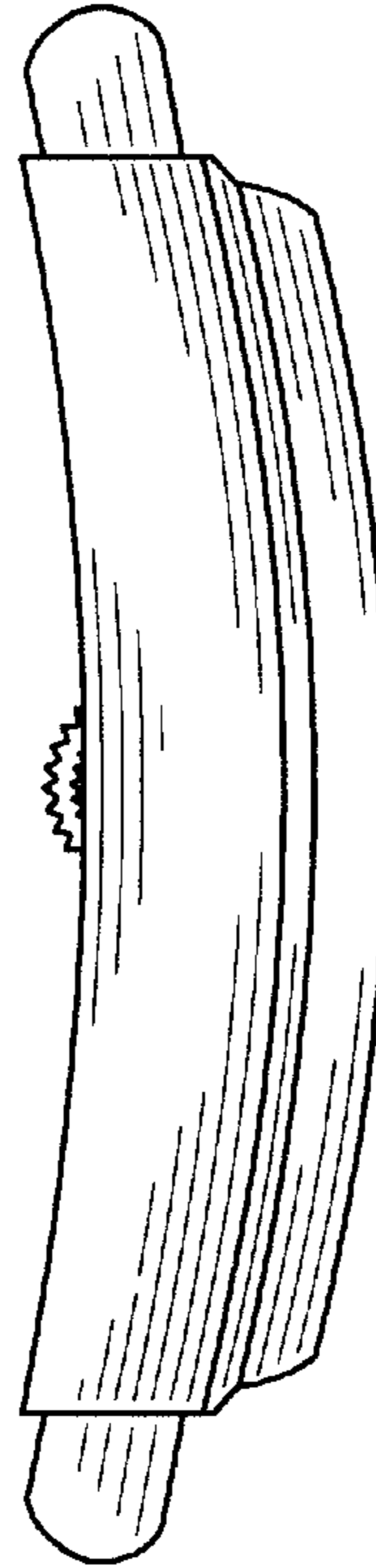


FIG. 5




FIG. 6




FIG. 7