

US00D542156S

(12) **United States Design Patent**
Lafever et al.

(10) **Patent No.:** **US D542,156 S**

(45) **Date of Patent:** **** May 8, 2007**

(54) **COMBINED FLEXIBLE AND CLIP-ON WATCH**

(76) Inventors: **Ronald Lafever**, 340 Cypress Dr., No. 6, Laguna Beach, CA (US) 92651; **William C. Green**, 2036 Norton Rd., Charlotte, NC (US) 28207; **Guy Johnson**, 18101 Von Kaman Ave., Suite 1050, Irvine, CA (US) 92612; **Jon Christopher Lake**, 1212 Nevlet Ct., Sunnyvale, CA (US) 94067; **Hiroshi Ono**, 20026 Novate Milanese (MI), Via Buozzi Bruno (IT), 10

(**) Term: **14 Years**

(21) Appl. No.: **29/259,290**

(22) Filed: **May 5, 2006**

(51) **LOC (8) Cl.** **10-02**

(52) **U.S. Cl.** **D10/32**

(58) **Field of Classification Search** D10/30-39; 368/276-278, 281-283, 285, 316, 223, 228, 368/232, 28, 239-242, 21, 82-84; 224/164, 224/170

See application file for complete search history.

(56) **References Cited**

U.S. PATENT DOCUMENTS

1,260,278	A	*	3/1918	Smith	368/281
1,264,650	A	*	4/1918	Horcasitas et al.	368/288
3,584,455	A	*	6/1971	Sion	368/283
4,700,874	A	*	10/1987	Mock et al.	224/178
4,742,503	A	*	5/1988	Braun et al.	368/282
D299,117	S	*	12/1988	Maroni	D10/32
D310,035	S	*	8/1990	Braun et al.	D10/32

4,964,092	A	*	10/1990	Brida	368/282
D314,153	S	*	1/1991	Ratajski	D10/32
D320,945	S	*	10/1991	Hiles	D10/31
D322,762	S	*	12/1991	Muller	D10/32
D353,107	S	*	12/1994	Ricci	D10/32
D360,142	S	*	7/1995	Polenberg	D10/39
D362,396	S	*	9/1995	Chester	D10/32
D371,745	S	*	7/1996	Wunderman	D10/32
D455,356	S	*	4/2002	Saffer	D10/32
D505,086	S	*	5/2005	Fernandez	D10/39

* cited by examiner

Primary Examiner—Lucy Lieberman

(74) *Attorney, Agent, or Firm*—David A. Belasco; Belasco Jacobs & Townsley, LLP

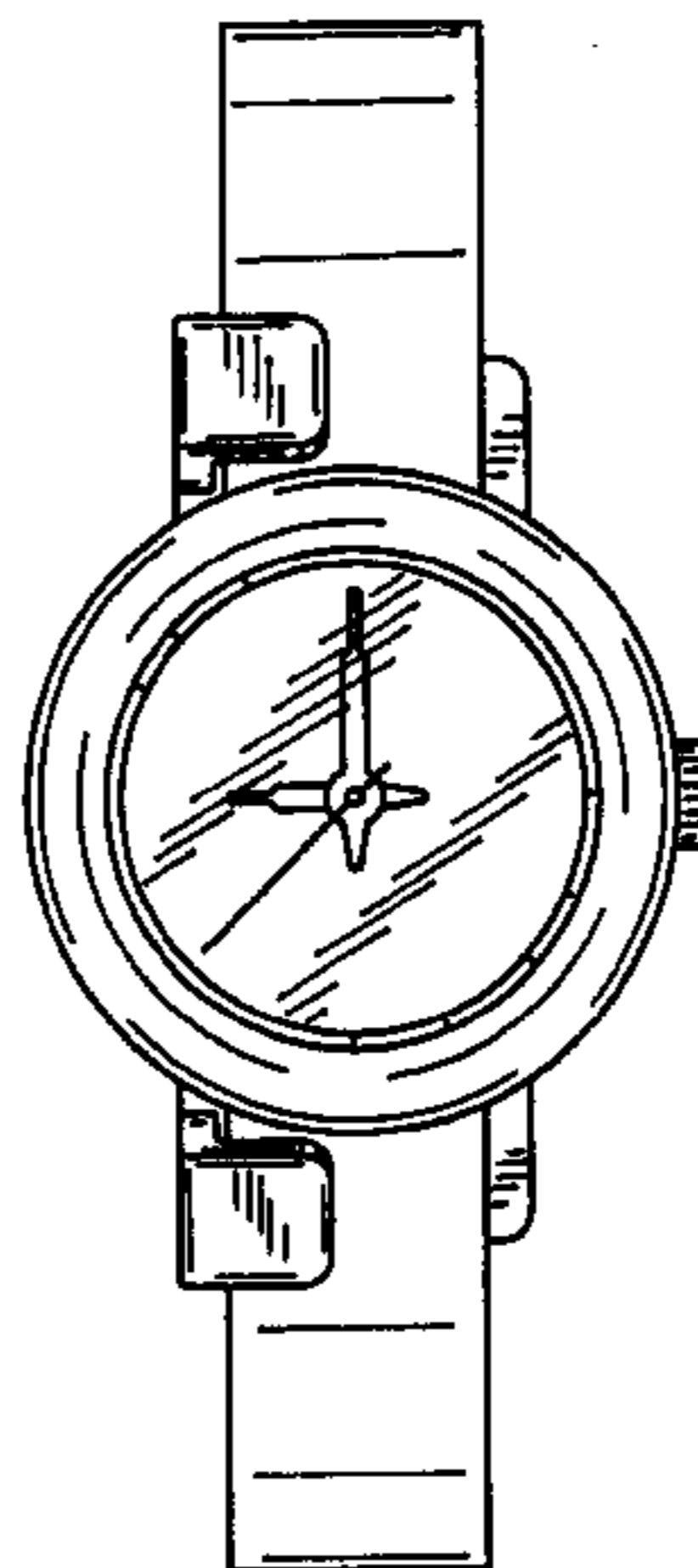
(57) **CLAIM**

The ornamental design for a combined flexible band and clip-on watch, as shown and described.

DESCRIPTION

FIG. 1 is a perspective view of a combined flexible band and clip-on watch showing our new design; FIG. 2 is a top view of the combined flexible band and clip-on watch; FIG. 3 is a right side elevation of the combined flexible band and clip-on watch; FIG. 4 is a rear view of the combined flexible band and clip-on watch; FIG. 5 is a left side elevation of the combined flexible band and clip-on watch; FIG. 6 is a front view of the combined flexible band and clip-on watch; and, FIG. 7 is a bottom view of the combined flexible band and clip-on watch.

1 Claim, 2 Drawing Sheets



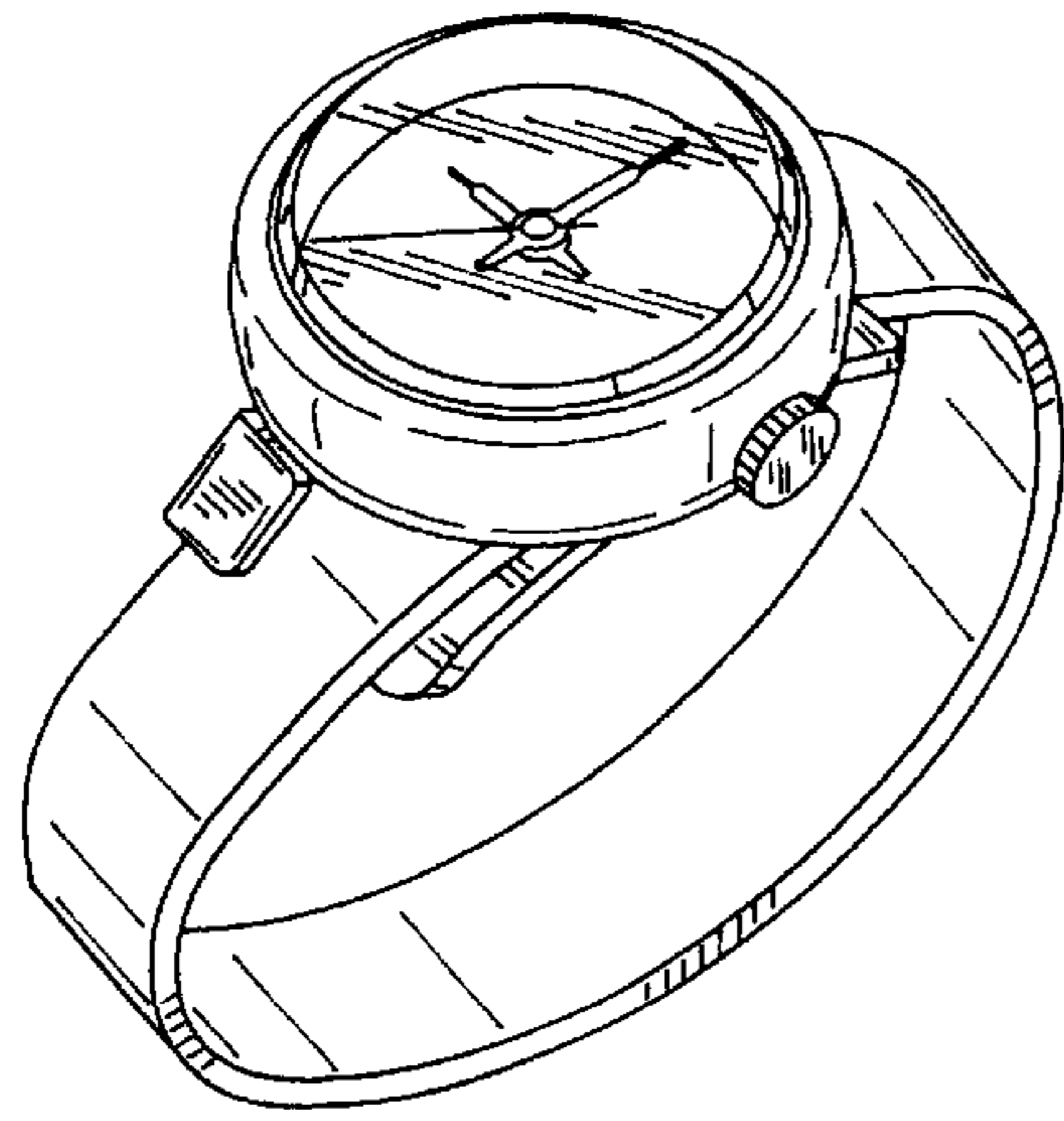


FIG. 1

FIG. 3

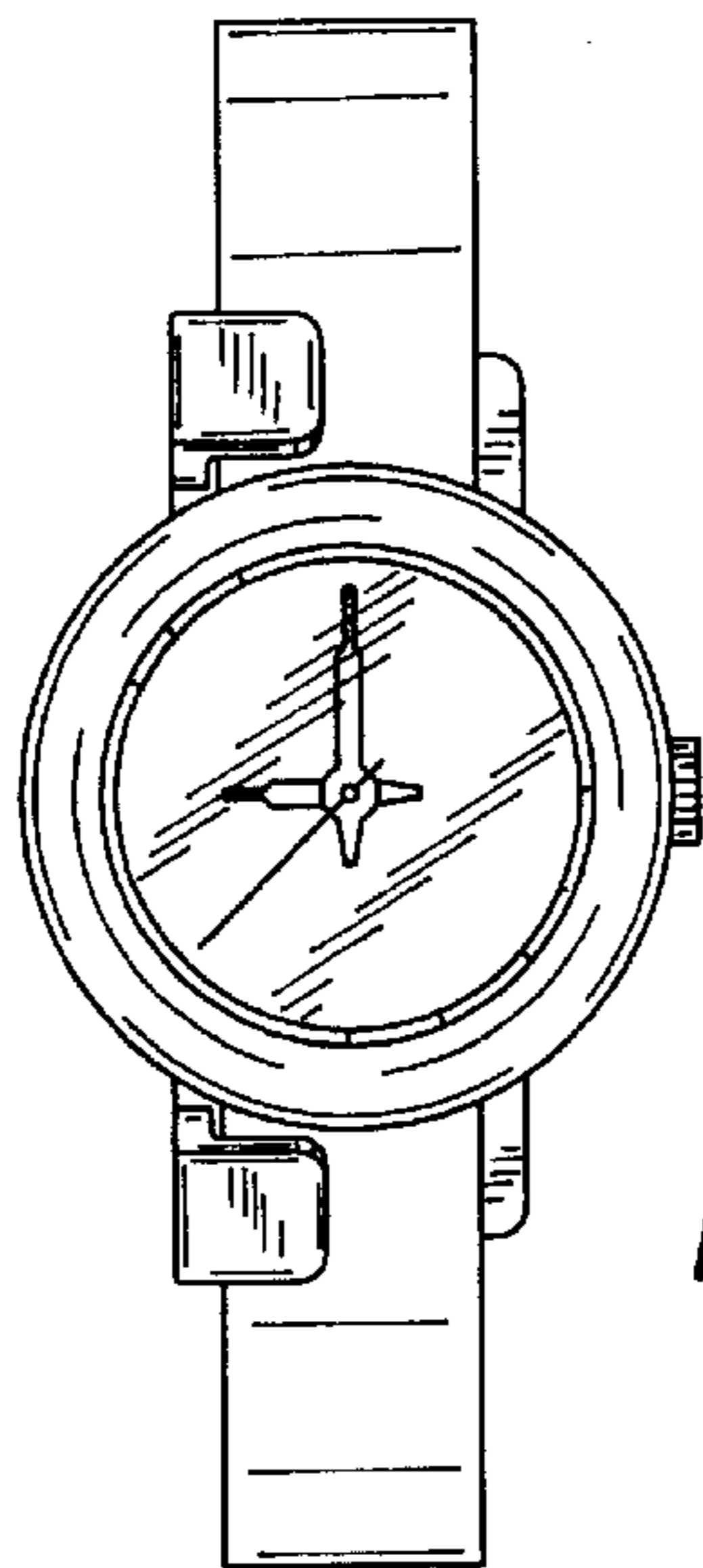
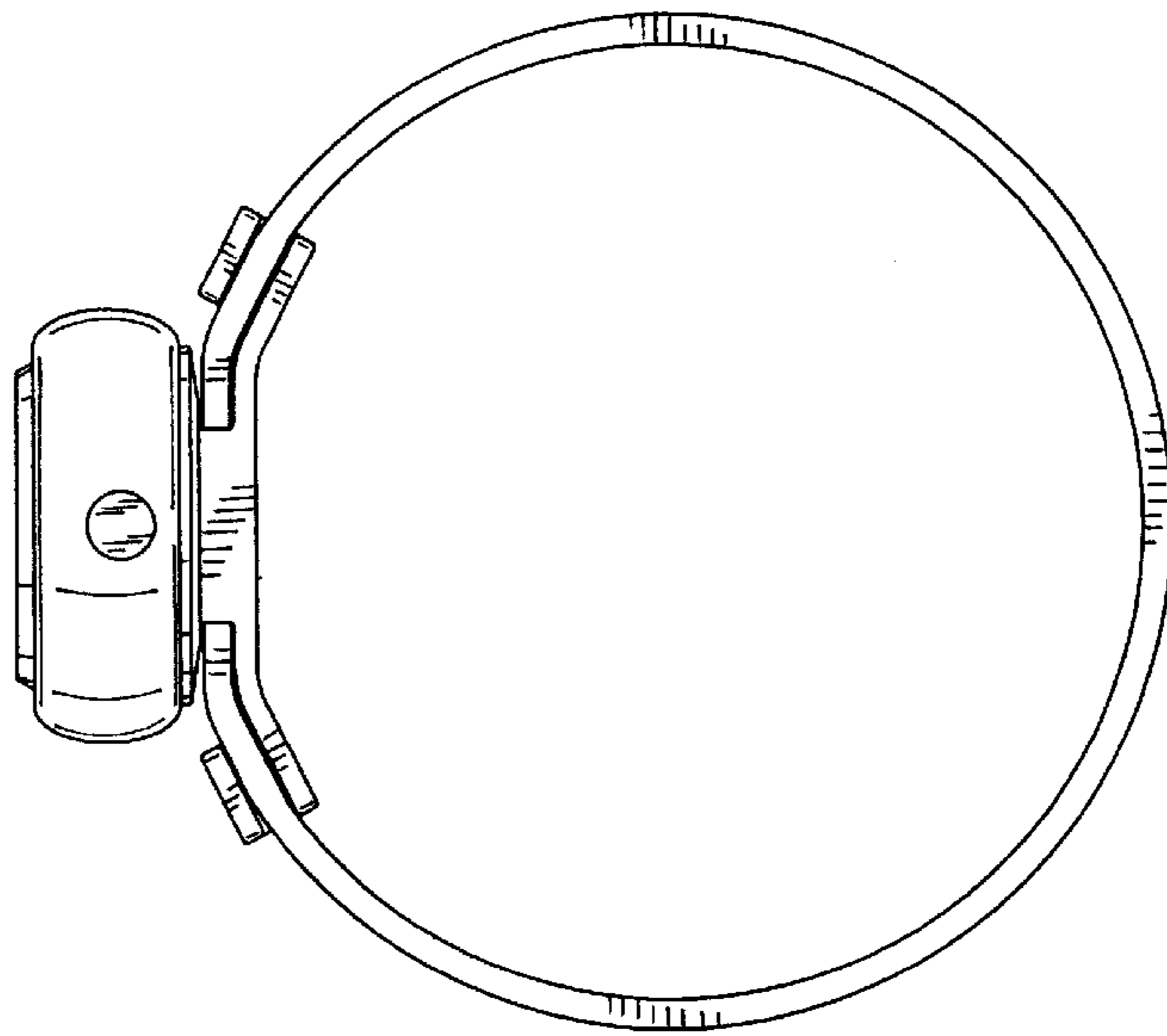


FIG. 2

FIG. 4

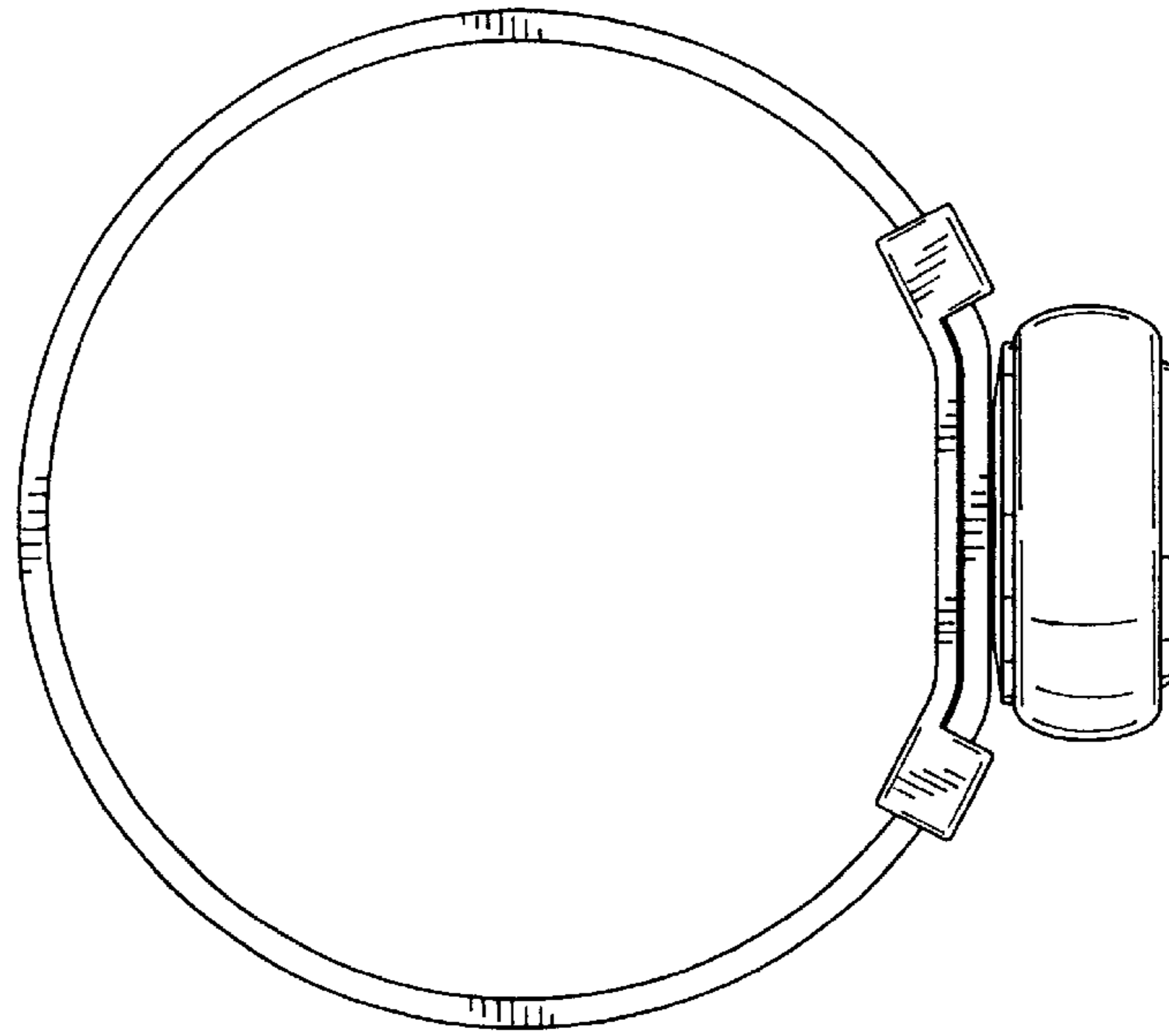
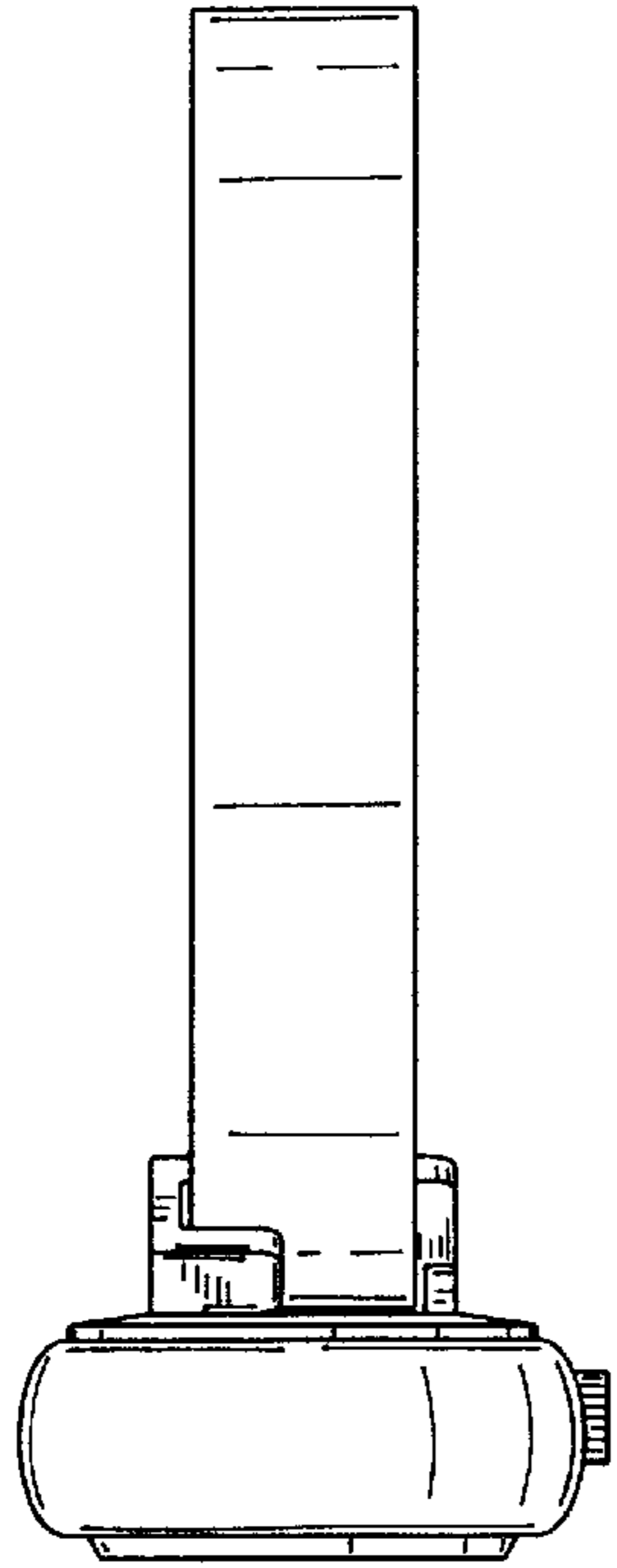


FIG. 5

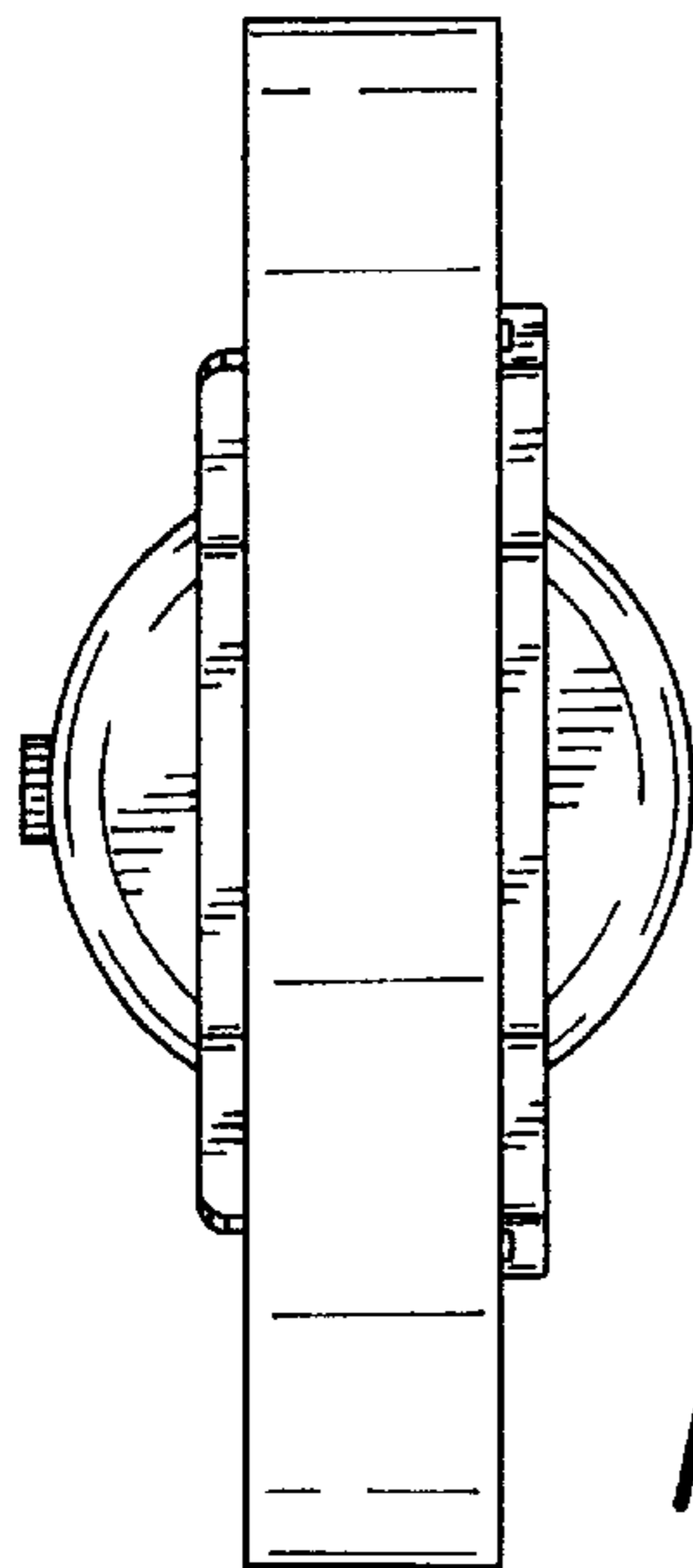
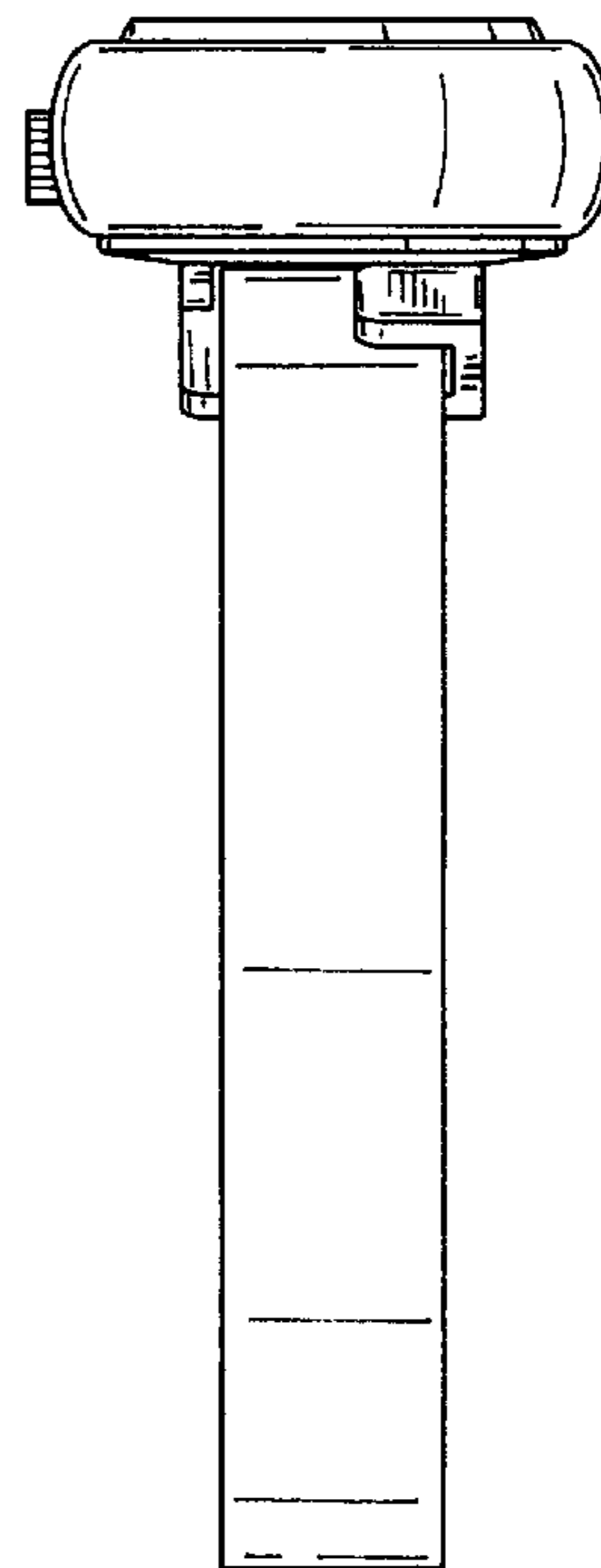


FIG. 7

FIG. 6



UNITED STATES PATENT AND TRADEMARK OFFICE
CERTIFICATE OF CORRECTION

PATENT NO. : Des. 542,156 S
APPLICATION NO. : 29/259290
DATED : May 8, 2007
INVENTOR(S) : Lafever et al.

Page 1 of 1

It is certified that error appears in the above-identified patent and that said Letters Patent is hereby corrected as shown below:

ON THE TITLE ITEM (54) PLEASE **DELETE** COMBINED FLEXIBLE AND
CLIP-ON WATCH AND **INSERT** COMBINED FLEXIBLE BAND AND
CLIP-ON WATCH

Signed and Sealed this

Seventh Day of August, 2007

A handwritten signature in black ink on a light gray dotted background. The signature reads "Jon W. Dudas" in a cursive style.

JON W. DUDAS

Director of the United States Patent and Trademark Office