

US00D542155S

(12) **United States Design Patent** (10) **Patent No.:** **US D542,155 S**
Yamamoto et al. (45) **Date of Patent:** **** May 8, 2007**

- | | |
|---|--|
| <p>(54) WRIST WATCH</p> <p>(75) Inventors: Yasushi Yamamoto, Fussa (JP);
Tatsuya Kubo, Iruma (JP)</p> <p>(73) Assignee: Casio Keisanki Kabushiki Kaisha,
Tokyo (JP)</p> <p>(**) Term: 14 Years</p> <p>(21) Appl. No.: 29/262,389</p> <p>(22) Filed: Jun. 30, 2006</p> <p>(30) Foreign Application Priority Data</p> | <p>D386,975 S * 12/1997 Yamamoto D10/30</p> <p>D387,292 S * 12/1997 Yamamoto D10/38</p> <p>D387,684 S * 12/1997 Hanagata D10/38</p> <p>D394,403 S * 5/1998 Hanagata D10/38</p> <p>D400,804 S * 11/1998 Riley et al. D10/30</p> <p>D402,566 S * 12/1998 Moriai D10/30</p> <p>D403,252 S * 12/1998 Hanagata D10/38</p> <p>D426,777 S * 6/2000 Tomimatsu D10/30</p> <p>D427,917 S * 7/2000 Hanagata D10/30</p> <p>D443,529 S * 6/2001 Oshita D10/30</p> <p>D451,825 S * 12/2001 Hanagata D10/30</p> <p>6,570,823 B1 * 5/2003 Gilomen et al. 368/113</p> <p>D479,691 S * 9/2003 Goto D10/30</p> <p>D504,829 S * 5/2005 Moriai D10/30</p> <p>D526,216 S * 8/2006 Tomimatsu D10/39</p> |
|---|--|

- May 24, 2006 (JP) 2006-013124
- (51) **LOC (8) Cl.** **10-02**
- (52) **U.S. Cl.** **D10/31; D10/39**
- (58) **Field of Classification Search** D10/30-39,
D10/122-132; 368/276-278, 281-283, 285,
368/28-30, 82-84, 223, 226, 232, 228, 239-242,
368/21, 11
- See application file for complete search history.

- (56) **References Cited**
- U.S. PATENT DOCUMENTS
- | | | | | | |
|------------|---|---------|-----------------|-------|--------|
| D323,786 S | * | 2/1992 | Ishizaka | | D10/38 |
| D339,531 S | * | 9/1993 | Morishima | | D10/38 |
| D353,105 S | * | 12/1994 | Houlihan | | D10/30 |
| D360,836 S | * | 8/1995 | Goto | | D10/38 |
| D365,524 S | * | 12/1995 | Hanagata et al. | | D10/38 |
| D377,315 S | * | 1/1997 | Moriai et al. | | D10/38 |
| D377,763 S | * | 2/1997 | Goto | | D10/38 |
| D378,198 S | * | 2/1997 | Tomita et al. | | D10/38 |

* cited by examiner

Primary Examiner—Lucy Lieberman

(74) *Attorney, Agent, or Firm*—Frishauf, Holtz, Goodman & Chick, P.C.

(57) **CLAIM**

The ornamental design for a wrist watch, as shown.

DESCRIPTION

FIG. 1 is a front, right side, bottom perspective view of a wrist watch showing our new design;
 FIG. 2 is a front elevational view thereof;
 FIG. 3 is rear elevational view thereof;
 FIG. 4 is a left side view thereof;
 FIG. 5 is a right side view thereof;
 FIG. 6 is a top plan view thereof; and,
 FIG. 7 is a bottom plan view thereof.

1 Claim, 6 Drawing Sheets





FIG. 1



FIG. 2

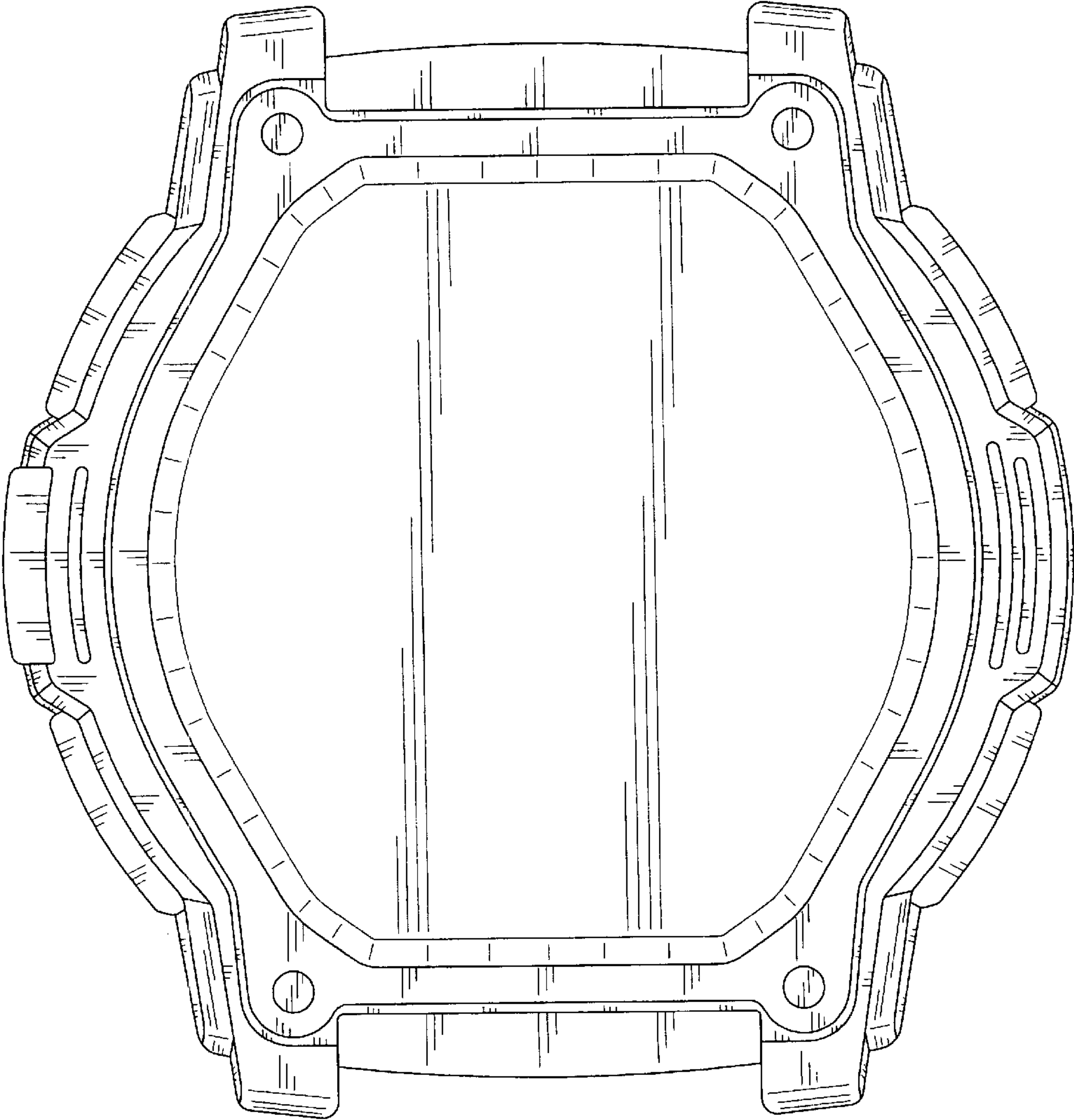


FIG. 3




FIG. 4

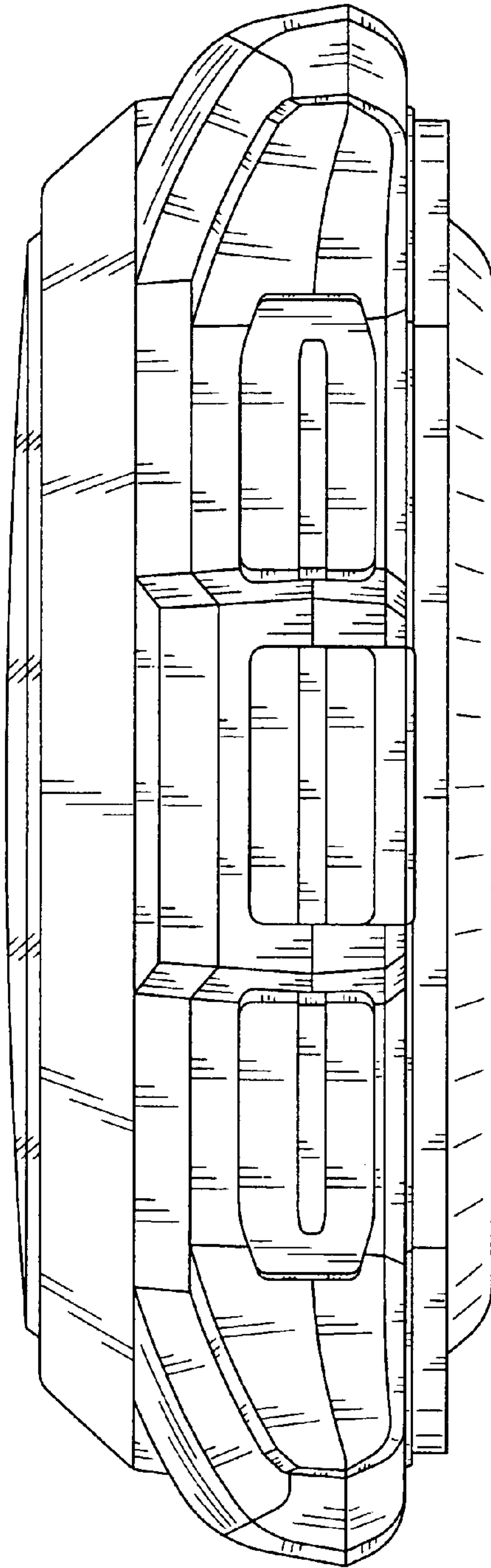


FIG. 5

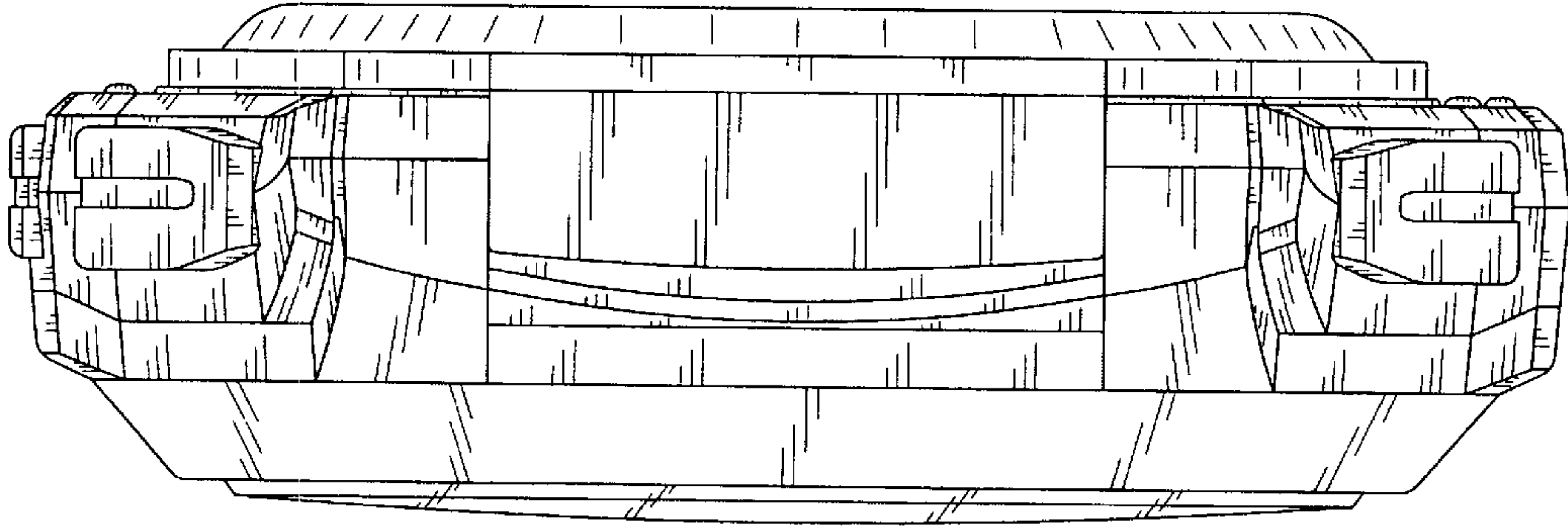


FIG. 6

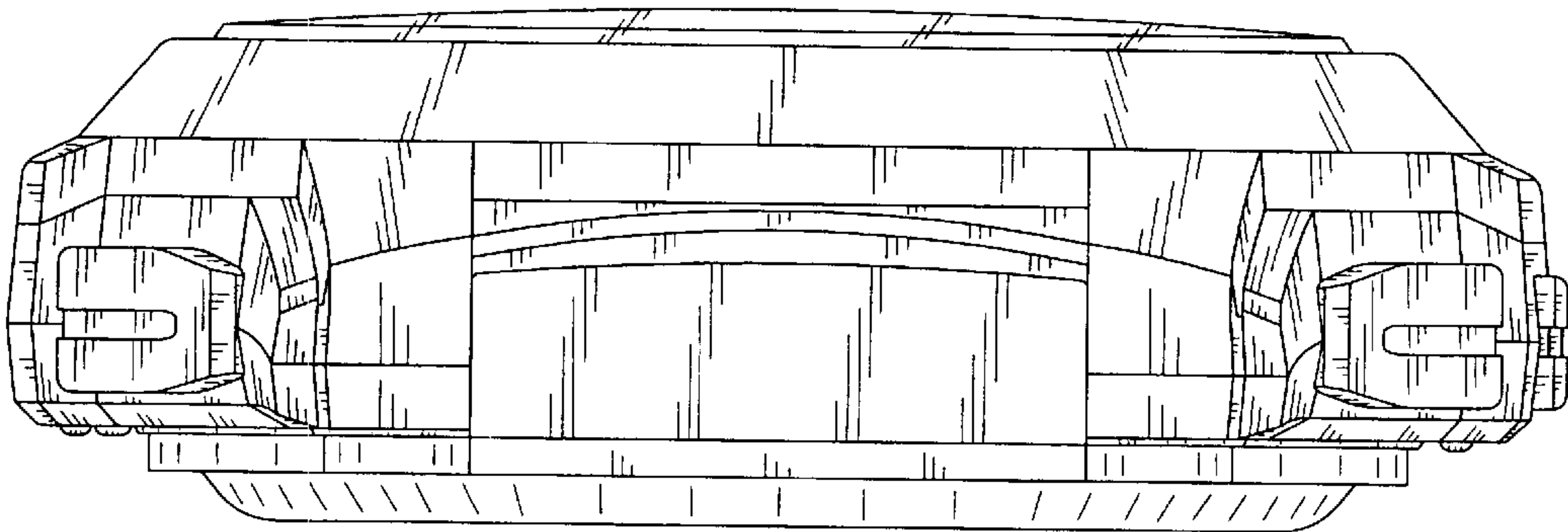


FIG. 7