



US00D542134S

(12) **United States Design Patent**  
**Chadfield**

(10) **Patent No.:** **US D542,134 S**

(45) **Date of Patent:** **\*\* May 8, 2007**

(54) **CAP FOR A PROPEL/REPEL DISPENSING CONTAINER**

(75) **Inventor:** **Robert W. Chadfield**, Chaska, MN (US)

(73) **Assignee:** **Federal Package Network, Inc.**, Chaska, MN (US)

(\*\*) **Term:** **14 Years**

(21) **Appl. No.:** **29/238,493**

(22) **Filed:** **Sep. 19, 2005**

(51) **LOC (8) Cl.** ..... **09-07**

(52) **U.S. Cl.** ..... **D9/453; D9/445**

(58) **Field of Classification Search** ..... D9/690, D9/688, 686, 569, 529, 503, 454, 453, 452, D9/447, 436, 435, 429; 215/331, 330, 329, 215/317, 316, 272; D12/197; D7/629  
See application file for complete search history.

(56) **References Cited**

**U.S. PATENT DOCUMENTS**

D85,068 S \* 9/1931 Tarleton ..... D9/453

D152,625 S \* 2/1949 Kronman ..... D9/453  
D368,658 S \* 4/1996 Hirsch ..... D9/453  
D453,406 S \* 2/2002 Lee ..... D34/14  
D522,879 S \* 6/2006 Chadfield ..... D9/727

\* cited by examiner

*Primary Examiner*—Robert M. Spear

*Assistant Examiner*—Susan Bennett Hattan

(74) *Attorney, Agent, or Firm*—Breiner & Breiner, LLC

(57) **CLAIM**

The ornamental design for a cap for a propel/repel dispensing container, as shown and described.

**DESCRIPTION**

FIG. 1 is a top view of a cap for a propel/repel dispensing container of the invention;

FIG. 2 is a bottom view of the cap of the invention;

FIG. 3 is a side view of the cap of the invention, wherein the remaining side views are the same; and,

FIG. 4 is a cross-section view of the cap of the invention taken along line 4—4 of FIG. 2.

**1 Claim, 1 Drawing Sheet**

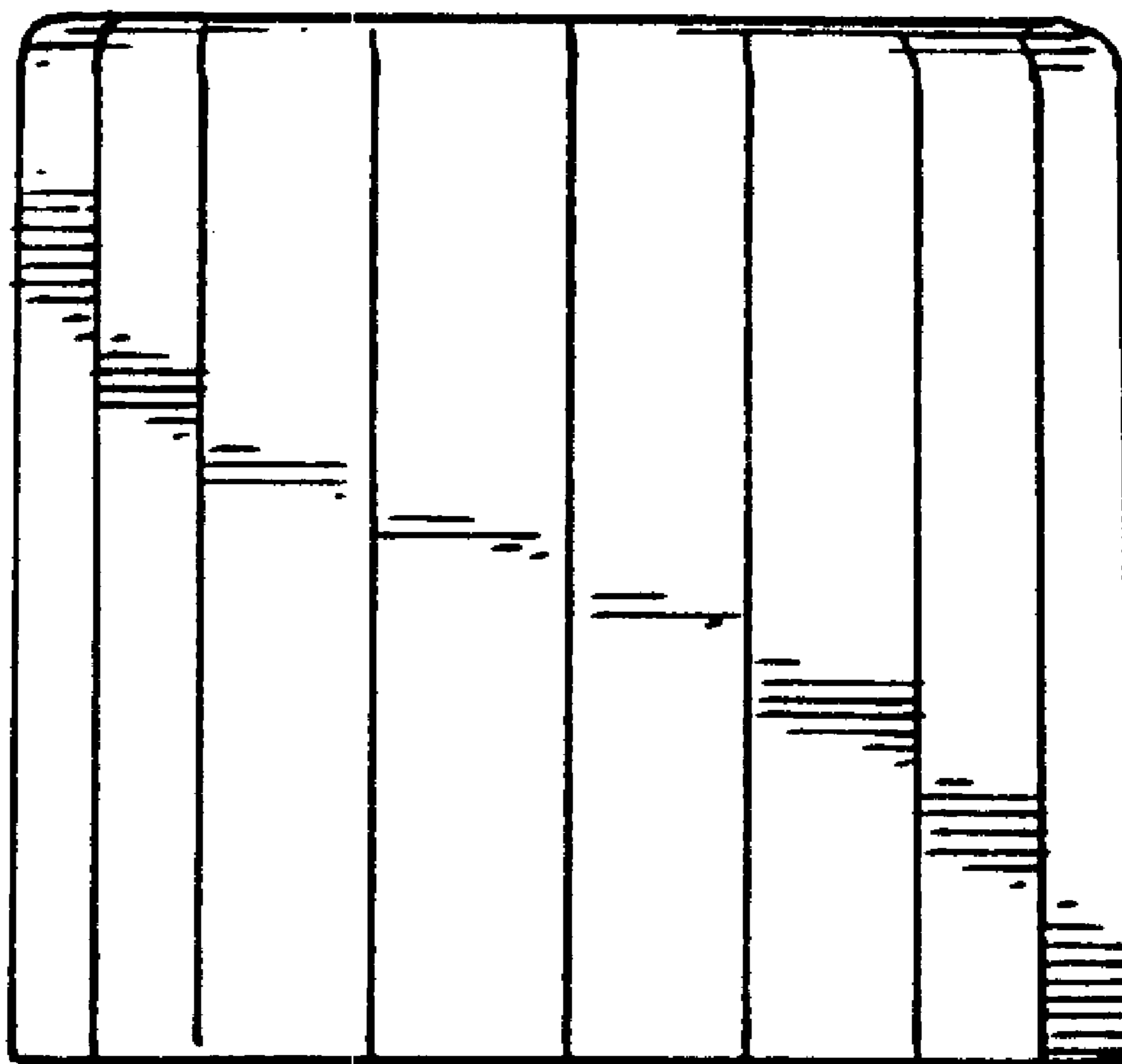


FIG. 1

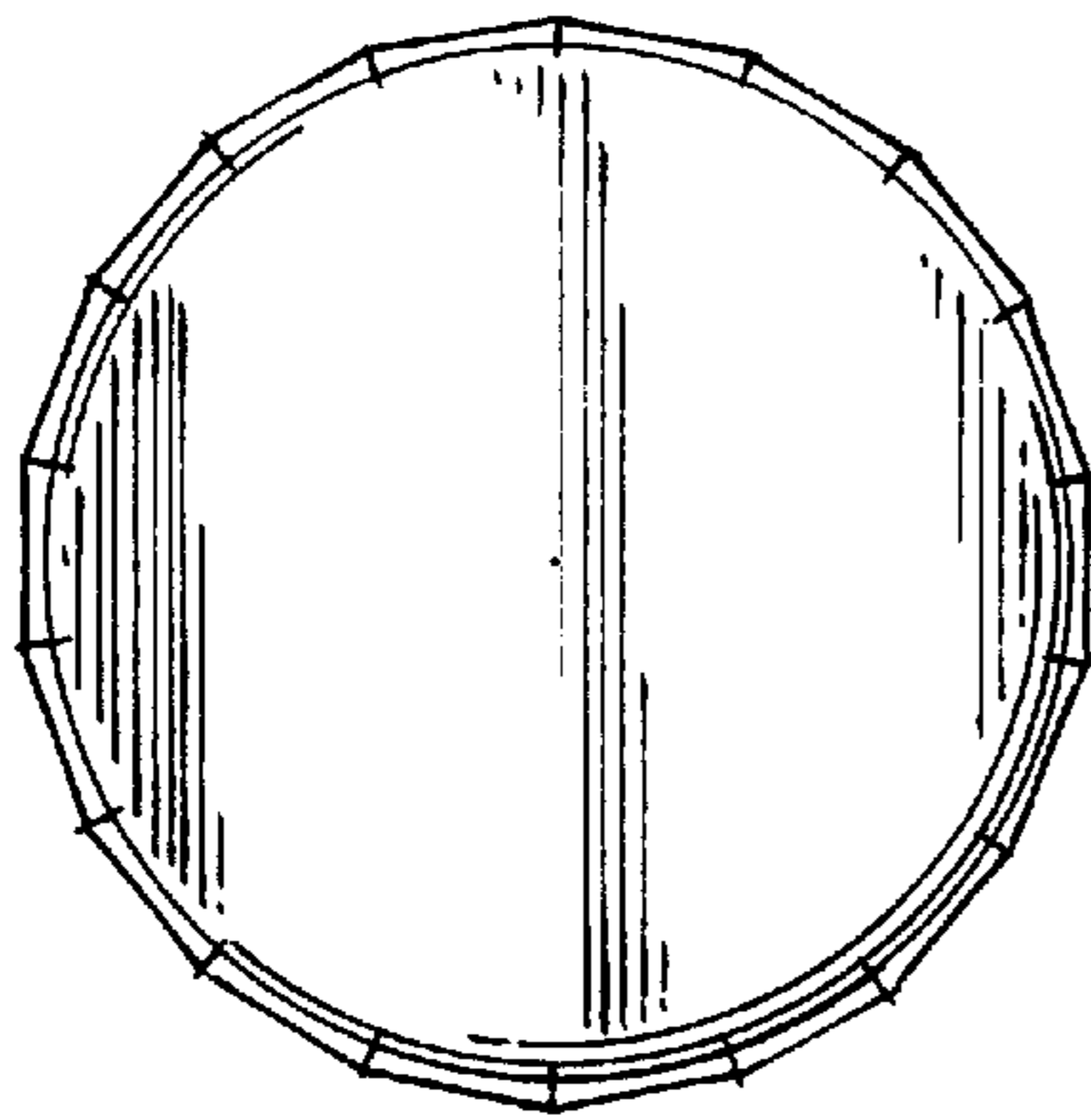


FIG. 2

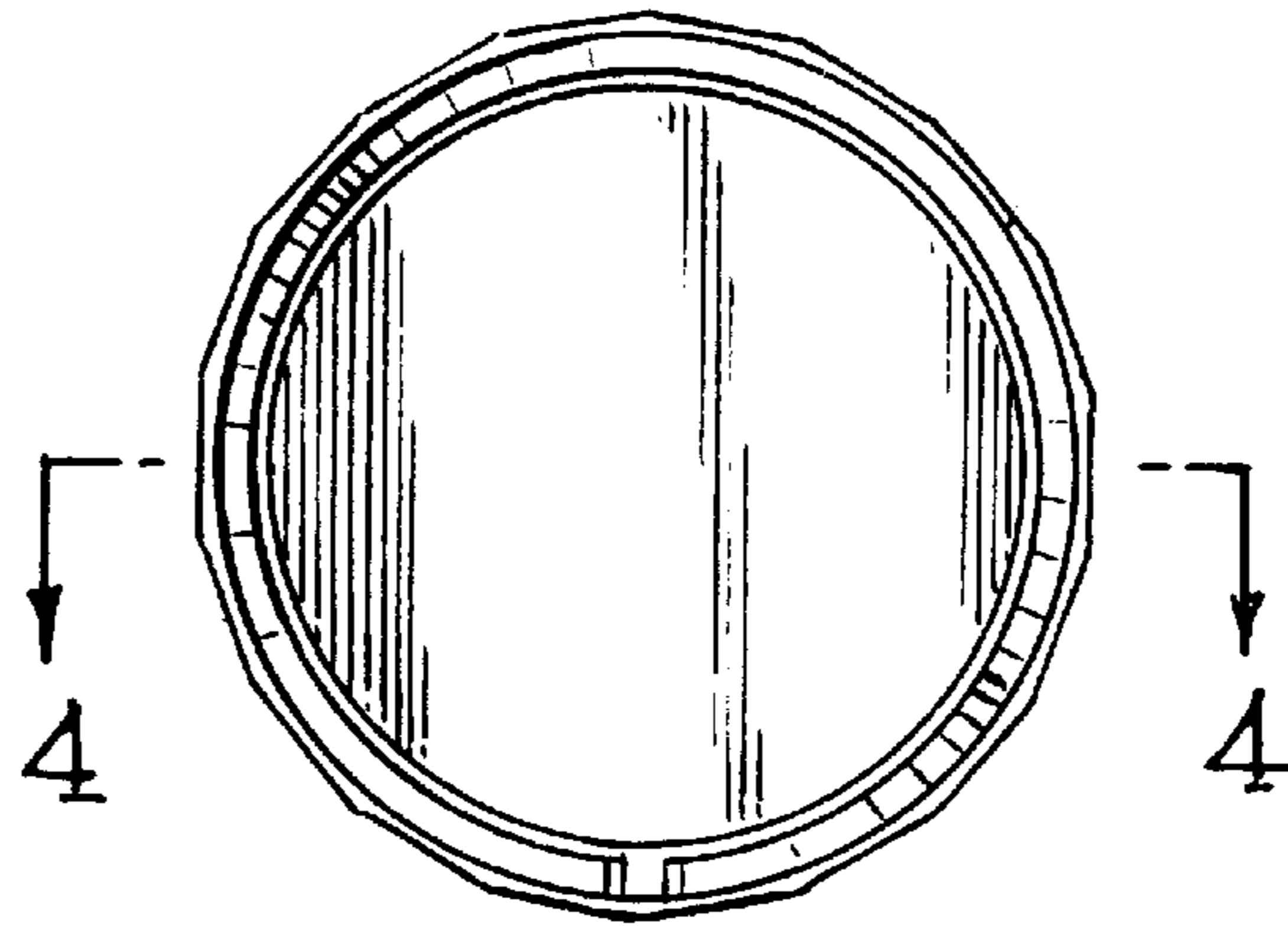


FIG. 3

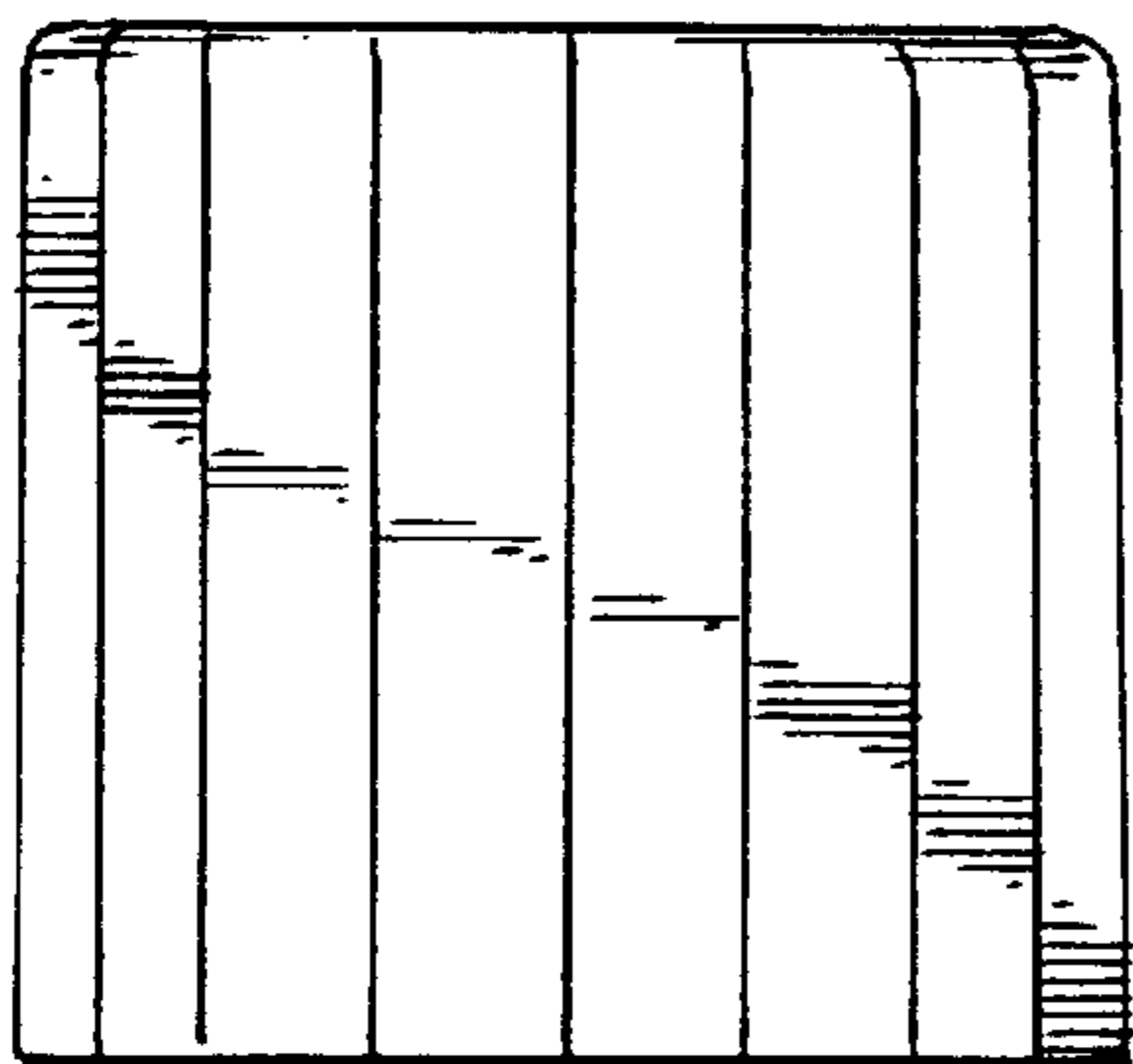


FIG. 4

