

US00D542131S

(12) **United States Design Patent**  
**Egawa**

(10) **Patent No.:** **US D542,131 S**

(45) **Date of Patent:** **\*\* May 8, 2007**

(54) **BOX**  
(75) Inventor: **Tsutomu Egawa**, Tokyo (JP)

D453,002 S \* 1/2002 Mansau ..... D9/432  
D496,274 S \* 9/2004 Egawa ..... D9/432  
D518,381 S \* 4/2006 Egawa ..... D9/504

(73) Assignee: **Otsuka Pharmaceutical Co., Ltd.**,  
Tokyo (JP)

**FOREIGN PATENT DOCUMENTS**

(\*\*) Term: **14 Years**

JP	801188-1	9/1992
JP	1082800	8/2000
JP	1102794	3/2001
JP	1133918	2/2002
JP	1163749	1/2003
JP	1195462	1/2004
JP	1196468	2/2004

(21) Appl. No.: **29/241,224**

(22) Filed: **Oct. 26, 2005**

(30) **Foreign Application Priority Data**

Apr. 27, 2005 (JP) ..... 2005-015852

\* cited by examiner

(51) **LOC (8) Cl.** ..... **09-03**

*Primary Examiner*—Stella Reid

(52) **U.S. Cl.** ..... **D9/432**

*Assistant Examiner*—Mark Goodwin

(58) **Field of Classification Search** ..... D9/414,  
D9/423, 430-432, 499; 229/100, 103.3, 124,  
229/153, 800; 206/459.1, 459.5, 525, 527  
See application file for complete search history.

(74) *Attorney, Agent, or Firm*—Finnegan, Henderson,  
Farabow, Garrett & Dunner, L.L.P.

(56) **References Cited**

(57) **CLAIM**

The ornamental design for a box, as shown and described.

**U.S. PATENT DOCUMENTS**

**DESCRIPTION**

D69,799 S	*	3/1926	Harris	.....	D9/432
D81,675 S	*	7/1930	Webber	.....	D9/432
D81,676 S	*	7/1930	Webber	.....	D9/432
D110,869 S	*	8/1938	Kovacs	.....	D9/432
D261,866 S	*	11/1981	Matsumoto	.....	D9/432
4,573,634 A	*	3/1986	Kohler et al.	.....	229/102
D311,685 S	*	10/1990	Tozawa	.....	D9/423
D368,031 S	*	3/1996	Chahed	.....	D9/432
D394,808 S	*	6/1998	Mansau	.....	D9/432
6,168,028 B1	*	1/2001	Telesca et al.	.....	206/776

FIG. 1 is a perspective view of a box showing my new design;

FIG. 2 is a front elevational view;

FIG. 3 is a rear elevational view of FIG. 2;

FIG. 4 is a top plan view of FIG. 2;

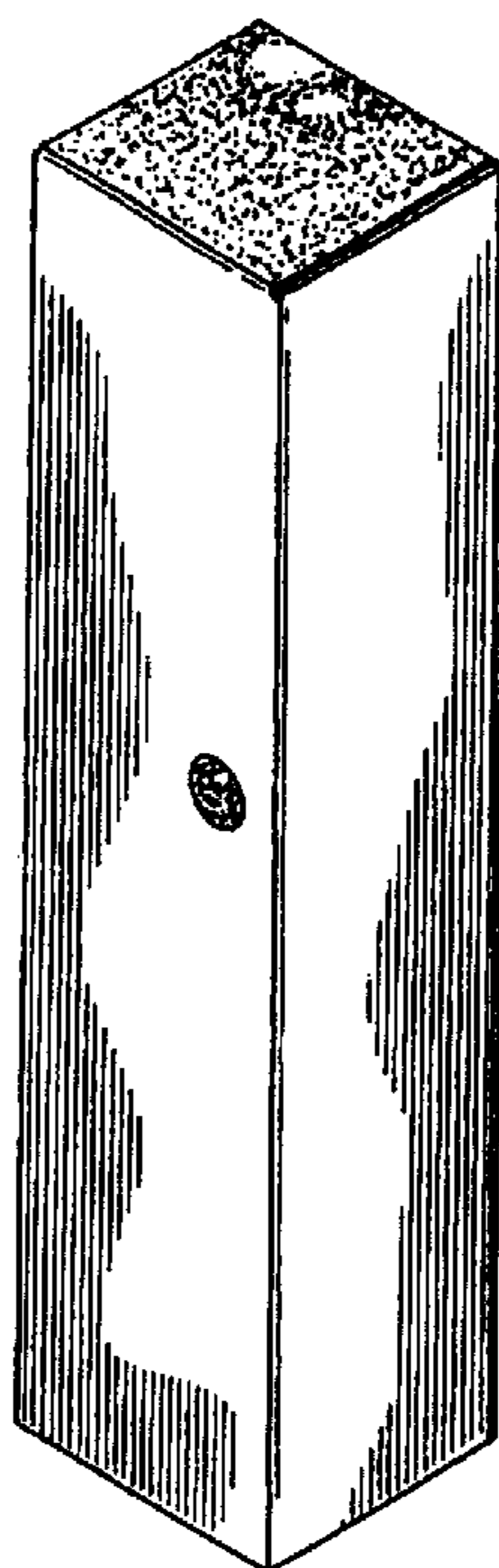
FIG. 5 is a bottom plan view of FIG. 2;

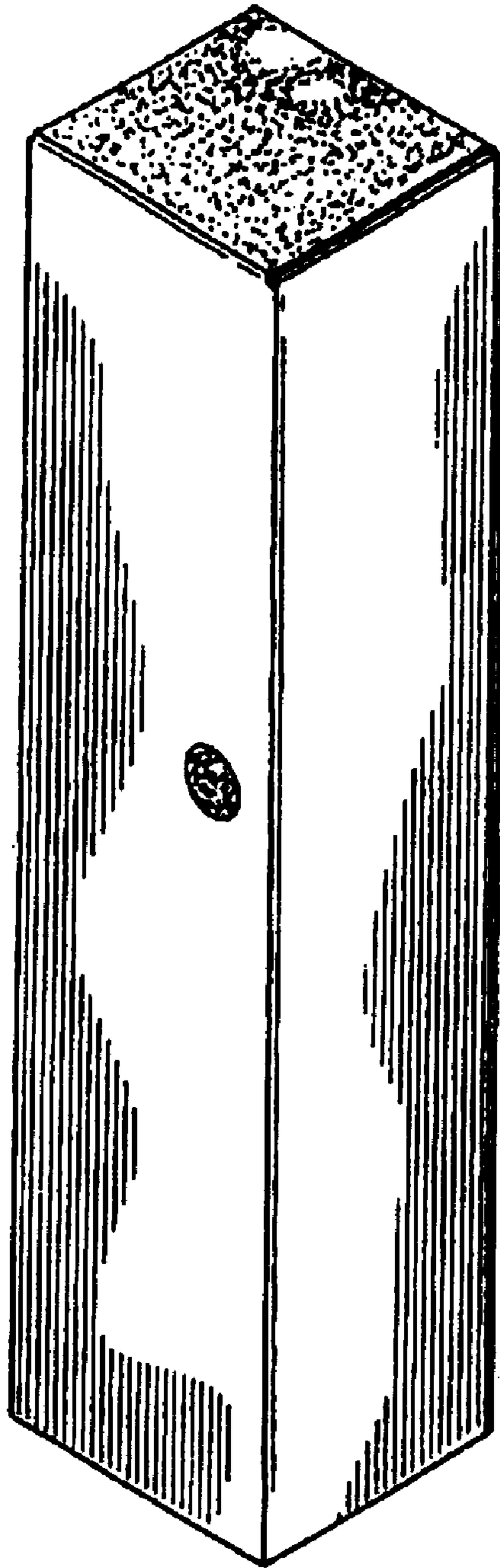
FIG. 6 is right side elevational view of FIG. 2; and,

FIG. 7 is a left side elevational view of FIG. 2.


The stippling in the drawings is to show contrasting color.

**1 Claim, 4 Drawing Sheets**






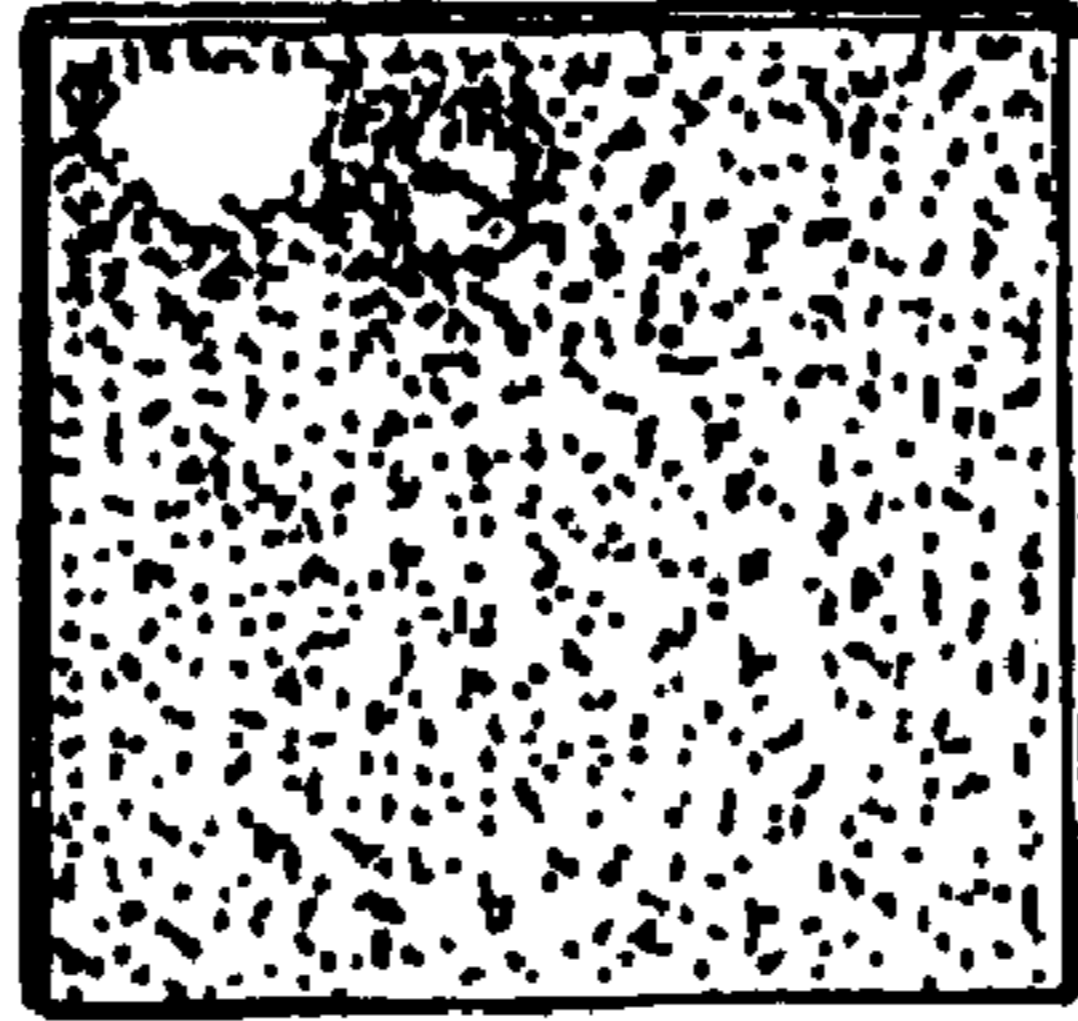
**FIG. 1**




**FIG. 2**




**FIG. 3**



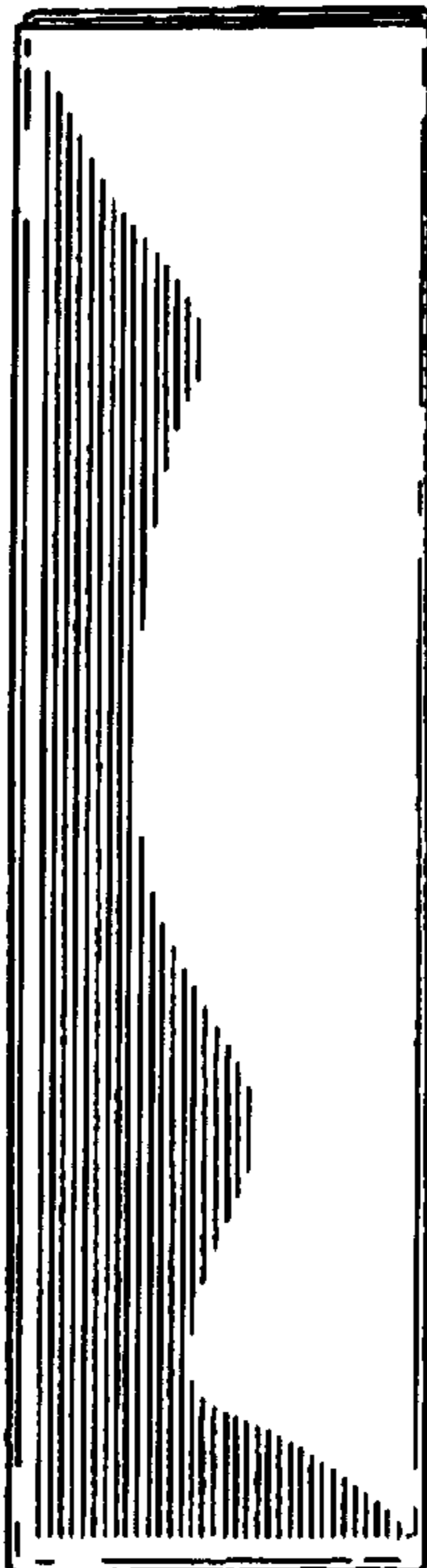
***FIG. 4***



***FIG. 5***



**FIG. 6**



**FIG. 7**