



US00D542126S

(12) **United States Design Patent** (10) **Patent No.:** **US D542,126 S**
Ernst et al. (45) **Date of Patent:** **** May 8, 2007**

(54) **WALL MOUNTABLE HOLDER**
(75) Inventors: **Richard J. Ernst**, San Diego, CA (US);
John F. Horvath, Hoffman Estates, IL (US)

6,003,691 A 12/1999 Owen
D424,413 S * 5/2000 Laga et al. D8/372
D435,971 S * 1/2001 Solowiej D6/323
6,676,350 B1 1/2004 McSherry et al.
2005/0072027 A1 4/2005 Ernst et al.

(73) Assignee: **Illinois Tool Works Inc.**, Glenview, IL (US)

FOREIGN PATENT DOCUMENTS

(**) Term: **14 Years**

DE 9301098 U1 3/1993
DE 29502052 U1 3/1995
EP 0874165 A1 10/1998
WO 2004/053341 6/2004
WO 2004/079209 9/2004
WO 2004/079210 9/2004

(21) Appl. No.: **29/234,022**

(22) Filed: **Jul. 12, 2005**

* cited by examiner

Related U.S. Application Data

Primary Examiner—Holly H. Baynham
(74) *Attorney, Agent, or Firm*—Lisa M. Soltis; Mark W. Croll; Beem Patent Law Firm

(63) Continuation-in-part of application No. 10/939,795, filed on Sep. 13, 2004.

(51) **LOC (8) Cl.** **08-05**
(52) **U.S. Cl.** **D8/373; D7/372**
(58) **Field of Classification Search** D8/367,
D8/373, 372, 363; D6/323; 248/301, 304,
248/214, 215

See application file for complete search history.

(57) **CLAIM**

The ornamental design for a wall mountable holder, as shown and described.

DESCRIPTION

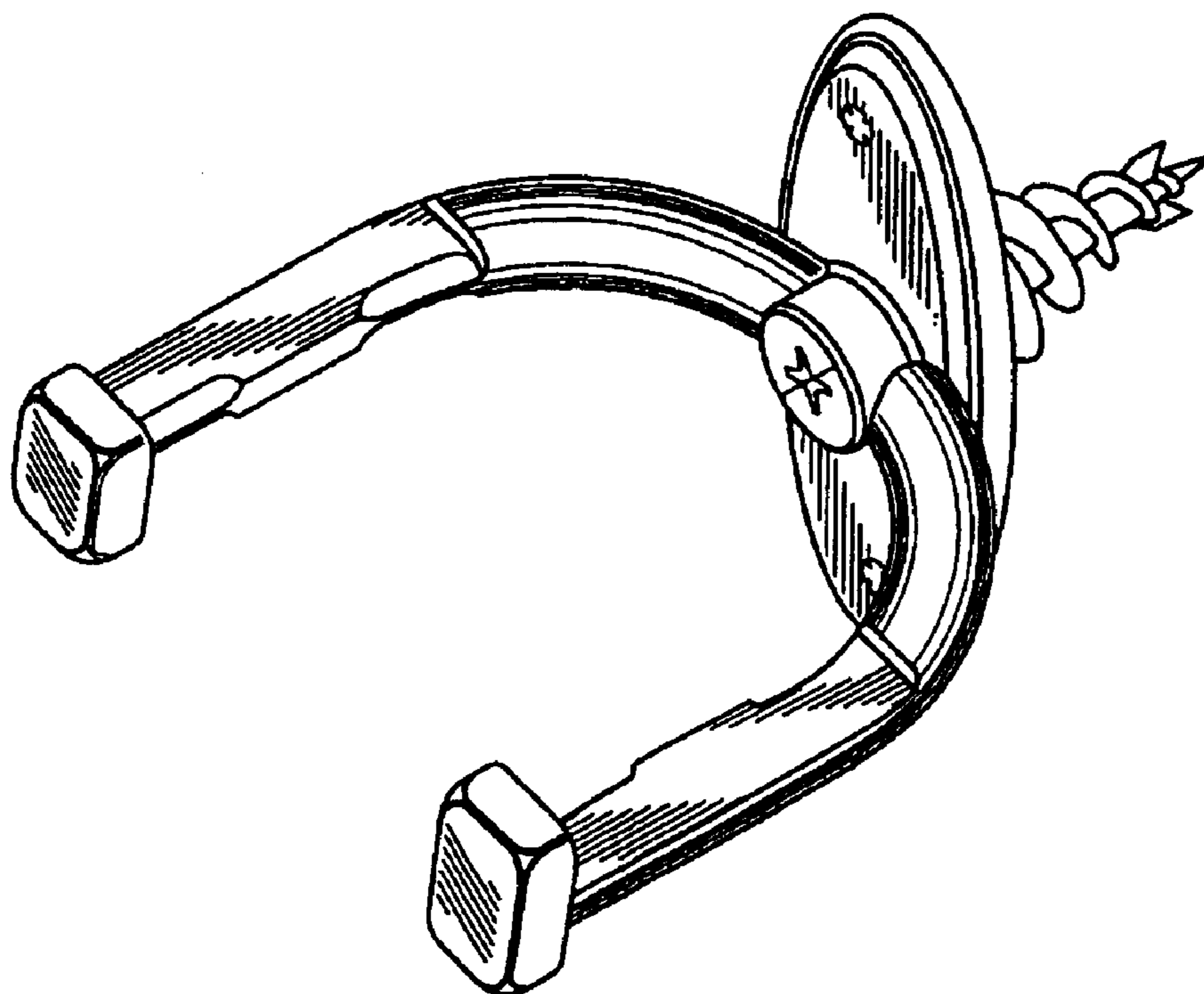
FIG. 1 is a perspective view of a holder showing our new design.
FIG. 2 is a front view of the holder of FIG. 1.
FIG. 3 is a top view of the holder of FIG. 1, the bottom view being a mirror image thereof; and,
FIG. 4 is a side view of the holder of FIG. 1, the other side view being a mirror image thereof.

(56) **References Cited**

U.S. PATENT DOCUMENTS

D144,009 S * 2/1946 Van Doren D6/323
4,298,298 A 11/1981 Pontone
4,441,619 A 4/1984 Gibitz
4,601,625 A 7/1986 Ernst et al.

1 Claim, 1 Drawing Sheet



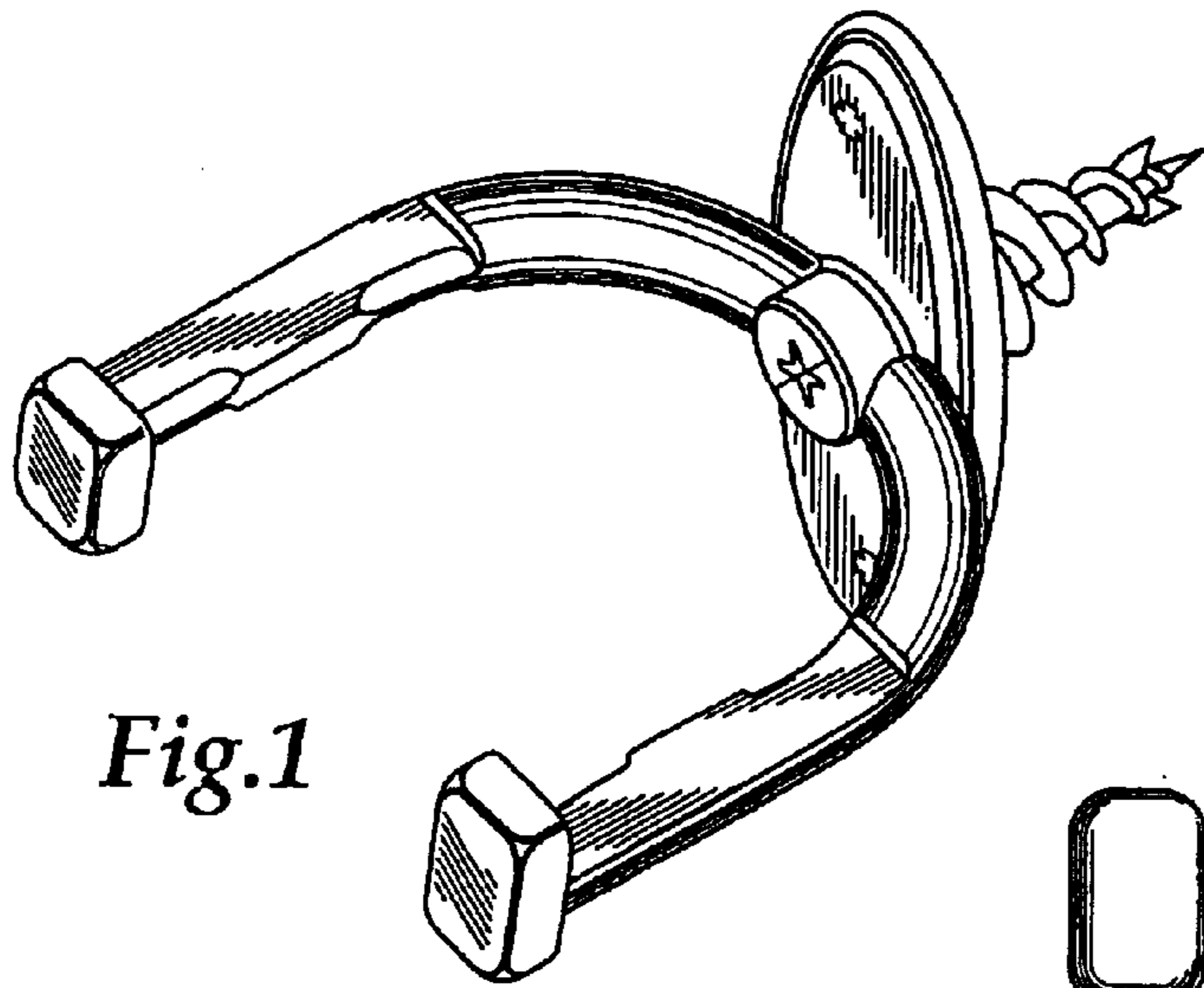


Fig.1




Fig.2

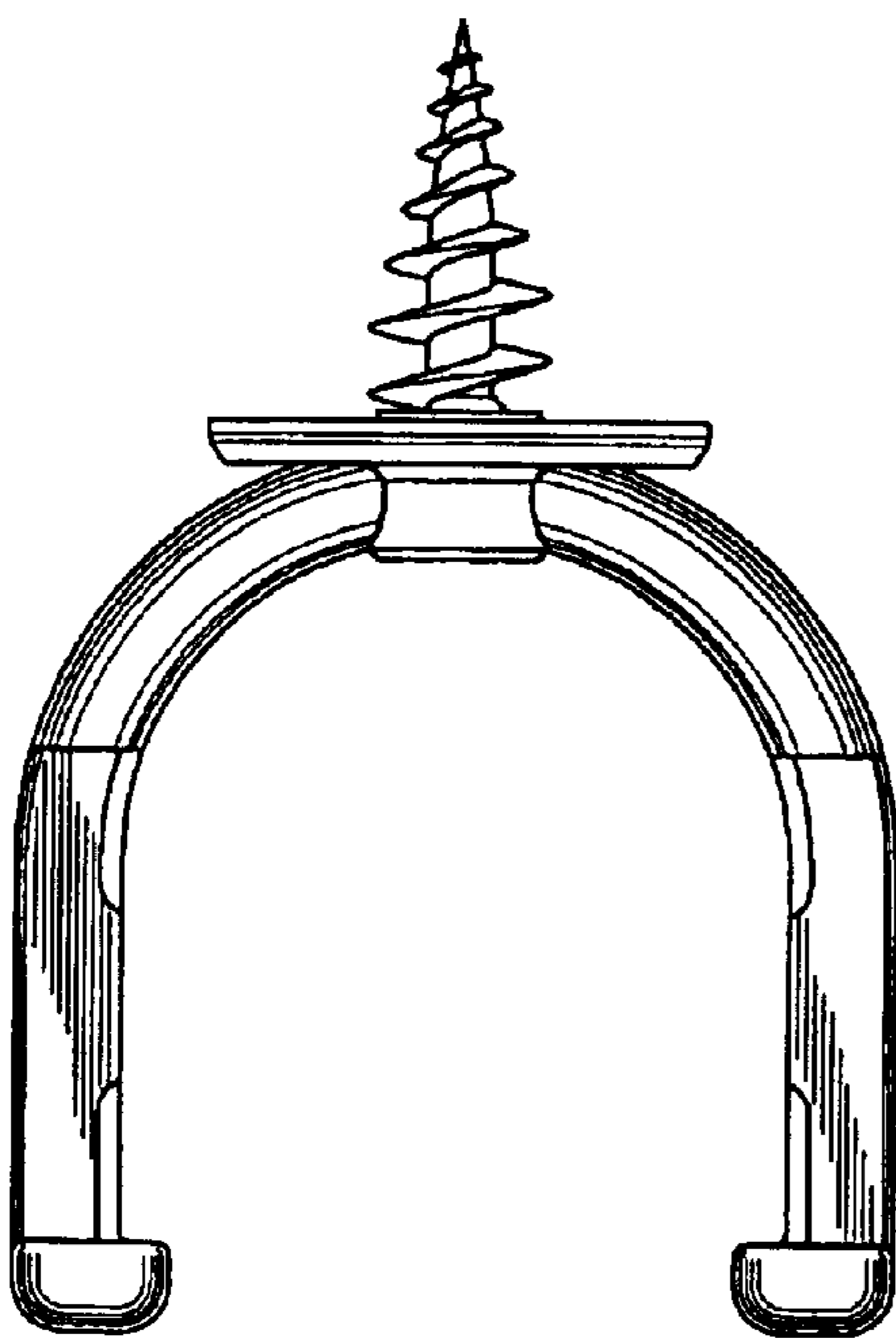


Fig.3

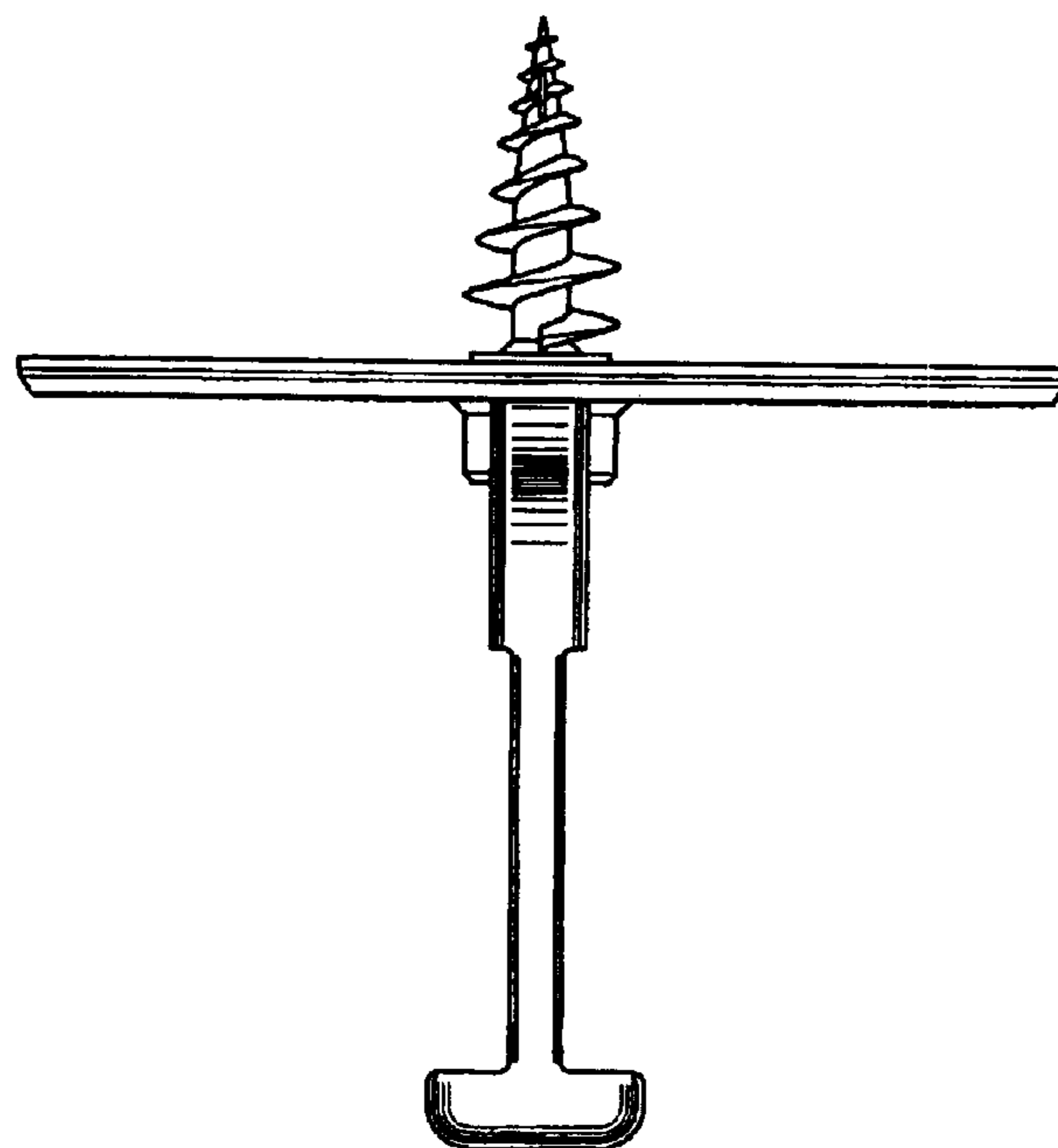


Fig.4