

US00D542120S

(12) **United States Design Patent**  
**Decoopman**

(10) **Patent No.:** **US D542,120 S**

(45) **Date of Patent:** **\*\* May 8, 2007**

(54) **HANDLE ATTACHMENT BRACKET**

(75) Inventor: **Carl Decoopman**, Ingelmunster (BE)

(73) Assignee: **PDC Brush NV**, Izegem (BE)

(\*\*) Term: **14 Years**

(21) Appl. No.: **29/213,970**

(22) Filed: **Sep. 27, 2004**

(51) **LOC (8) Cl.** ..... **08-07**

(52) **U.S. Cl.** ..... **D8/321**

(58) **Field of Classification Search** ..... D8/83,  
D8/94, 1, 97, 107, 105, 300, 307, 315, 373,  
D8/376, 380, 381, 395, 321; D23/213, 226,  
D23/266; 224/277, 483, 544; 403/109.5,  
403/112, 326, 378, 351, 355; 16/429; 43/21.2;  
81/63.2, 179.7; 174/88 C

See application file for complete search history.

(56) **References Cited**

**U.S. PATENT DOCUMENTS**

2,110,397 A \* 3/1938 Kangas ..... 403/326  
3,235,296 A \* 2/1966 Day ..... 403/112  
3,980,805 A \* 9/1976 Lipari ..... 174/88 C

4,170,909 A \* 10/1979 Wagner ..... 81/63.2  
4,827,654 A \* 5/1989 Roberts ..... 43/21.2  
5,460,458 A \* 10/1995 Caceres ..... 403/109.5  
6,254,305 B1 \* 7/2001 Taylor ..... 403/378  
6,317,497 B1 \* 11/2001 Ou ..... 379/454  
D518,350 S \* 4/2006 Hay ..... D8/107

\* cited by examiner

*Primary Examiner*—Paula A. Greene

(74) *Attorney, Agent, or Firm*—James Creighton Wray

(57) **CLAIM**

The ornamental design for a handle attachment bracket, as shown and described.

**DESCRIPTION**

FIG. 1 is a perspective view of the handle attachment bracket showing the top, the front and right side.

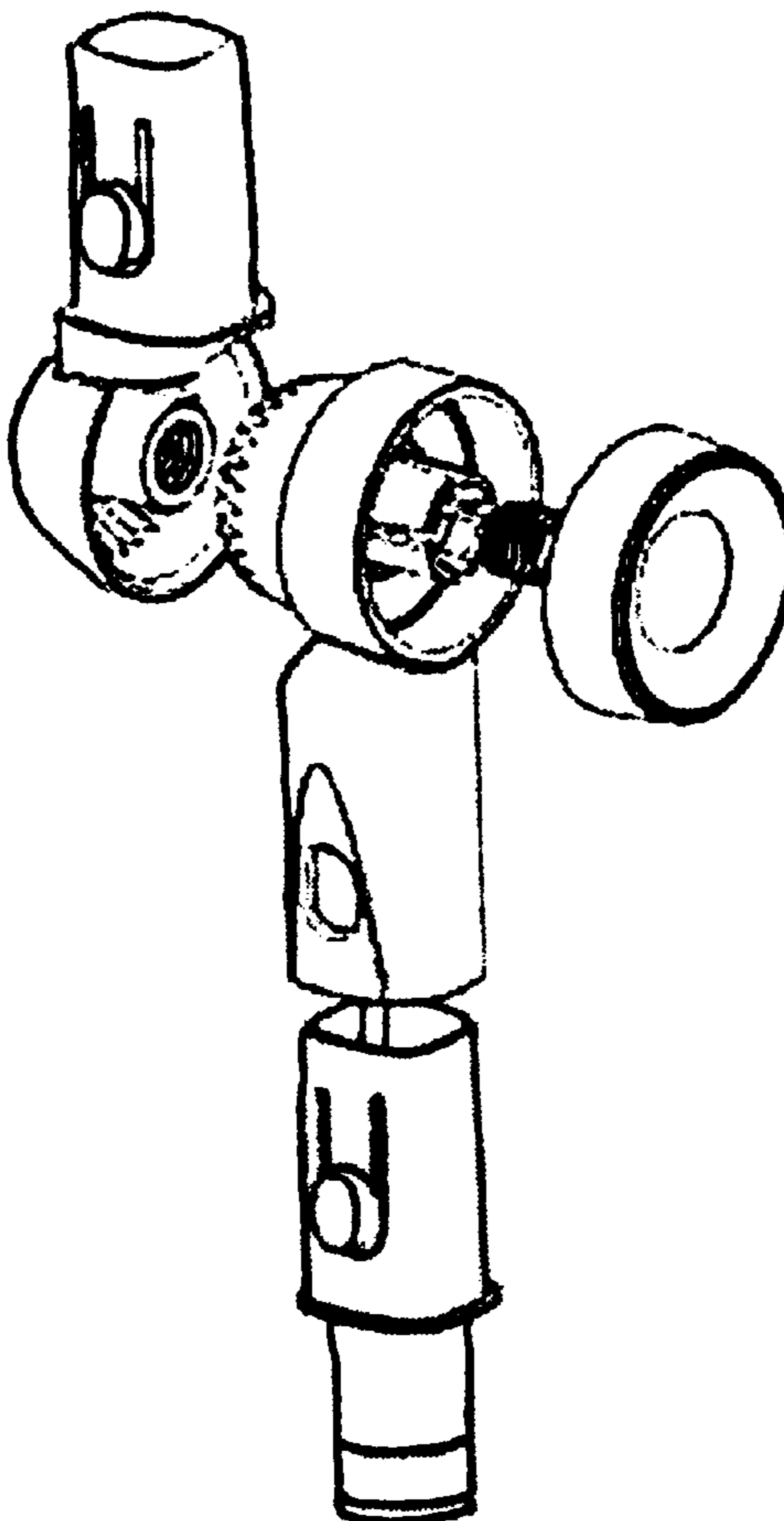
FIG. 2 is an exploded side perspective view, the undisclosed exploded opposite side is not part of the claimed design.

FIG. 3 is a top plan view of the handle attachment bracket, the undisclosed bottom is not part of the claimed design.


FIG. 4 is a left side view of the handle attachment bracket; and,

FIG. 5 is a front view of the handle attachment bracket.

**1 Claim, 2 Drawing Sheets**



**Figure 1**



**Figure 2**

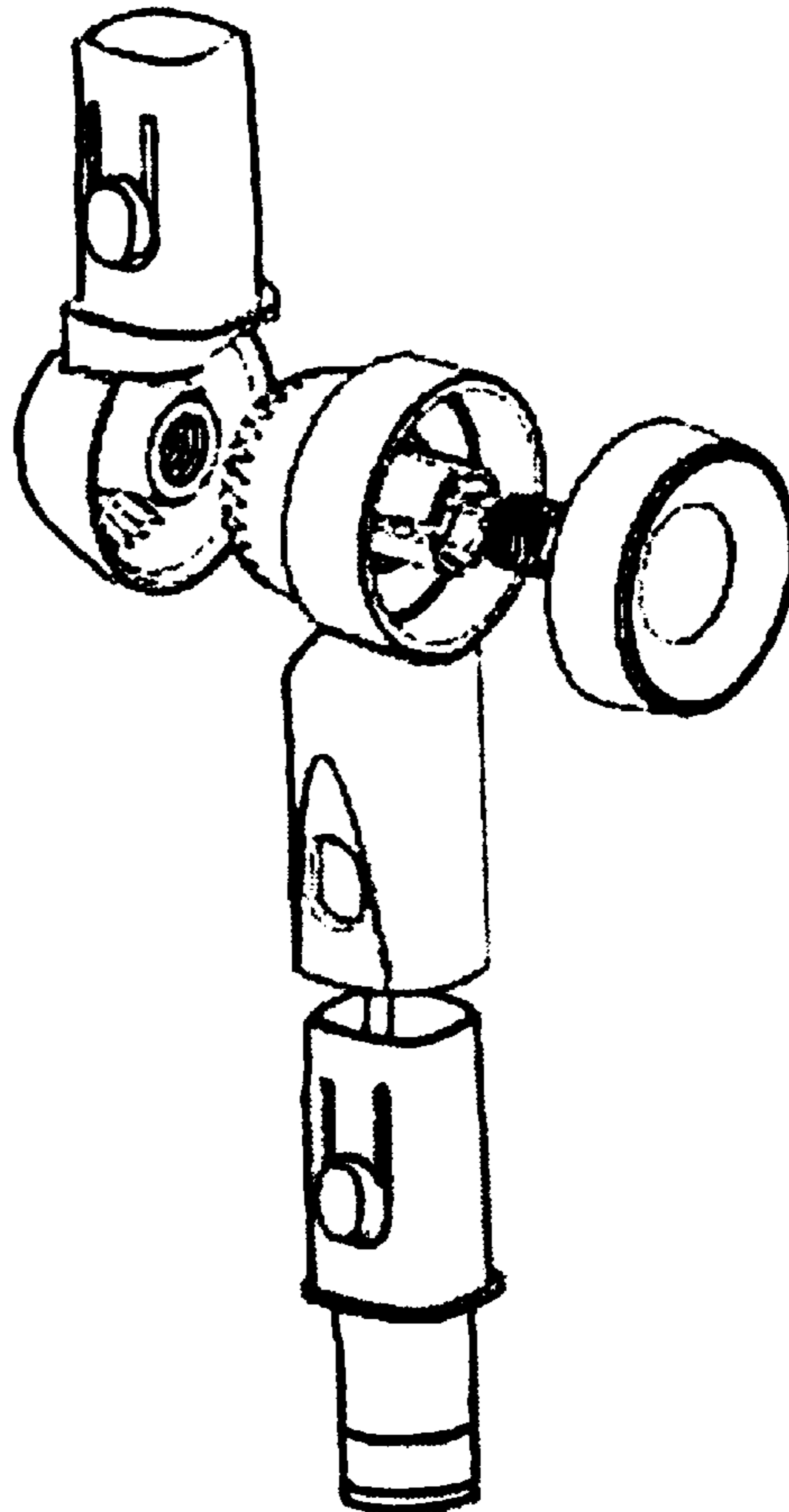


FIG. 3

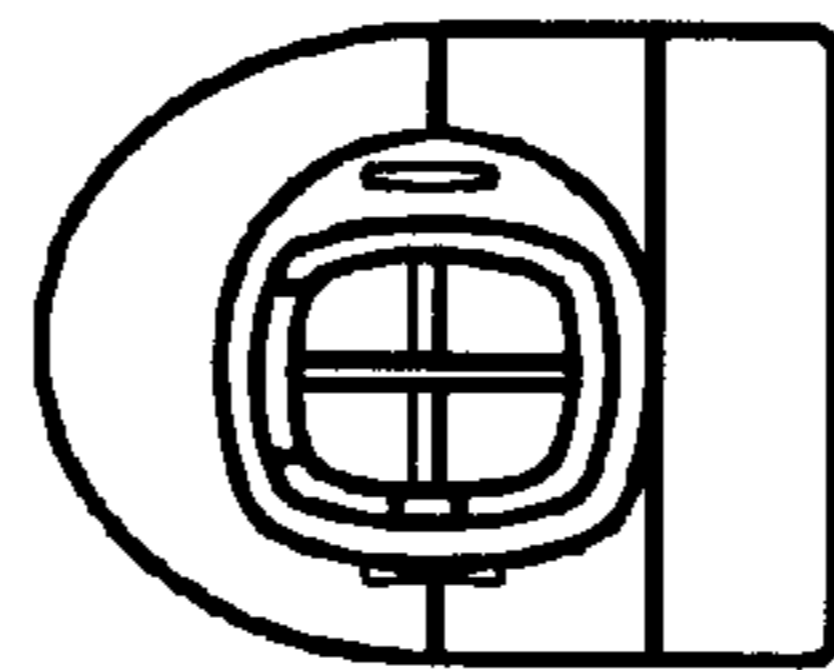


FIG. 4

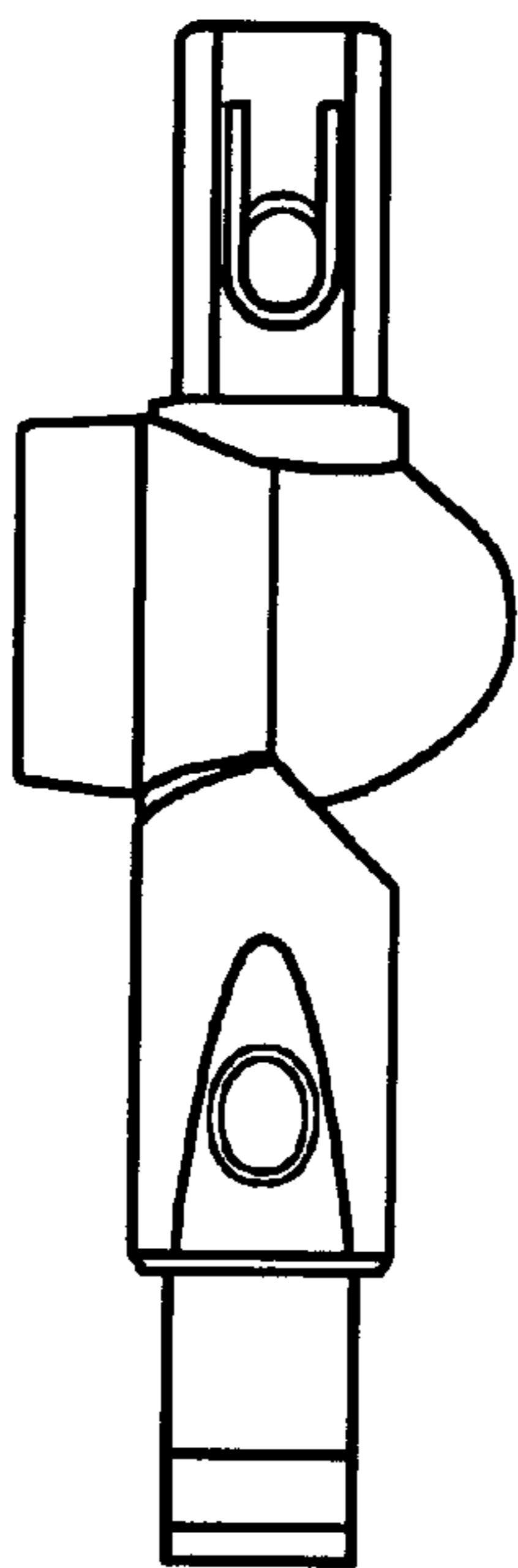


FIG. 5

