



US00D542117S

(12) **United States Design Patent**
Fields

(10) **Patent No.:** **US D542,117 S**

(45) **Date of Patent:** **** May 8, 2007**

(54) **PULL**

(75) **Inventor:** **Betsy Fields**, Silverton, CO (US)

(73) **Assignee:** **Liberty Hardware Mfg. Corp.**,
Winston-Salem, NC (US)

(**) **Term:** **14 Years**

(21) **Appl. No.:** **29/245,244**

(22) **Filed:** **Dec. 21, 2005**

(51) **LOC (8) Cl.** **08-06**

(52) **U.S. Cl.** **D8/316**

(58) **Field of Classification Search** D8/300,
D8/301, 302, 315, 316-319, DIG. 1; 116/110.1,
116/410, 441, 414-419, 443-445; 190/115-116;
D7/394

See application file for complete search history.

(56) **References Cited**

U.S. PATENT DOCUMENTS

D116,604 S * 9/1939 Hefferan D8/319
D169,533 S * 5/1953 Deadrick D8/319

D192,348 S * 3/1962 Anderson D8/319
D219,702 S * 1/1971 Korol D8/316
3,559,778 A * 2/1971 D'Elia et al. 190/115
D222,232 S * 10/1971 Horgan, Jr. D8/316
D290,337 S * 6/1987 Savage D8/330
D449,215 S * 10/2001 Bertani D8/316
6,507,978 B1 * 1/2003 Root et al. 16/410

* cited by examiner

Primary Examiner—Paula A. Greene

(74) *Attorney, Agent, or Firm*—Edgar A. Zarins; Lloyd D. Doigan

(57) **CLAIM**

The ornamental design for a pull, as shown and described.

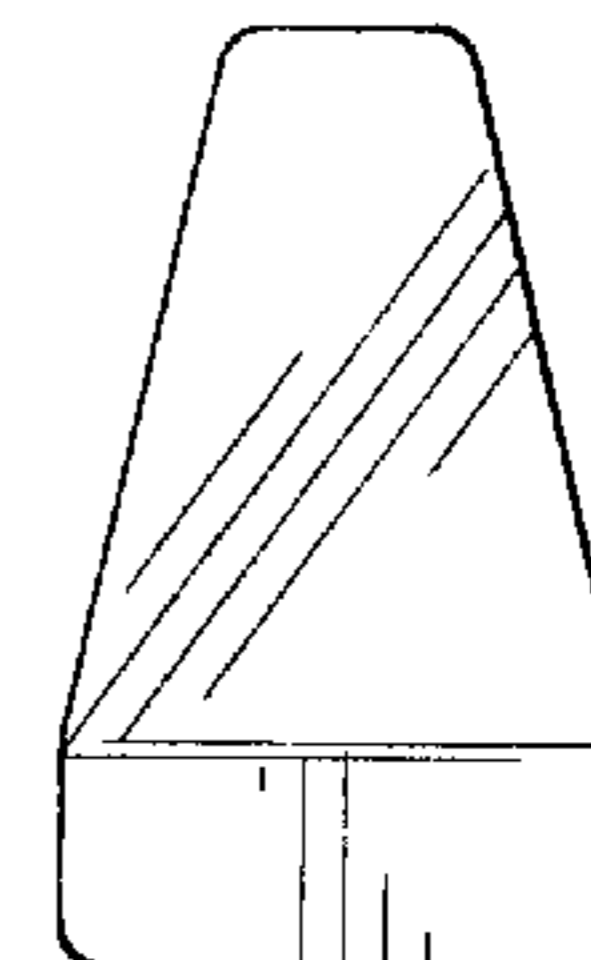
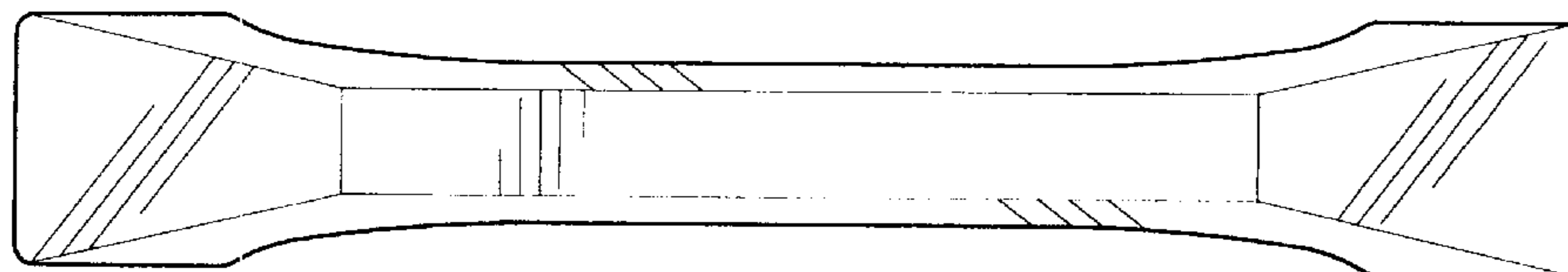
DESCRIPTION

FIG. 1 is a front elevational view of a pull showing my new design;

FIG. 2 is a bottom side view thereof, the opposite side being a mirror image of the side shown; and,

FIG. 3 is a front end view thereof, the opposite end being a mirror image of the end shown.

1 Claim, 1 Drawing Sheet



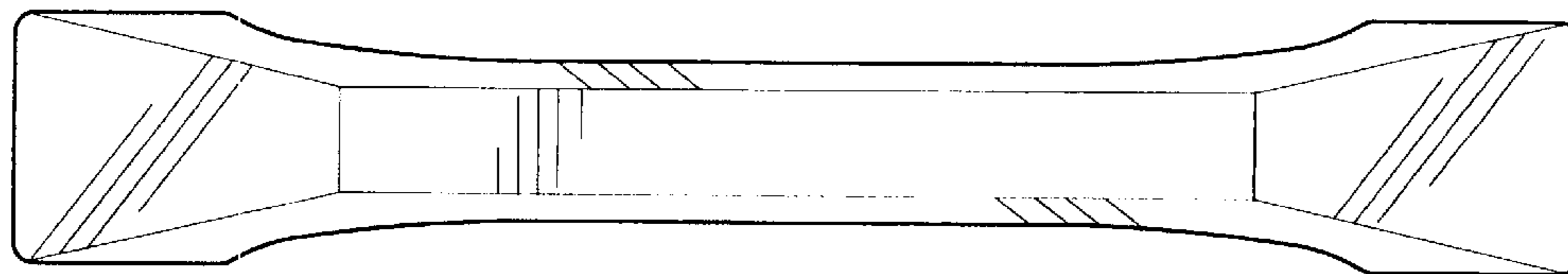


Fig-1

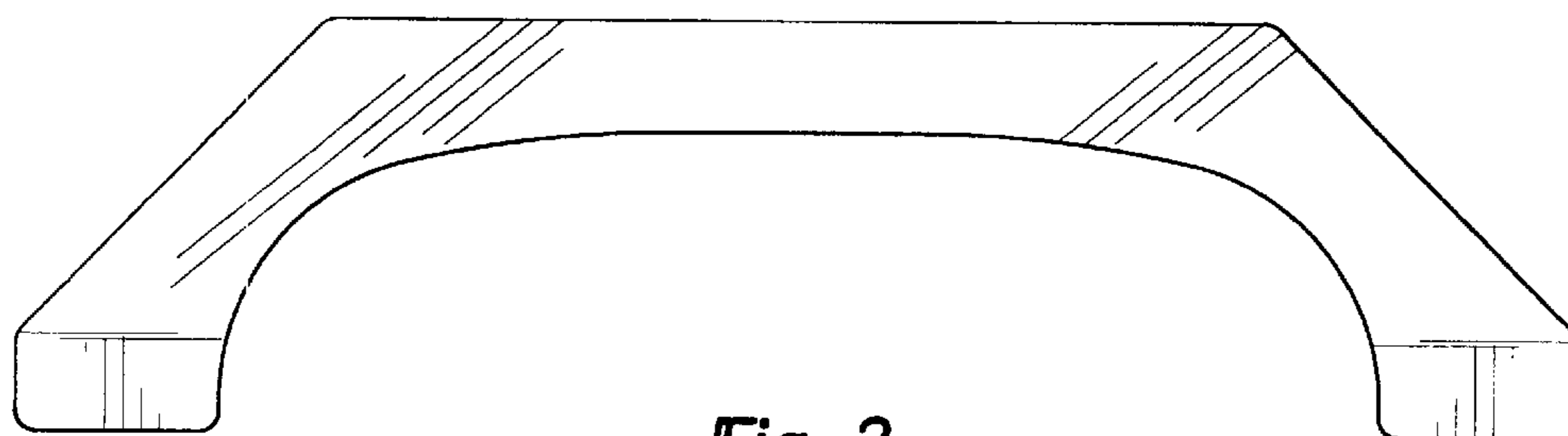


Fig-2

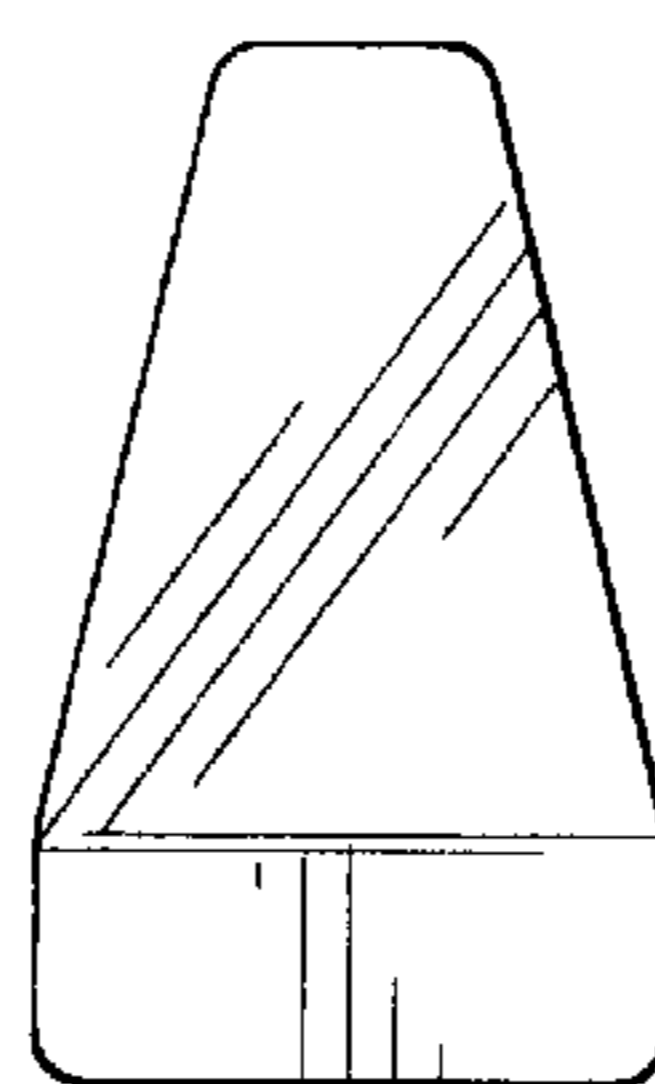


Fig-3