

US00D542106S

(12) **United States Design Patent**  
**Alsobrook**

(10) **Patent No.:** **US D542,106 S**

(45) **Date of Patent:** **\*\* May 8, 2007**

(54) **SOCKET**

(76) Inventor: **Randall A. Alsobrook**, 829 Jersey La.,  
Bedford, TX (US) 76022

(\*\*) Term: **14 Years**

(21) Appl. No.: **29/245,268**

(22) Filed: **Dec. 22, 2005**

(51) **LOC (8) Cl.** ..... **08-05**

(52) **U.S. Cl.** ..... **D8/29**

(58) **Field of Classification Search** ..... D8/21-29,  
D8/17, 86; 81/119, 120, 121.1, 125, 177.1,  
81/177.85, 176.3, 121.7, 436, 437, 165, 418,  
81/186, 179, 166, 168, 169, 170, 124.3, 124.4,  
81/124.6, DIG. 58-DIG. 63.2, 3.09  
See application file for complete search history.

(56) **References Cited**

U.S. PATENT DOCUMENTS

2,551,553	A	*	5/1951	Wahl	.....	81/125
2,898,793	A		8/1959	Pederson		
4,825,732	A		5/1989	Arnold		
4,836,059	A	*	6/1989	Arnold	.....	76/114
4,947,713	A	*	8/1990	Arnold	.....	81/121.1
5,079,978	A	*	1/1992	Kupfer	.....	81/119
5,765,454	A	*	6/1998	Barbulescu et al.	.....	81/487

6,073,522	A		6/2000	Carnesi		
D442,837	S	*	5/2001	Porras	.....	D8/29
6,253,648	B1	*	7/2001	Beery	.....	81/121.1
6,282,994	B1		9/2001	Wei		
6,393,950	B1	*	5/2002	Crosser	.....	81/119
D484,376	S	*	12/2003	Cromer	.....	D8/29
6,761,093	B2	*	7/2004	Chang	.....	81/121.1
D497,295	S		10/2004	McKnight		
D500,435	S	*	1/2005	Dexter et al.	.....	D8/29
D501,768	S	*	2/2005	Dexter et al.	.....	D8/29

\* cited by examiner

*Primary Examiner*—Raphael Barkai  
*Assistant Examiner*—Randall H. Gholson


(57) **CLAIM**

The ornamental design for a socket, as shown and described.

**DESCRIPTION**

FIG. 1 is a front elevational view of a socket showing my new design;  
FIG. 2 is a rear elevational view thereof;  
FIG. 3 is a side elevational view thereof;  
FIG. 4 is a top plan view thereof;  
FIG. 5 is a bottom plan view thereof; and,  
FIG. 6 is a perspective view thereof.

**1 Claim, 2 Drawing Sheets**






FIG. 1




FIG. 2




FIG. 3

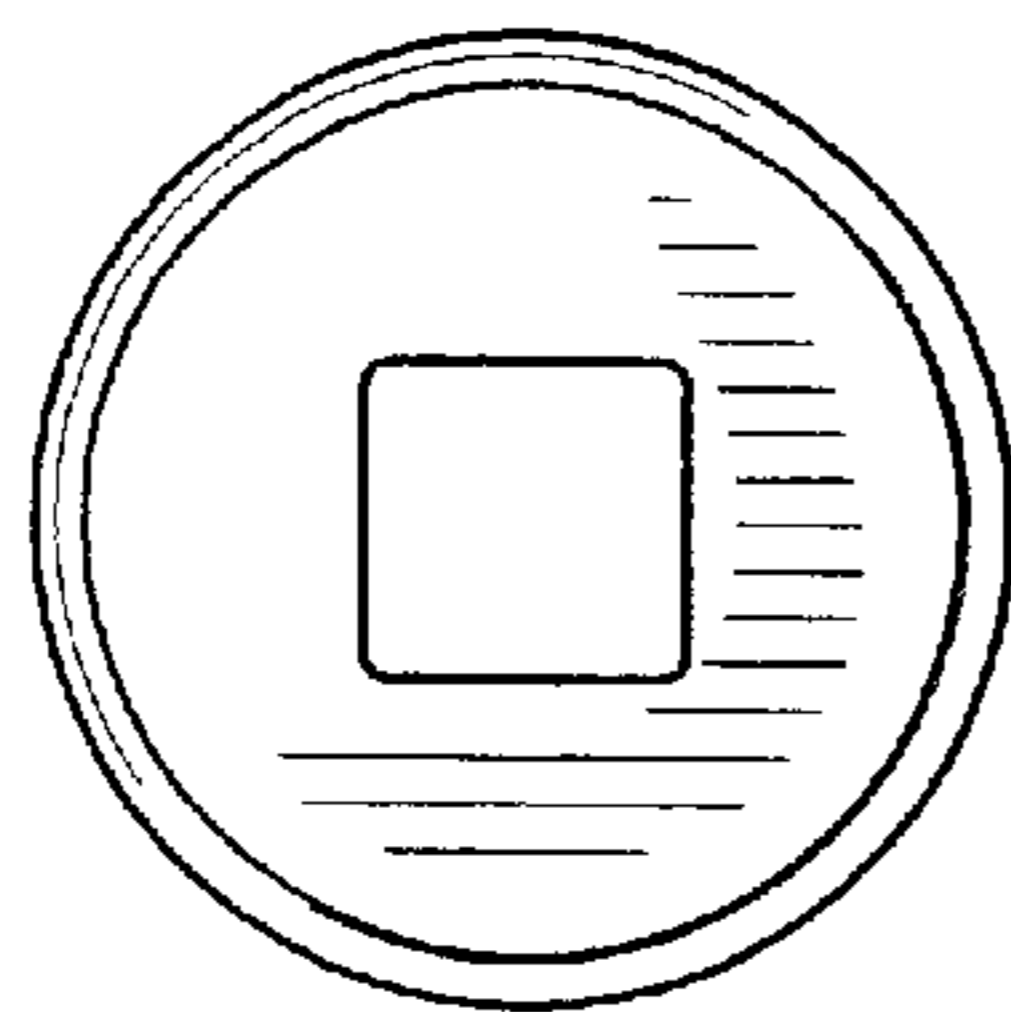


FIG. 4

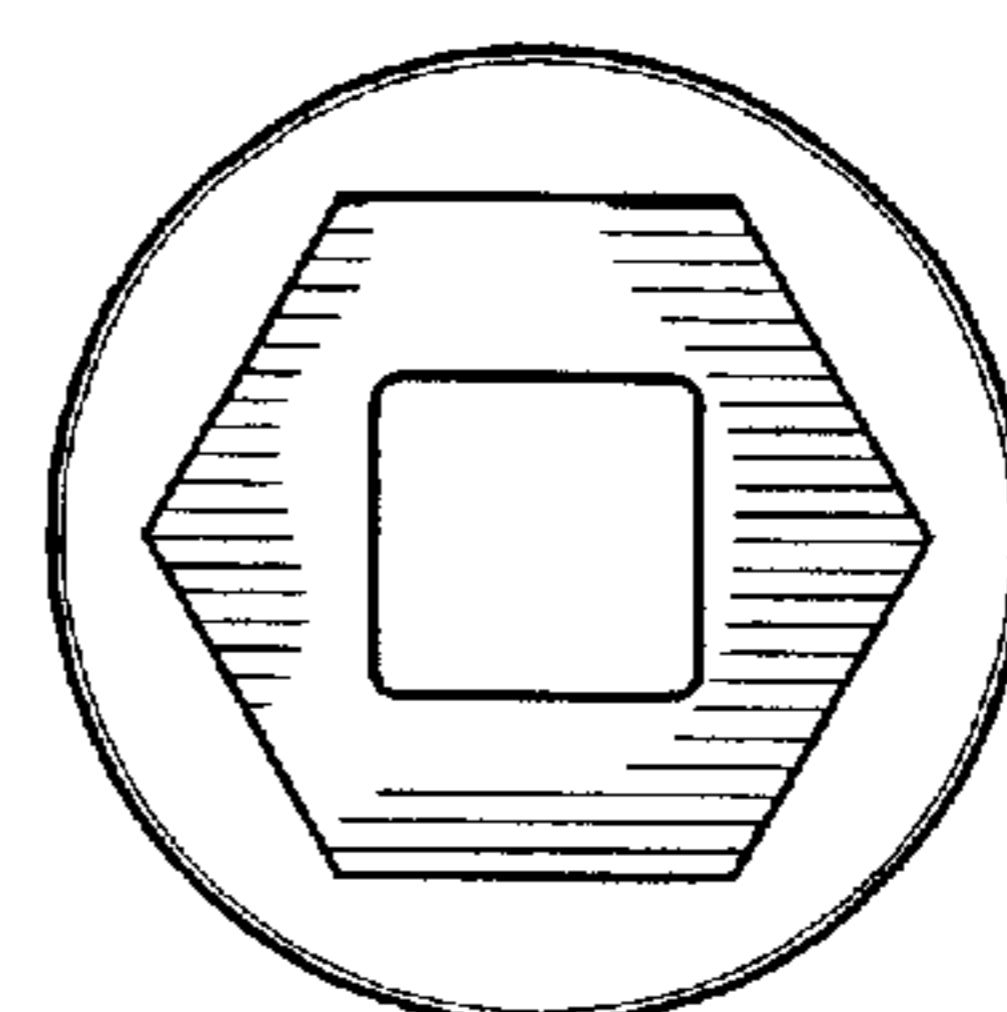


FIG. 5

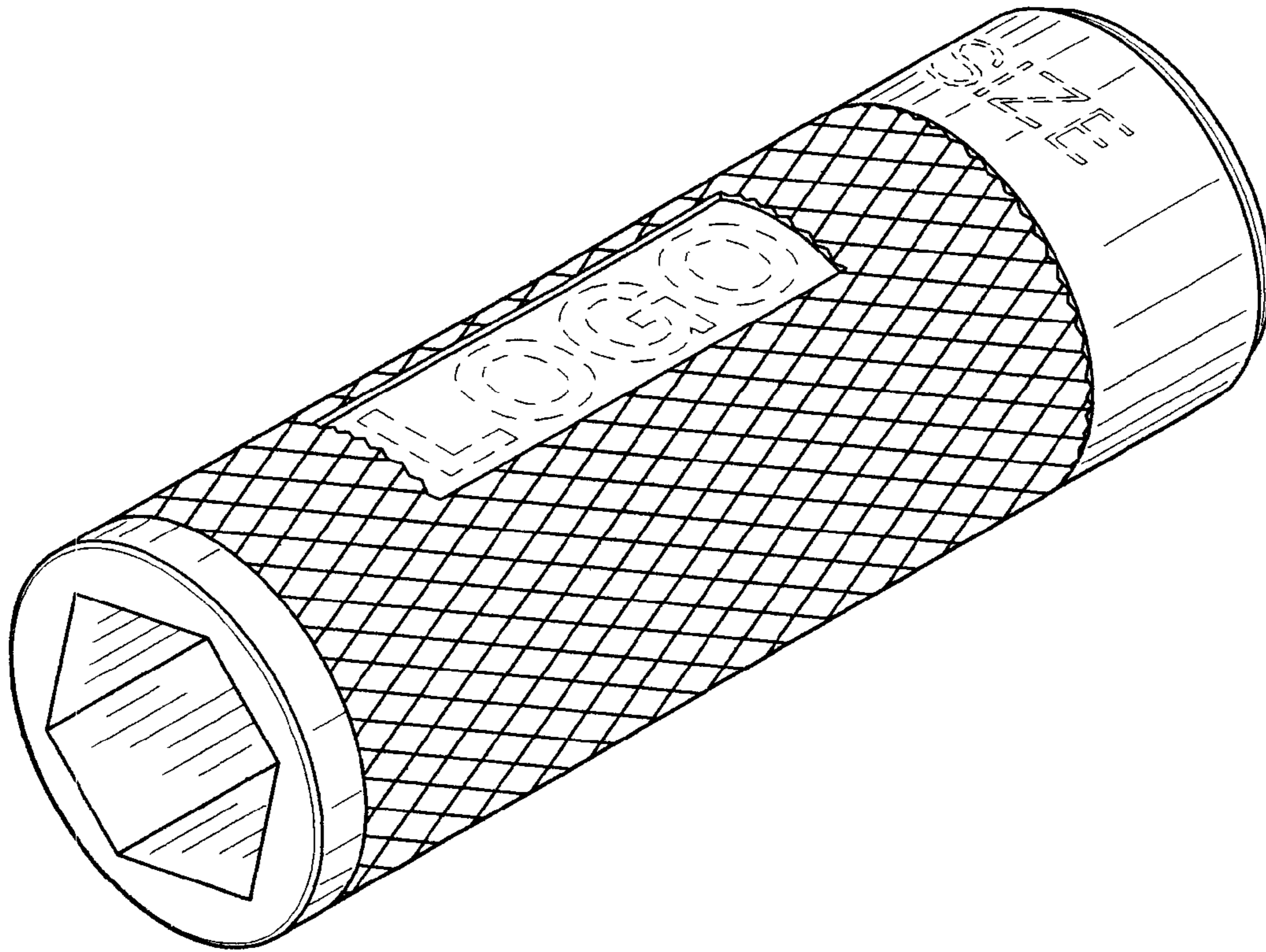


FIG. 6