



US00D542091S

(12) **United States Design Patent**
Hoff et al.

(10) **Patent No.:** **US D542,091 S**

(45) **Date of Patent:** **** May 8, 2007**

(54) **SUPPORT RING FOR COOKING UTENSIL**

(75) Inventors: **Susan K. Hoff**, Belmont, MI (US);
Mark C. Smith, Rockford, MI (US)

(73) Assignee: **Access Business Group International LLC**, Ada, MI (US)

(**) Term: **14 Years**

(21) Appl. No.: **29/241,856**

(22) Filed: **Nov. 1, 2005**

(51) **LOC (8) Cl.** **07-02**

(52) **U.S. Cl.** **D7/409**

(58) **Field of Classification Search** D7/332,
D7/337, 354-363, 387, 388, 402-409; 126/92 AC,
126/41 R, 275 R, 369, 385.1; 99/39 R, 39 E,
99/39 H, 39 N, 39 K, 324, 337, 413, 430,
99/444; 219/455.1, 446, 449, 454.12, 458;
220/4.03; 152/233, 381.4, 401, 405, 409-412,
152/396; 301/11.1; D15/148-149; 156/131,
156/398, 414; D8/31, 88-89

See application file for complete search history.

(56) **References Cited**

U.S. PATENT DOCUMENTS

D39,588 S	*	9/1908	Straker	D7/396.5
1,621,315 A	*	3/1927	D Evelyn	126/385.1
1,710,614 A	*	4/1929	Furrer	152/412
2,026,829 A	*	1/1936	Ellinger	425/215
2,077,868 A	*	4/1937	Adams	220/4.03
2,393,494 A	*	1/1946	Hale	152/401
2,530,991 A	*	11/1950	Reeves	126/214 C
2,583,887 A	*	1/1952	Schneeweiss	126/385.1
2,784,664 A	*	3/1957	Tippel	99/433
D239,692 S	*	4/1976	Ashton	D7/388
4,184,421 A	*	1/1980	Ahlgren	99/450
D282,340 S	*	1/1986	Lam	D7/387

D303,908 S	*	10/1989	Anderson	D7/387
D311,849 S	*	11/1990	Strand	D7/354
D345,672 S	*	4/1994	Silva	D7/387
D364,534 S	*	11/1995	Brown et al.	D7/407
D364,993 S	*	12/1995	Andrea	D7/407
D369,941 S	*	5/1996	Ramina	D7/387
D384,857 S	*	10/1997	Beaule	D7/387
D408,215 S	*	4/1999	Williams	D7/387
D421,873 S	*	3/2000	Sundberg	D7/396.5
6,055,901 A	*	5/2000	Gantos et al.	99/412
D432,356 S		10/2000	Hoff et al.		
D434,598 S	*	12/2000	Goodman et al.	D7/388
D448,612 S	*	10/2001	Miranda	D7/396.6
D486,356 S	*	2/2004	Hoff et al.	D7/409
D526,160 S	*	8/2006	Sesona	D7/407

* cited by examiner

Primary Examiner—Cathron C. Brooks

Assistant Examiner—Ricky Pham

(74) *Attorney, Agent, or Firm*—Warner Norcross & Judd LLP

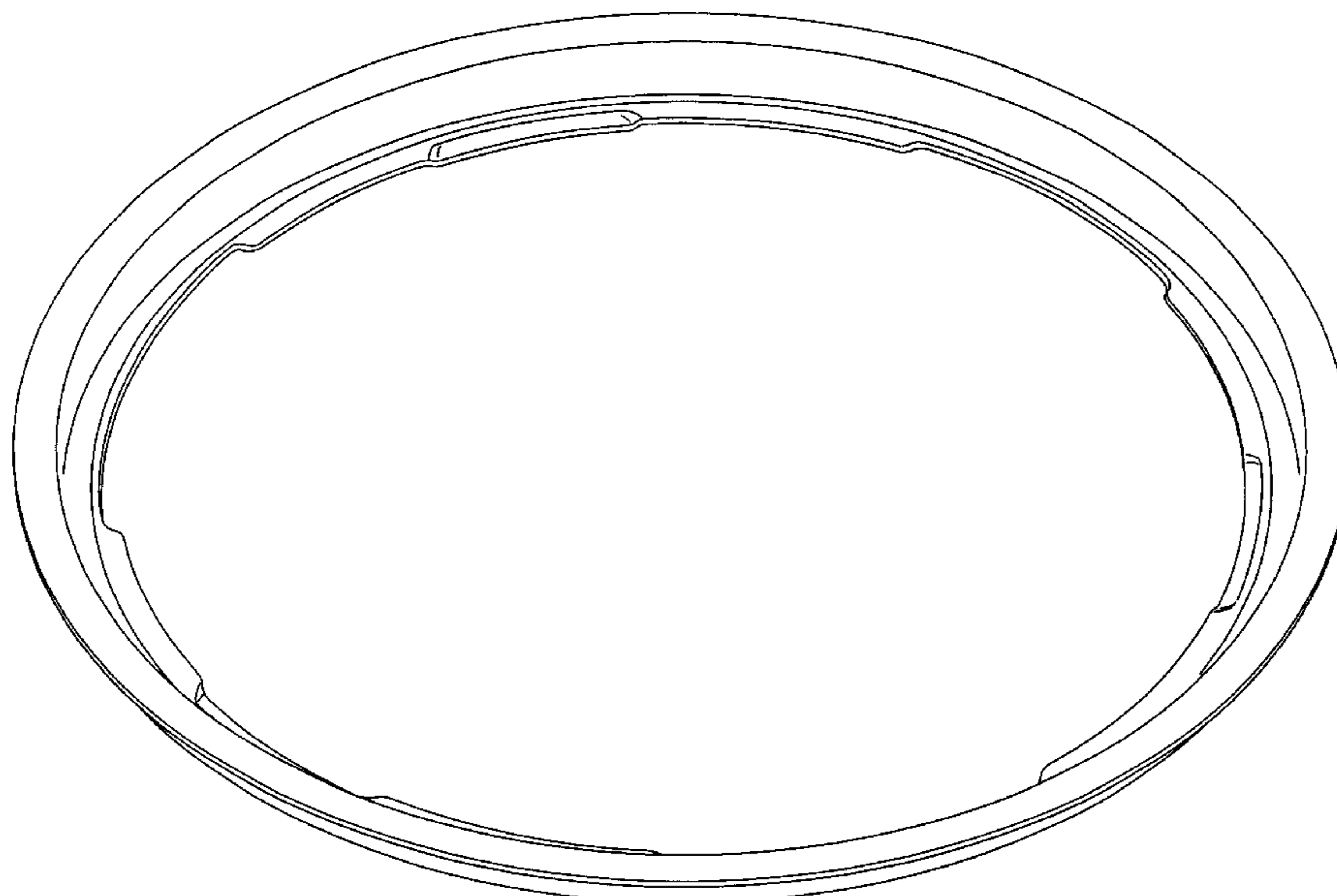
(57) **CLAIM**

The ornamental design for support ring for cooking utensil, as shown and described.

DESCRIPTION

FIG. 1 is a perspective view of the support ring for cooking utensil embodying the present invention;
 FIG. 2 is a front elevational view thereof, the rear elevational view, right side elevational view and left side elevational view being identical thereto;
 FIG. 3 is a top plan view thereof;
 FIG. 4 is a bottom plan view thereof;
 FIG. 5 is an enlarged cross-sectional view of the support ring for cooking utensil taken along line 5—5 of FIG. 3; and,
 FIG. 6 is an enlarged cross-sectional view of the support ring for cooking utensil taken along line 6—6 of FIG. 3.

1 Claim, 4 Drawing Sheets



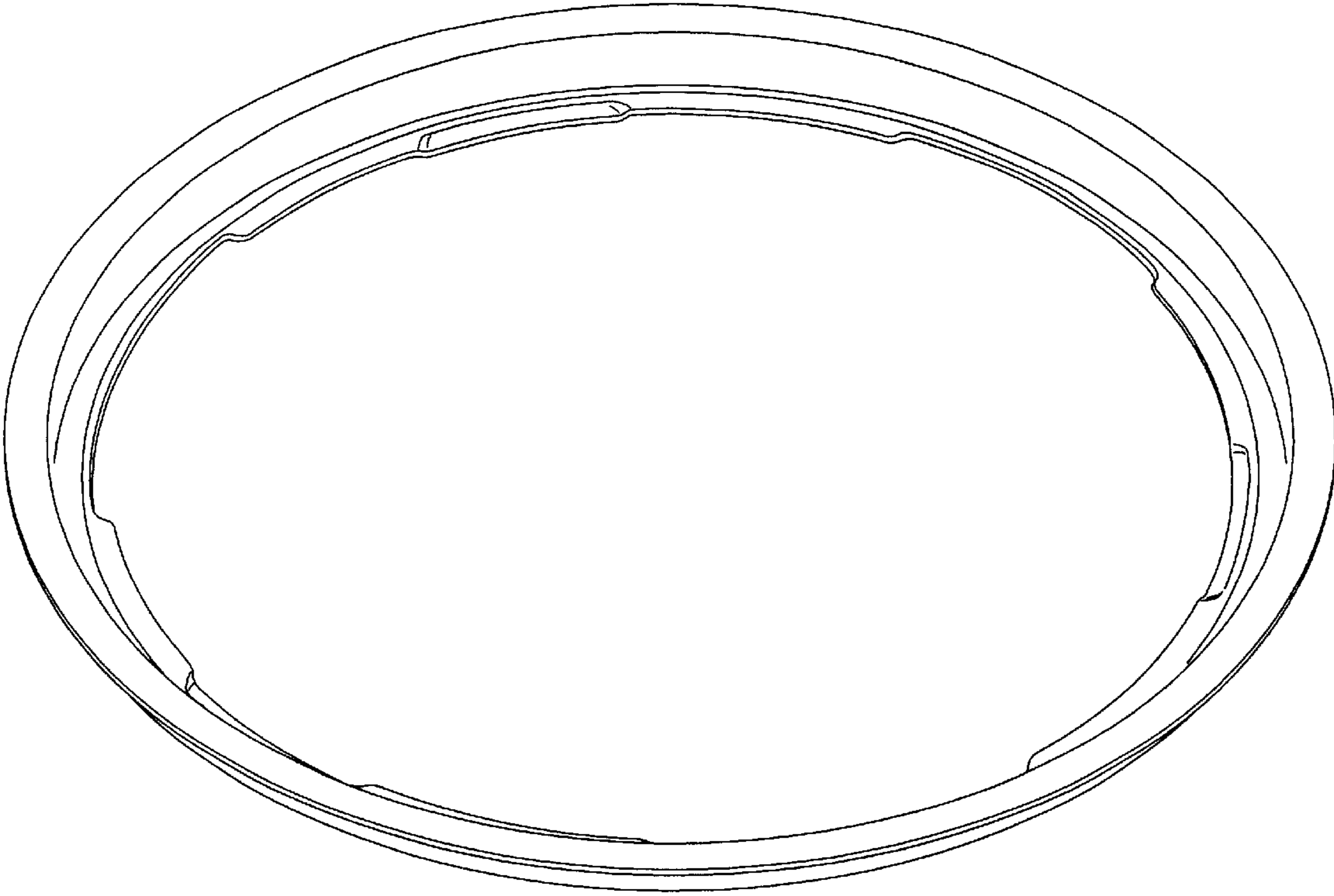


Fig. 1



Fig. 2

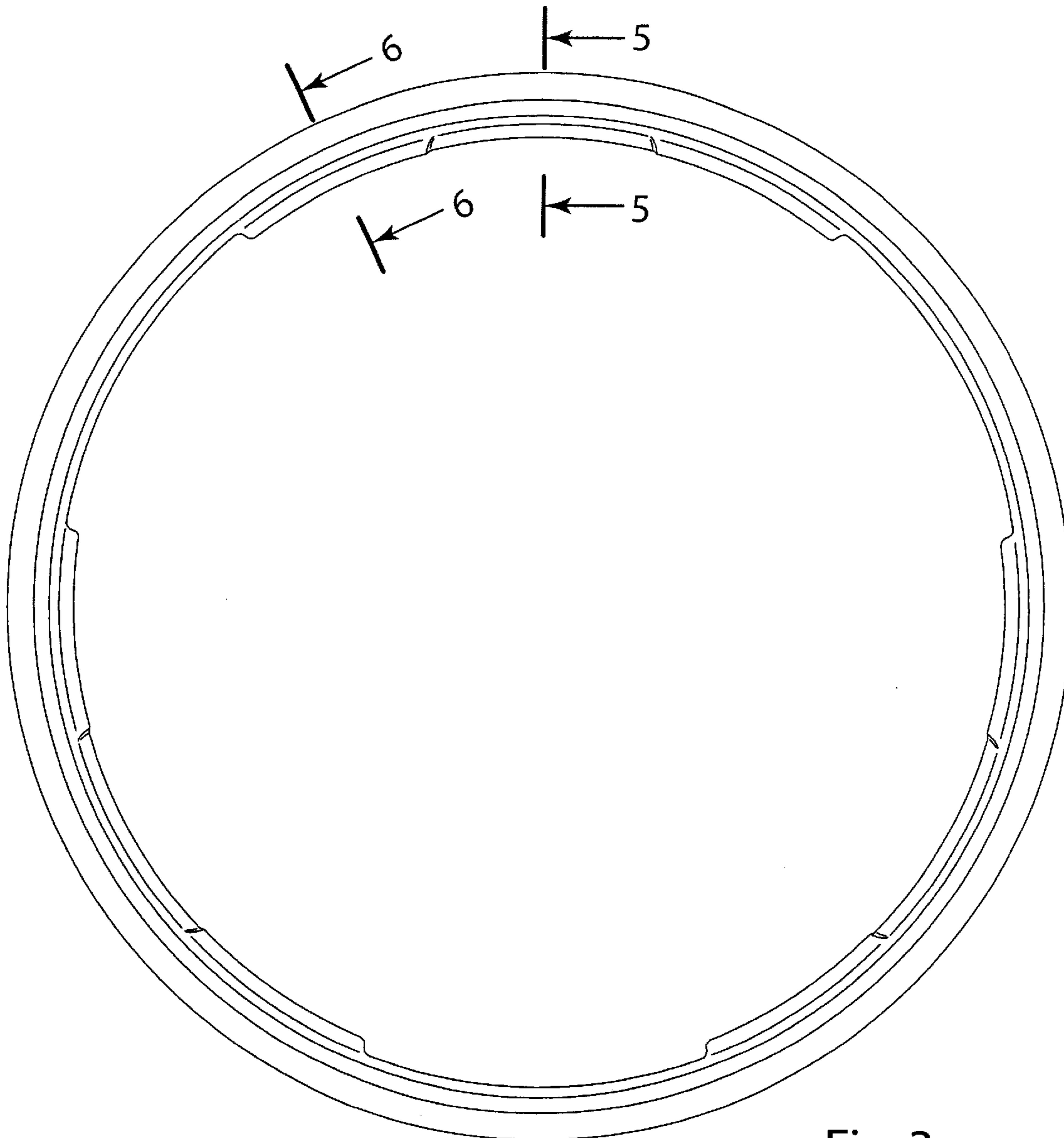


Fig. 3

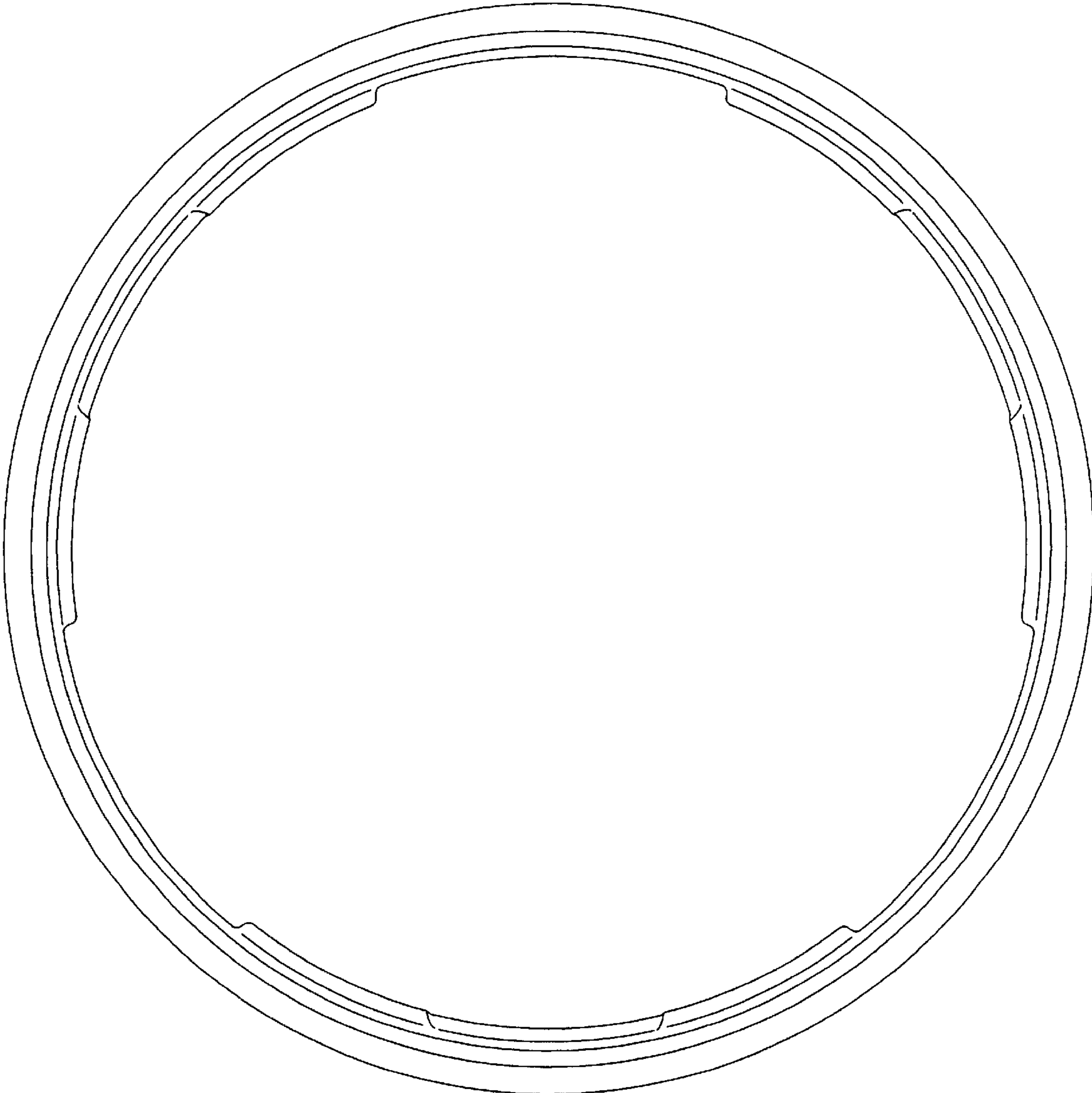


Fig. 4

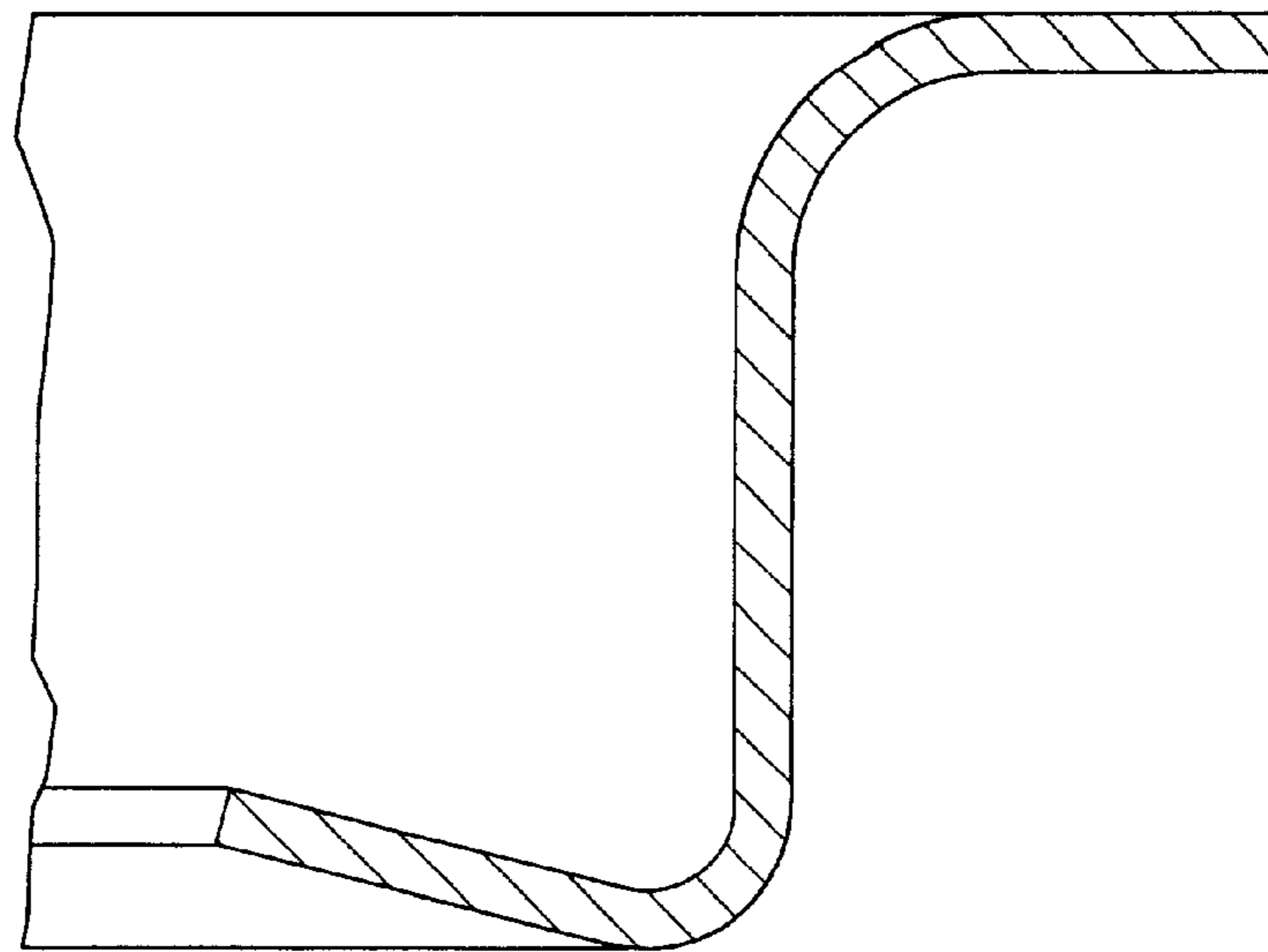


Fig. 5

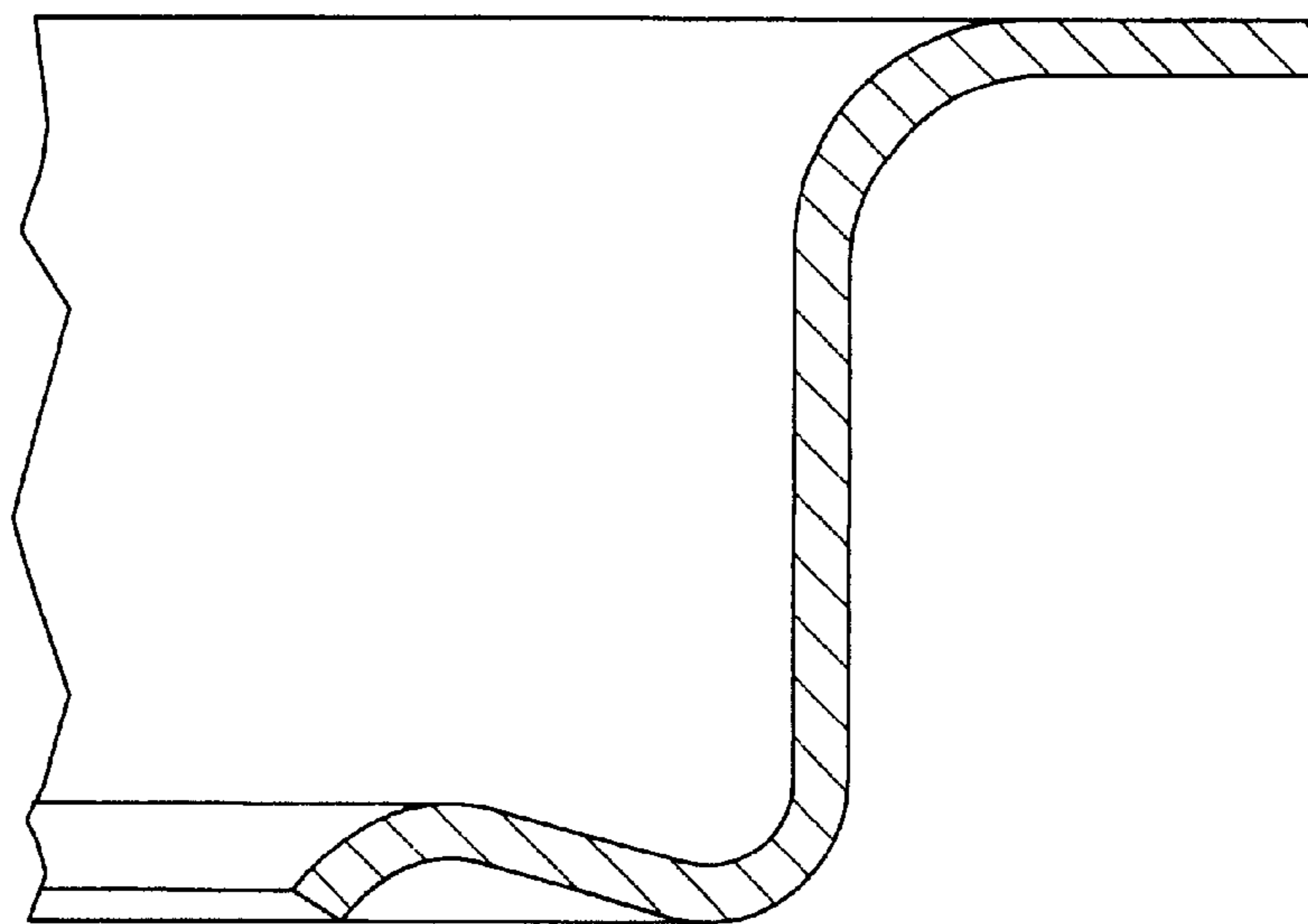


Fig. 6