

US00D542090S

(12) **United States Design Patent** (10) **Patent No.:** **US D542,090 S**
Kim (45) **Date of Patent:** **** May 8, 2007**

(54) **HANDLE FOR ELECTRONIC OVEN**

OTHER PUBLICATIONS

(75) Inventor: **Kang-Doo Kim**, Seoul (KR)
(73) Assignee: **Samsung Electronics Co., Ltd.**,
Kyunggi-do (KR)
(**) Term: **14 Years**

U.S. Appl. No. 29/266,200, Applicant: Sei-II Jeon filed Sep. 15, 2006 entitled Knob for Electronic Oven.
U.S. Appl. No. 29/266,199, Applicant: Sei-II Jeon filed Sep. 15, 2006 entitled Knob for Electronic Oven.
U.S. Appl. No. 29/266,198, Applicant: Kang-Doo Kim filed Sep. 15, 2006 entitled Knob for Electronic Oven.
U.S. Appl. No. 29/266,196, Applicant: Sei-II Jeon filed Sep. 15, 2006 entitled Electronic Oven.
U.S. Appl. No. 29/266,195, Applicant: Sei-II Jeon filed Sep. 15, 2006 entitled Electronic Oven.
U.S. Appl. No. 29/266,202, Applicant: Sei-II Jeon filed Sep. 15, 2006 entitled Electronic Oven.

(21) Appl. No.: **29/266,197**

(22) Filed: **Sep. 15, 2006**

(51) **LOC (8) Cl.** **07-02**

(52) **U.S. Cl.** **D7/402**

(58) **Field of Classification Search** D7/402-406,
D7/339-341, 346-351; D8/300-301, 306,
D8/315-320, 338, 352-353, DIG. 1; 16/110 R,
16/111 R, 412-415, 436, DIG. 18, DIG. 19;
126/39 R, 39 B, 19 R, 273 A
See application file for complete search history.

* cited by examiner

Primary Examiner—Louis S. Zarfes

Assistant Examiner—Mark Cavanna

(74) *Attorney, Agent, or Firm*—Flynn, Thiel, Boutell & Tanis, P.C.

(56) **References Cited**

U.S. PATENT DOCUMENTS

D190,266 S	*	5/1961	Watt	D8/DIG. 1
D218,619 S	*	9/1970	Young	D8/316
D266,122 S	*	9/1982	Haug	D8/316
D370,617 S	*	6/1996	Decursu et al.	D8/316
D400,424 S	*	11/1998	Lewis et al.	D8/316
D424,873 S	*	5/2000	Holbrook	D7/402
D449,215 S	*	10/2001	Bertani	D8/316
D471,403 S	*	3/2003	Jones et al.	D7/405
D488,699 S	*	4/2004	Jackovin	D8/316
D511,955 S	*	11/2005	Baldwin et al.	D8/301
D513,694 S	*	1/2006	Vitkauskas	D8/300
D516,406 S	*	3/2006	Brammer et al.	D8/300
D524,103 S	*	7/2006	Bradshaw	D7/405

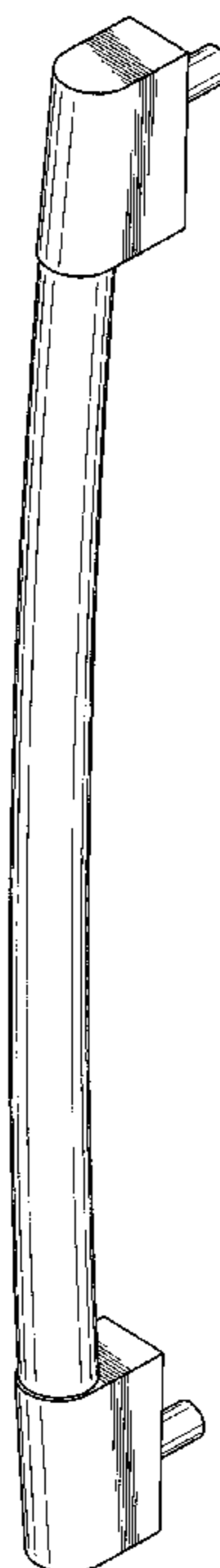
(57) **CLAIM**

The ornamental design for handle for electronic oven, as shown and described.

DESCRIPTION

FIG. 1 is a top front perspective view of a handle for electronic oven showing our new design;
FIG. 2 is a front elevational view thereof;
FIG. 3 is a rear elevational view thereof;
FIG. 4 is a left side elevational view, the right side being symmetrical thereof; and,
FIG. 5 is a top plan view, the bottom plan being symmetrical thereof.

1 Claim, 3 Drawing Sheets



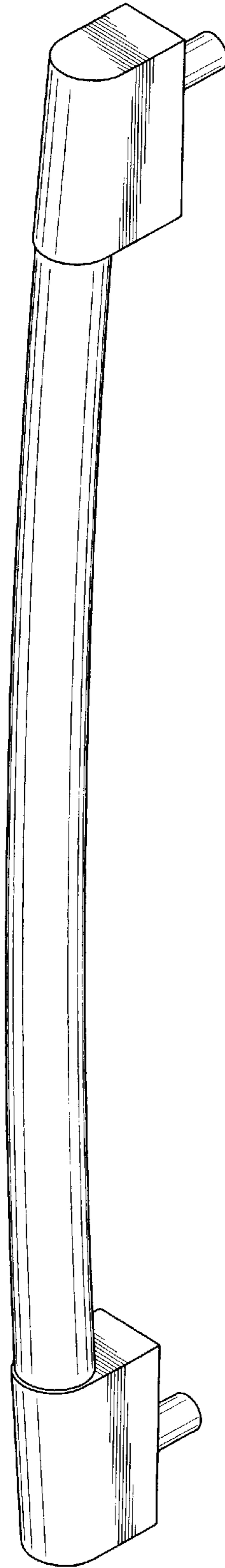


FIG. 1

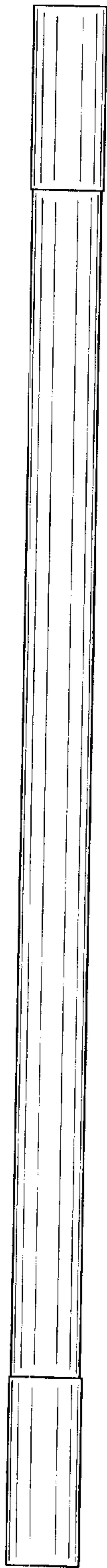


FIG. 2

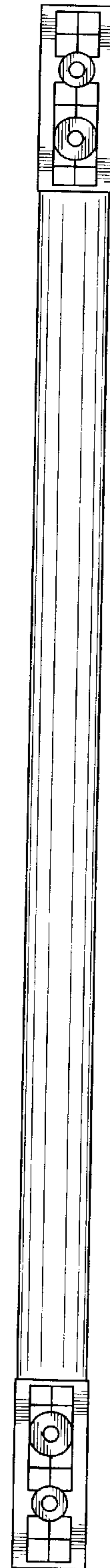


FIG. 3



FIG. 4



FIG. 5