

US00D542081S

(12) **United States Design Patent**  
**Picozza et al.**

(10) **Patent No.:** **US D542,081 S**

(45) **Date of Patent:** **\*\* May 8, 2007**

(54) **RICE COOKER**

(75) Inventors: **Augusto Picozza**, Boca Raton, FL  
(US); **Francisco Arrieta**, Weston, FL  
(US); **Channing Miller**, Pompano  
Beach, FL (US)

(73) Assignee: **Sunbeam Products, Inc.**, Boca Raton,  
FL (US)

(\*\*) Term: **14 Years**

(21) Appl. No.: **29/222,818**

(22) Filed: **Feb. 4, 2005**

(51) **LOC (8) Cl.** ..... **07-02**

(52) **U.S. Cl.** ..... **D7/354**

(58) **Field of Classification Search** ..... D7/323,  
D7/545, 354-361, 337; 219/429, 432, 438-442,  
219/401, 620, 621; 99/324-340, 357, 403-419;  
220/573.1, 912; 426/438, 441

See application file for complete search history.

(56) **References Cited**

**U.S. PATENT DOCUMENTS**

- D170,766 S \* 11/1953 Petertil ..... D7/360
- D172,552 S \* 7/1954 Perl et al. .... D7/360
- D233,397 S \* 10/1974 McCue ..... D7/360
- D300,598 S \* 4/1989 Ueda et al. .... D7/360
- D386,354 S \* 11/1997 Hoekstra ..... D7/360
- D427,483 S \* 7/2000 Geelen et al. .... D7/360

- D444,666 S \* 7/2001 Kalina et al. .... D7/360
- D445,298 S \* 7/2001 DeBord et al. .... D7/360
- D445,647 S \* 7/2001 Ciesko et al. .... D7/542
- D450,528 S \* 11/2001 Rossman ..... D7/360
- D495,559 S \* 9/2004 Vidal ..... D7/538
- 6,987,247 B2 \* 1/2006 Schaffeld et al. .... 219/438
- D532,250 S \* 11/2006 Roussard ..... D7/358

**FOREIGN PATENT DOCUMENTS**

GB 3007226 \* 4/2002

\* cited by examiner

*Primary Examiner*—Cathron C. Brooks

*Assistant Examiner*—Ricky Pham

(74) *Attorney, Agent, or Firm*—Lawrence J. Shurupoff

(57) **CLAIM**


The ornamental design for a rice cooker, as shown and described.

**DESCRIPTION**

FIG. 1 is a right front top perspective view of a rice cooker; FIG. 2 is a left side elevational view thereof; FIG. 3 is a front elevational view thereof; FIG. 4 is a right side elevational view thereof; FIG. 5 is a rear elevational view thereof; and, FIG. 6 is a top plan view thereof.

The broken lines shown in the drawings are for illustrative purposes only and form no part of the claimed design.

**1 Claim, 6 Drawing Sheets**






FIG 1

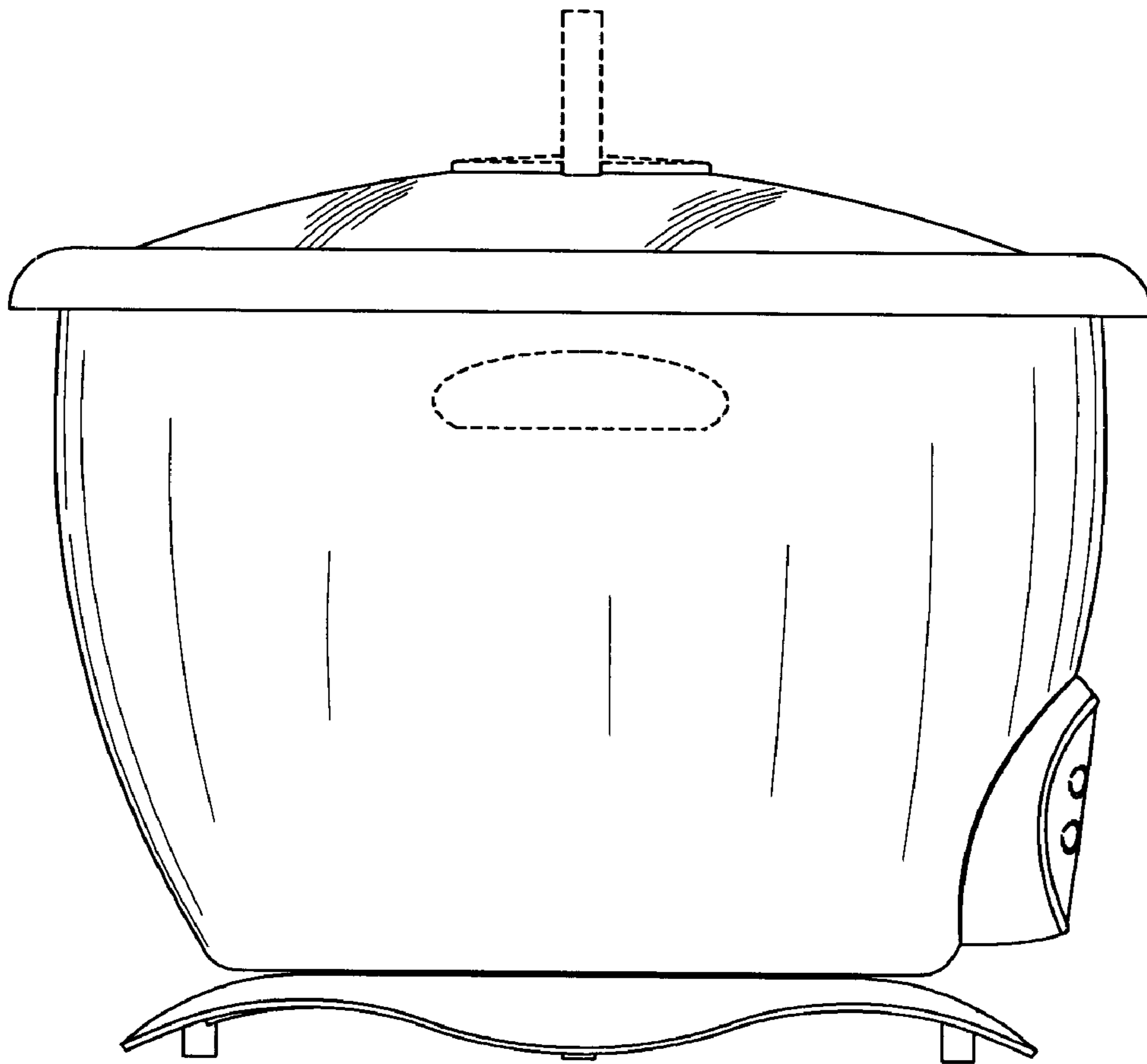


FIG 2




FIG 3

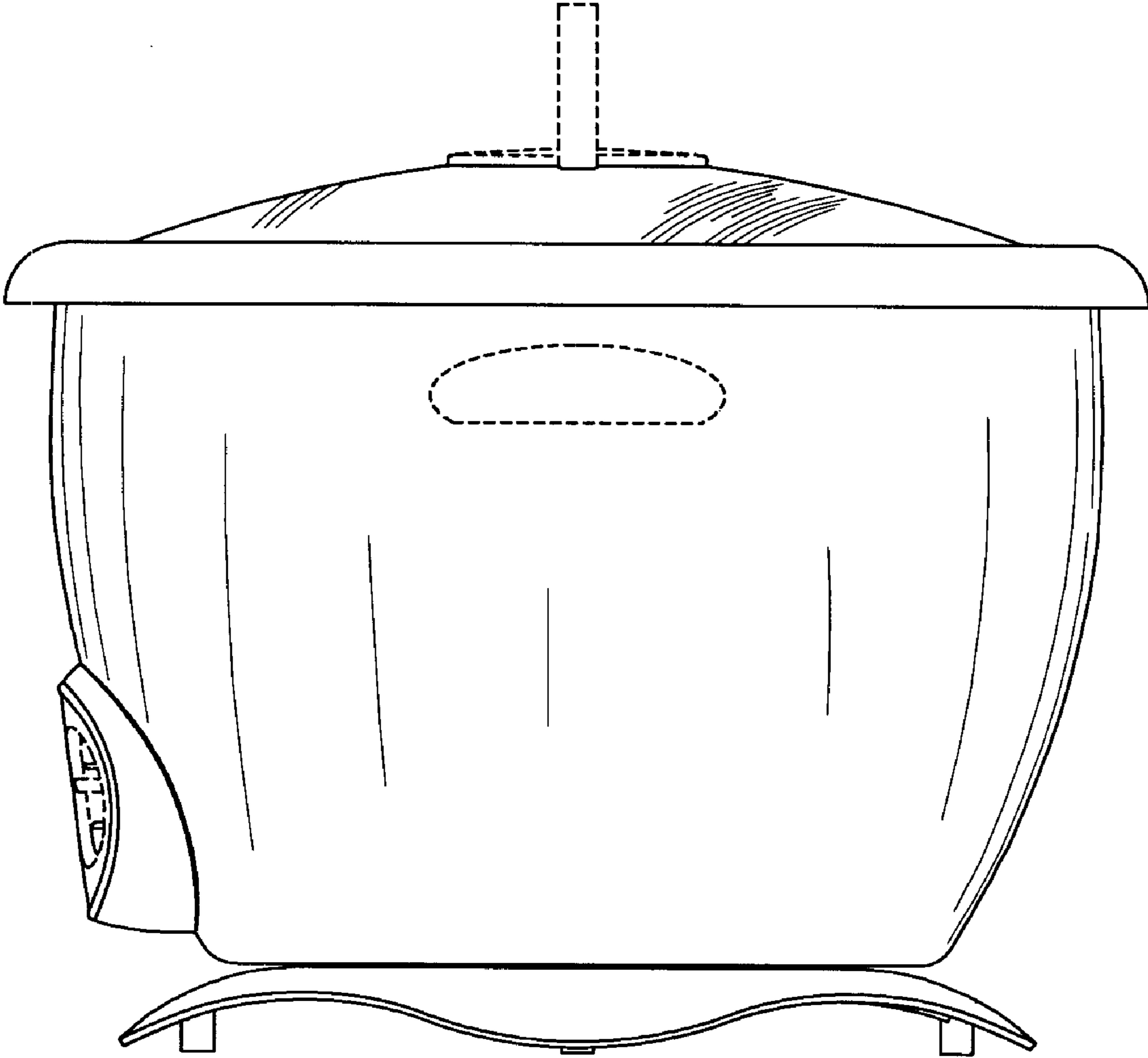


FIG 4




FIG 5

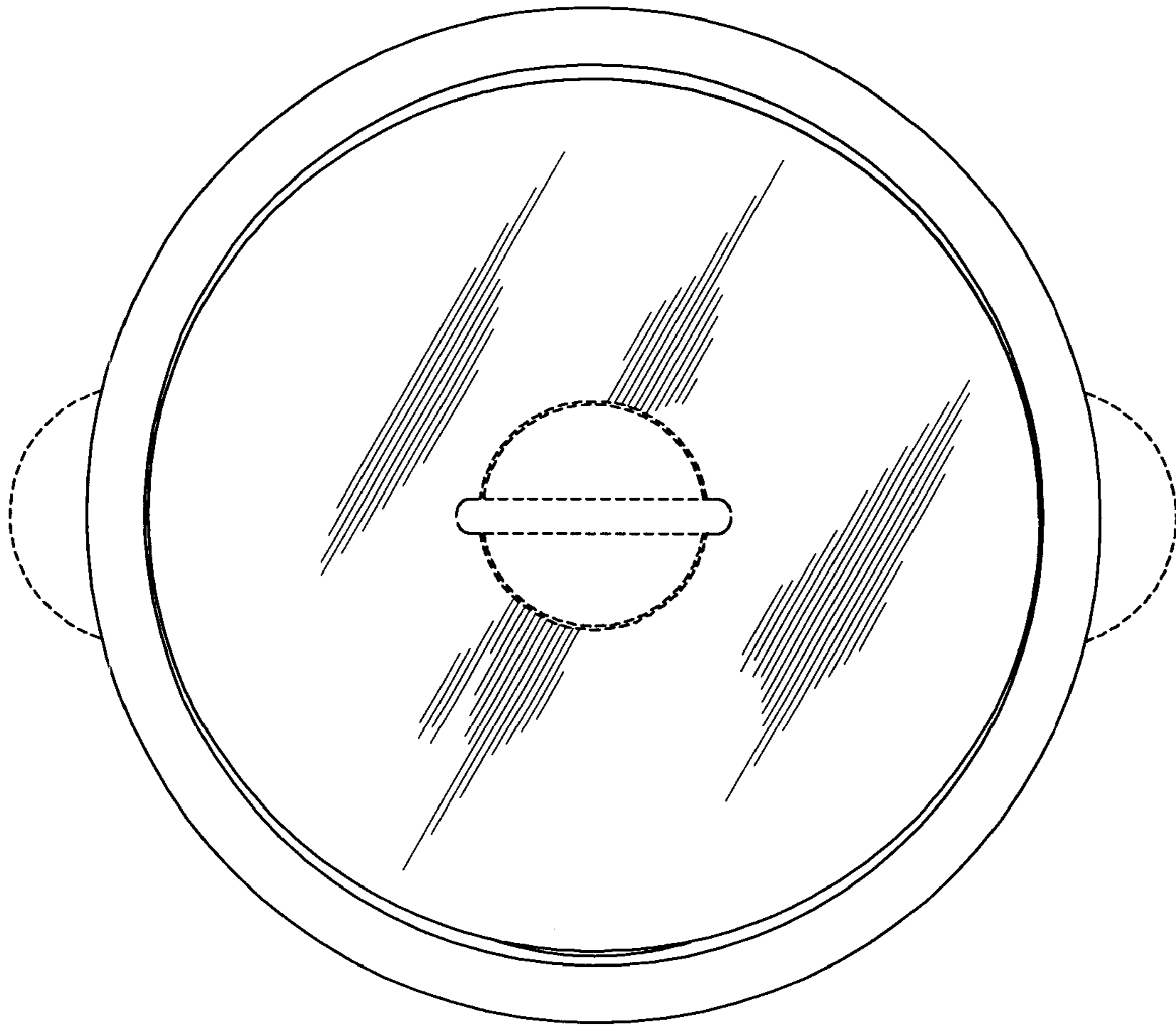


FIG 6