

US00D542078S

(12) **United States Design Patent**  
**Bodum**

(10) **Patent No.:** **US D542,078 S**

(45) **Date of Patent:** **\*\* May 8, 2007**

(54) **COFFEE MAKER**

(75) Inventor: **Jorgen Bodum**, Niklausen (CH)

(73) Assignee: **Pi-Design AG**, Triengen (CH)

(\*\*) Term: **14 Years**

(21) Appl. No.: **29/223,286**

(22) Filed: **Feb. 11, 2005**

(30) **Foreign Application Priority Data**

Aug. 13, 2004 (DK) ..... DA 2004 00246

(51) **LOC (8) Cl.** ..... **07-01**

(52) **U.S. Cl.** ..... **D7/319; D7/317**

(58) **Field of Classification Search** ..... D7/600,  
D7/319, 318, 317, 316, 300; 219/689; 99/306,  
99/267, 299, 323.3, 285; 220/759, 278, 755,  
220/719, 718; 222/465.1, 475.1

See application file for complete search history.

(56) **References Cited**

**U.S. PATENT DOCUMENTS**

D316,206 S	*	4/1991	Daenen et al.	.....	D7/317
D343,333 S	*	1/1994	Jorgensen	.....	D7/317
5,281,785 A	*	1/1994	Pasbrig	.....	219/689
D348,586 S	*	7/1994	Menegozzo	.....	D7/318
D372,627 S	*	8/1996	Ireland	.....	D7/319
D377,132 S	*	1/1997	J ørgensen	.....	D7/318
D388,275 S	*	12/1997	Joergensen	.....	D7/319

D403,200 S	*	12/1998	Joergensen	.....	D7/317
D405,642 S	*	2/1999	Toriba	.....	D7/319
D448,602 S	*	10/2001	Bodum	.....	D7/319
D457,377 S	*	5/2002	J ørgensen	.....	D7/319
D475,252 S	*	6/2003	Lynd	.....	D7/622
D488,235 S	*	4/2004	Allison	.....	D25/59
D493,070 S	*	7/2004	Worthy	.....	D7/600
D493,662 S	*	8/2004	Bodum	.....	D7/219
D494,803 S	*	8/2004	Bodum	.....	D7/319
D498,638 S	*	11/2004	Morrison	.....	D7/319
D500,626 S	*	1/2005	Ranzoni	.....	D7/317

\* cited by examiner

*Primary Examiner*—M. N. Pandozzi

(74) *Attorney, Agent, or Firm*—Cowan, Liebowitz & Latman, PC

(57) **CLAIM**

The ornamental design for a coffee maker, as shown and described.

**DESCRIPTION**

FIG. 1 is a perspective view of the coffee maker showing my design thereof;

FIG. 2 is a front view thereof;

FIG. 3 is a rear view thereof;


FIG. 4 is a right side view thereof;

FIG. 5 is a left side view thereof;

FIG. 6 is a top view thereof; and,

FIG. 7 is a bottom view thereof.

**1 Claim, 6 Drawing Sheets**






FIG. 1

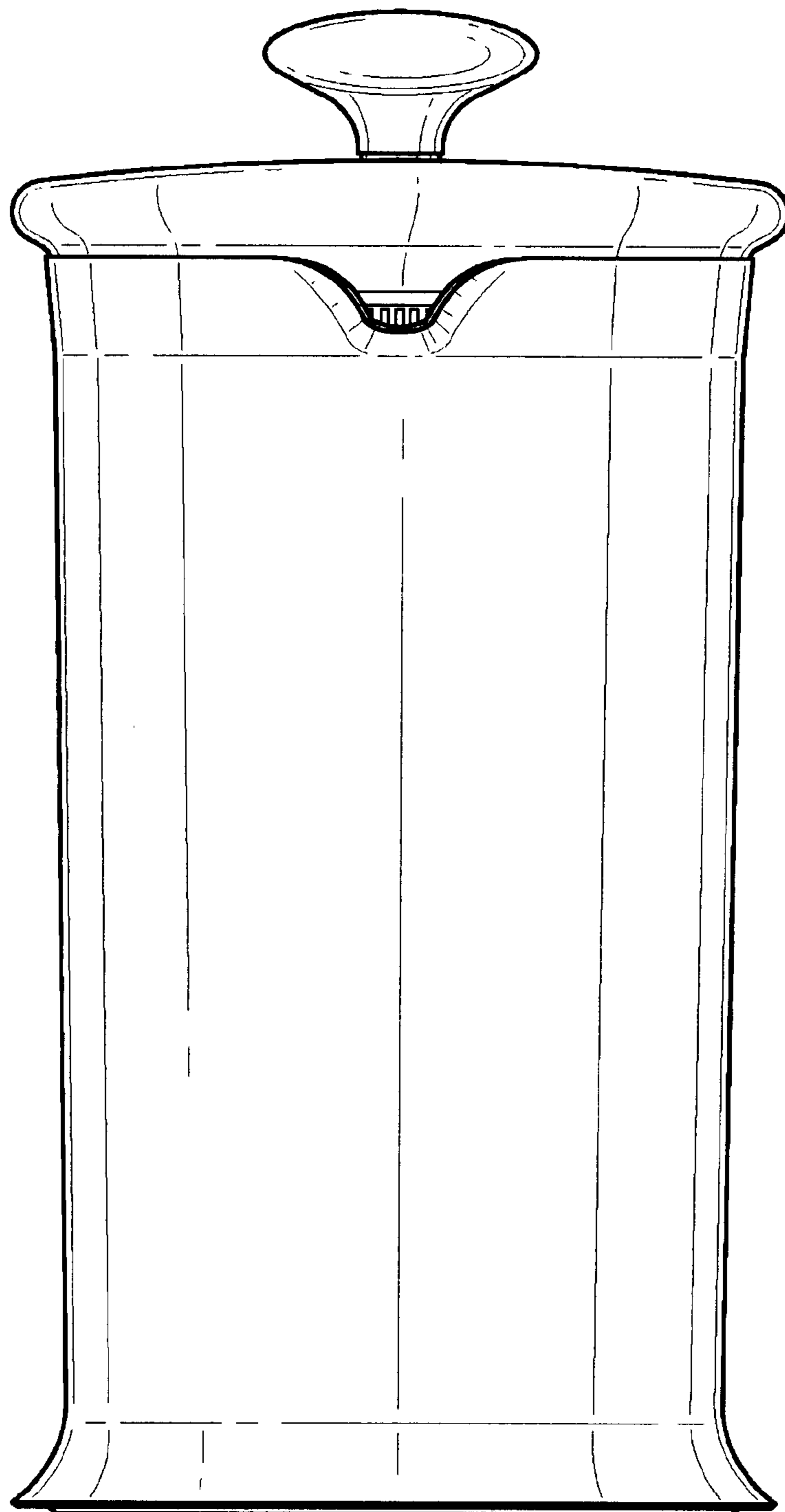


FIG. 2

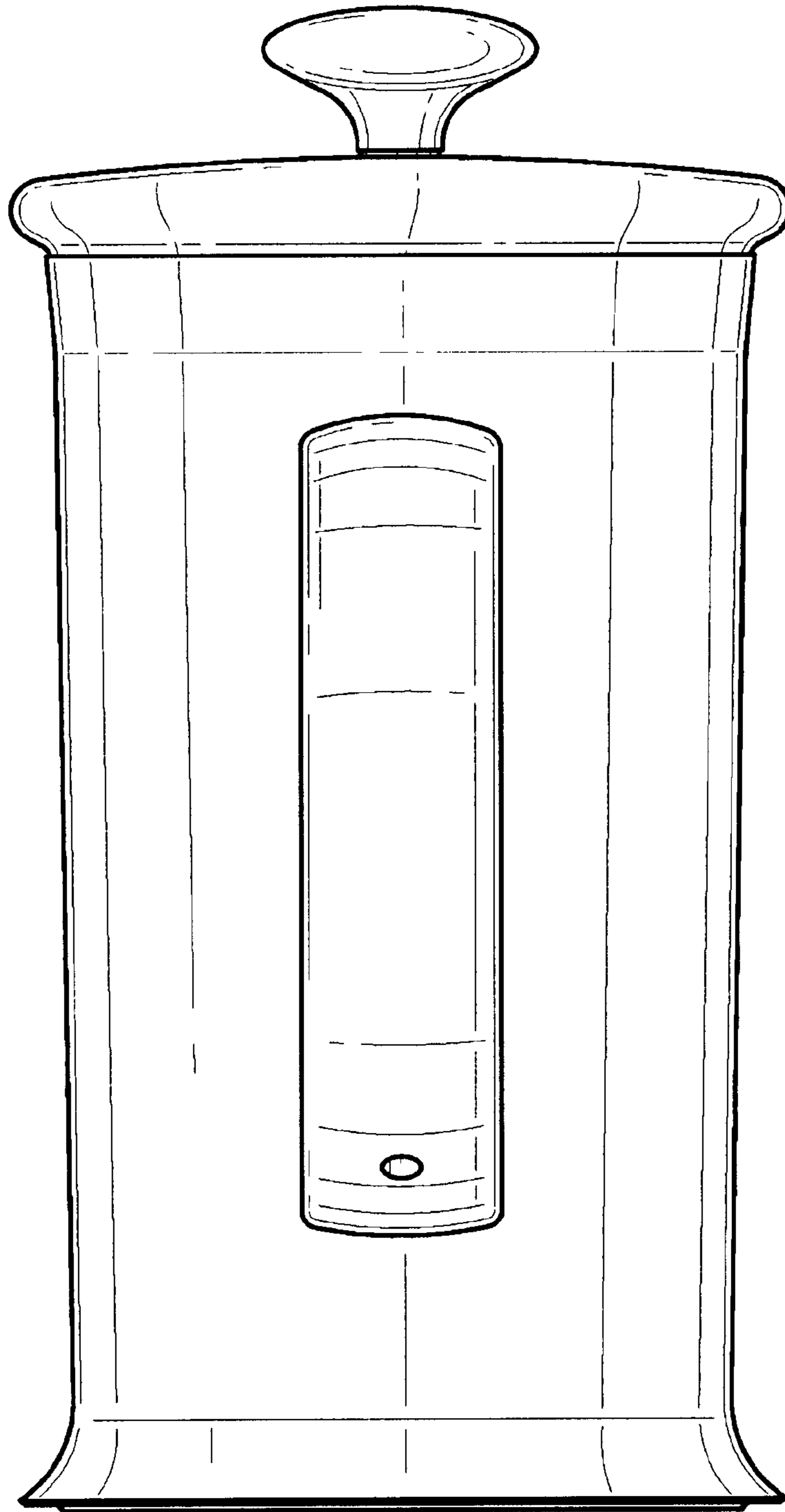


FIG. 3




FIG. 4




FIG. 5

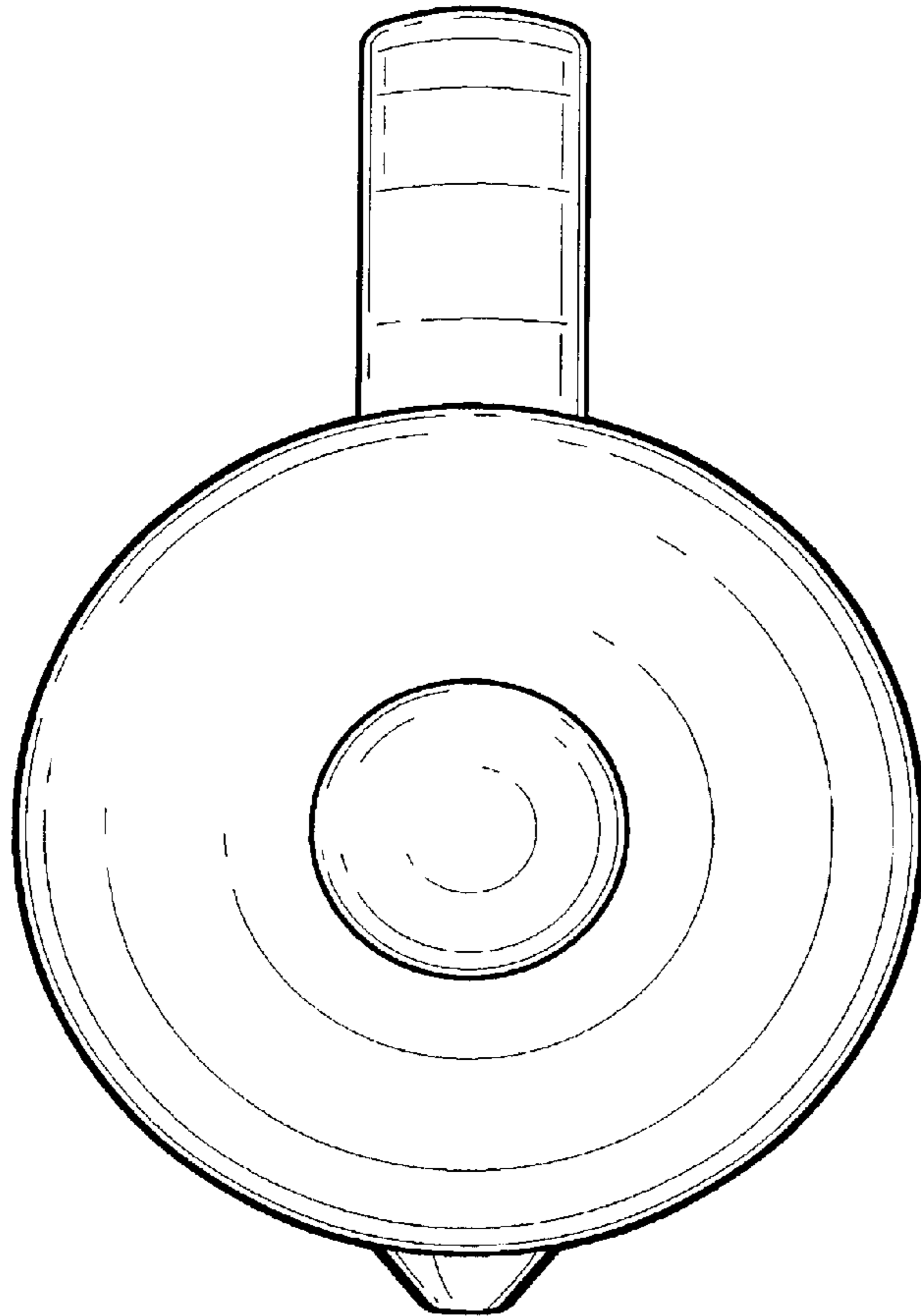


FIG. 6

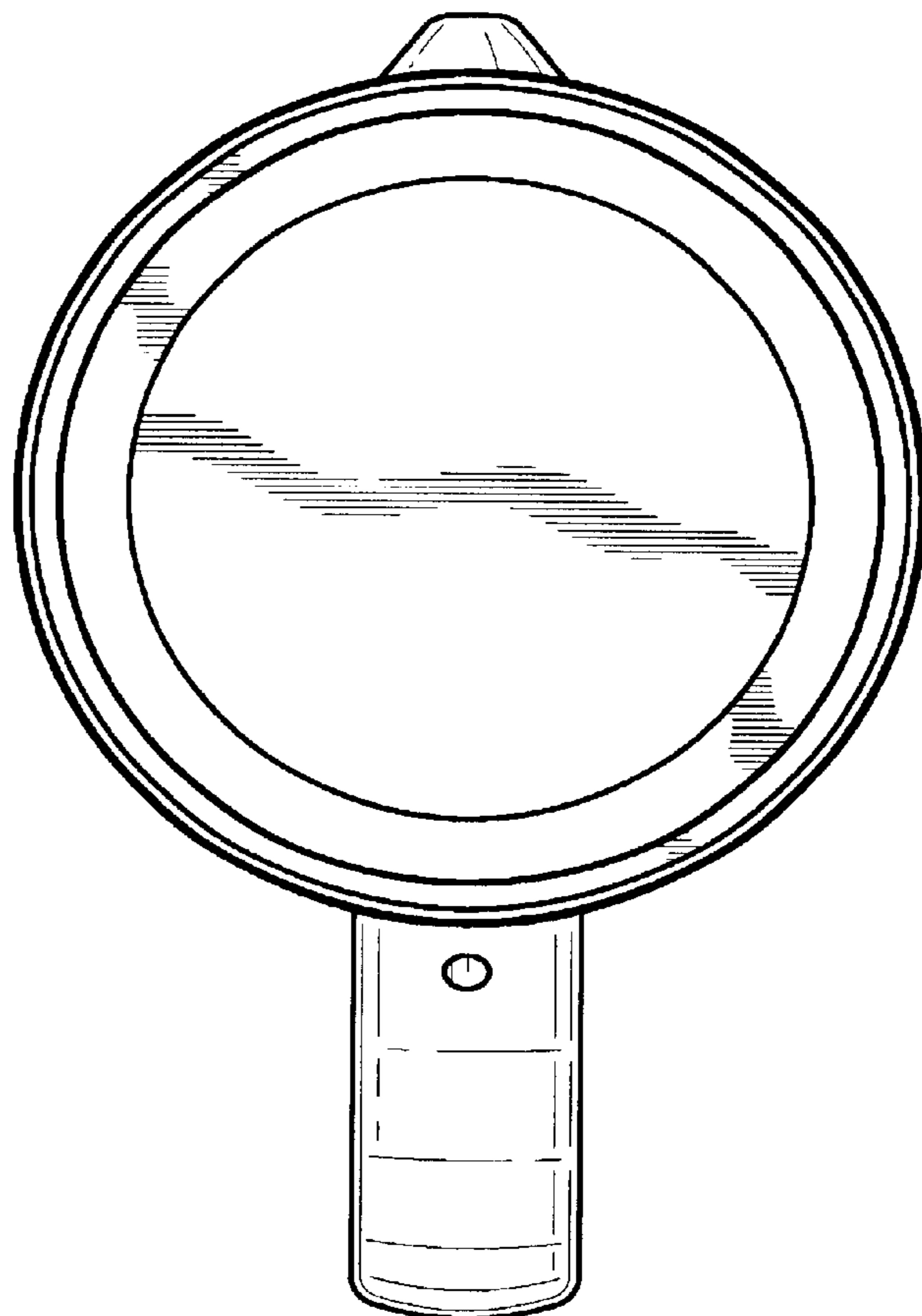


FIG. 7