



US00D542076S

(12) **United States Design Patent**
Refahzadeh

(10) **Patent No.:** **US D542,076 S**

(45) **Date of Patent:** **** May 8, 2007**

(54) **SMALL FOLIAGE INSPIRED TRAY LINER**

(75) **Inventor:** **Babak Refahzadeh**, Los Angeles, CA
(US)

(73) **Assignee:** **Prac Solutions, Inc.**, Los Angeles, CA
(US)

(**) **Term:** **14 Years**

(21) **Appl. No.:** **29/260,856**

(22) **Filed:** **Jun. 1, 2006**

(51) **LOC (8) Cl.** **06-13**

(52) **U.S. Cl.** **D6/616; D6/614**

(58) **Field of Classification Search** D6/610-625,
D6/329, 596, 592, 603-5; D2/826, 500-8
See application file for complete search history.

(56) **References Cited**

U.S. PATENT DOCUMENTS

- D169,280 S * 4/1953 Neumann D2/507
- D174,814 S * 5/1955 Herzman D2/507
- D205,206 S * 7/1966 Stengel D6/616

- D213,083 S * 12/1968 Lobar D6/613
- D312,548 S * 12/1990 Sewak D6/614
- D348,140 S * 6/1994 Drayson et al. D2/503
- D366,176 S * 1/1996 Gish D6/601

* cited by examiner

Primary Examiner—Louis S. Zarfes

Assistant Examiner—Susan E. Krakower

(74) *Attorney, Agent, or Firm*—Century IP Group, Inc.; F. Jason Far-hadian, Esq.


(57) **CLAIM**

The ornamental design for a small foliage inspired tray liner, as shown and described.

DESCRIPTION

FIG. 1 is a top perspective view of a small foliage inspired tray liner showing my new design; and, FIG. 2 is a front planar view thereof; and, FIG. 3 is a rear planar view thereof. The broken lines are for illustrative purposes only and form no part of the claimed design.

1 Claim, 3 Drawing Sheets






FIG. 1




FIG. 2




FIG. 3