



US00D542070S

(12) **United States Design Patent**  
**Richardson**

(10) **Patent No.:** **US D542,070 S**

(45) **Date of Patent:** **\*\* May 8, 2007**

(54) **SNOW-MELTING CARPET**

(76) Inventor: **Lonny J. Richardson**, 3180 Exacta La.,  
Apt. 306, Raleigh, NC (US) 27613

(\*\*) Term: **14 Years**

(21) Appl. No.: **29/243,875**

(22) Filed: **Dec. 2, 2005**

(51) **LOC (8) Cl.** ..... **06-11**

(52) **U.S. Cl.** ..... **D6/583**

(58) **Field of Classification Search** ..... D6/583-595,  
D6/604; D12/203; D5/7; 99/425; 112/410;  
219/213

See application file for complete search history.

(56) **References Cited**

**U.S. PATENT DOCUMENTS**

38,238	A	*	4/1863	Whisler	.....	99/425
1,569,934	A		1/1926	Izzo		
3,105,134	A		9/1963	Liu		
4,646,818	A		3/1987	Ervin, Jr.		
4,967,057	A		10/1990	Bayless et al.		
5,120,158	A		6/1992	Husu		
D406,000	S	*	2/1999	Hartranft	.....	D6/583
6,211,493	B1	*	4/2001	Bouman	.....	219/213
6,278,085	B1	*	8/2001	Abukasm	.....	219/213
D478,451	S	*	8/2003	Bergen	.....	D6/583
D517,465	S	*	3/2006	Hussaini et al.	.....	D12/203

\* cited by examiner

*Primary Examiner*—T. Chase Nelson

*Assistant Examiner*—Barbara Blanton Lohr

(74) *Attorney, Agent, or Firm*—Donald R. Schoonover

(57) **CLAIM**

I claim the ornamental design for a snow-melting carpet, as shown and described.

**DESCRIPTION**

FIG. 1 is a perspective view of a snow-melting carpet showing my new design;

FIG. 2 is a top plan view thereof;

FIG. 3 is a side elevational view thereof;

FIG. 4 is a side elevational view of the opposing side thereof;

FIG. 5 is a bottom plan view thereof;

FIG. 6 is an end elevational view thereof;

FIG. 7 is an elevational view of the opposing end thereof; and,

FIG. 8 is a reduced scale, partial perspective view showing the snow-melting carpet in use, it being understood that the power cord is not fully shown in this view. The broken lines depict environmental structure, as well as the point at which the power cord is broken away, for illustrative purposes only and form no part of the claimed design.

**1 Claim, 3 Drawing Sheets**

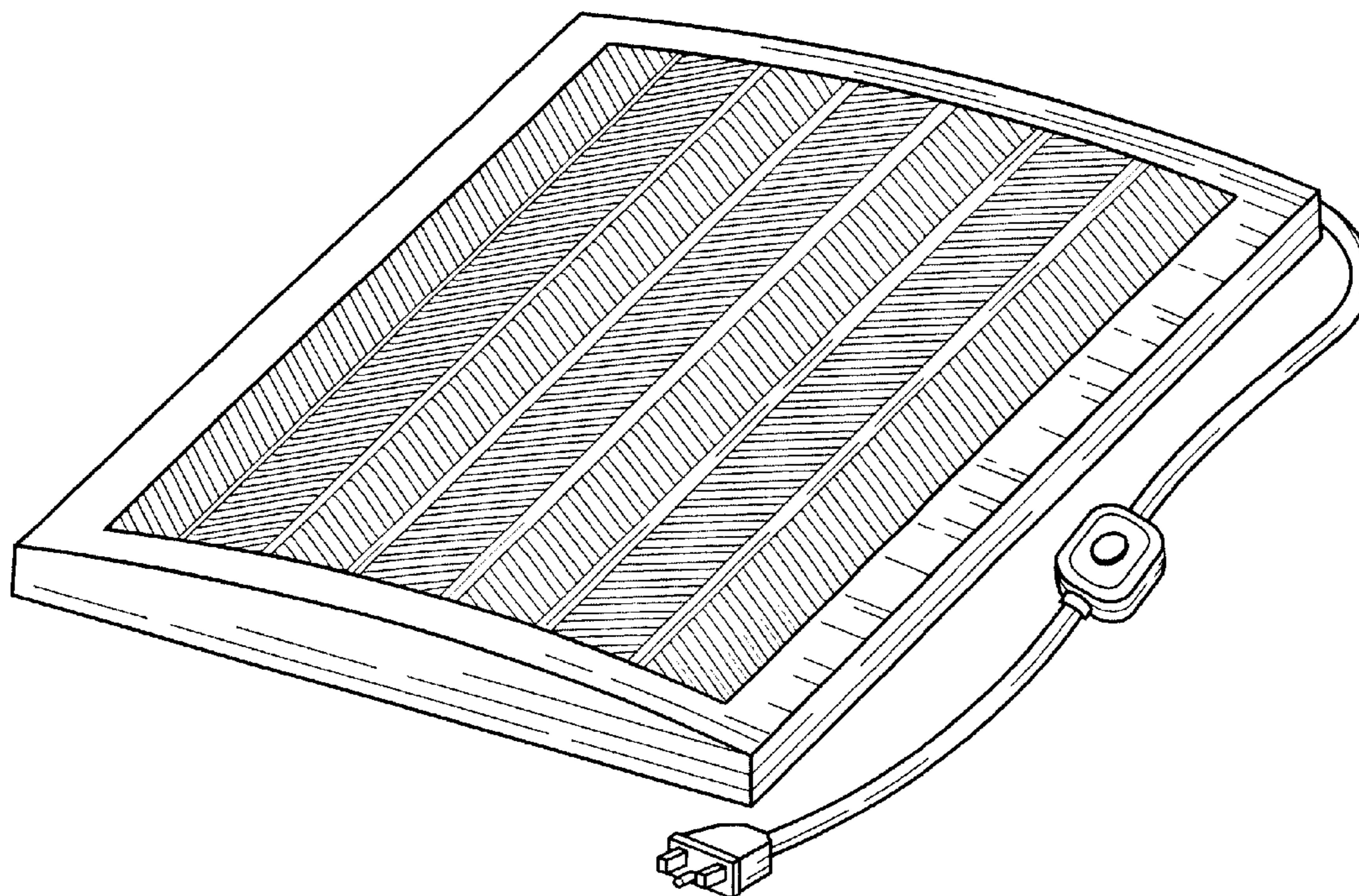




Fig. 1

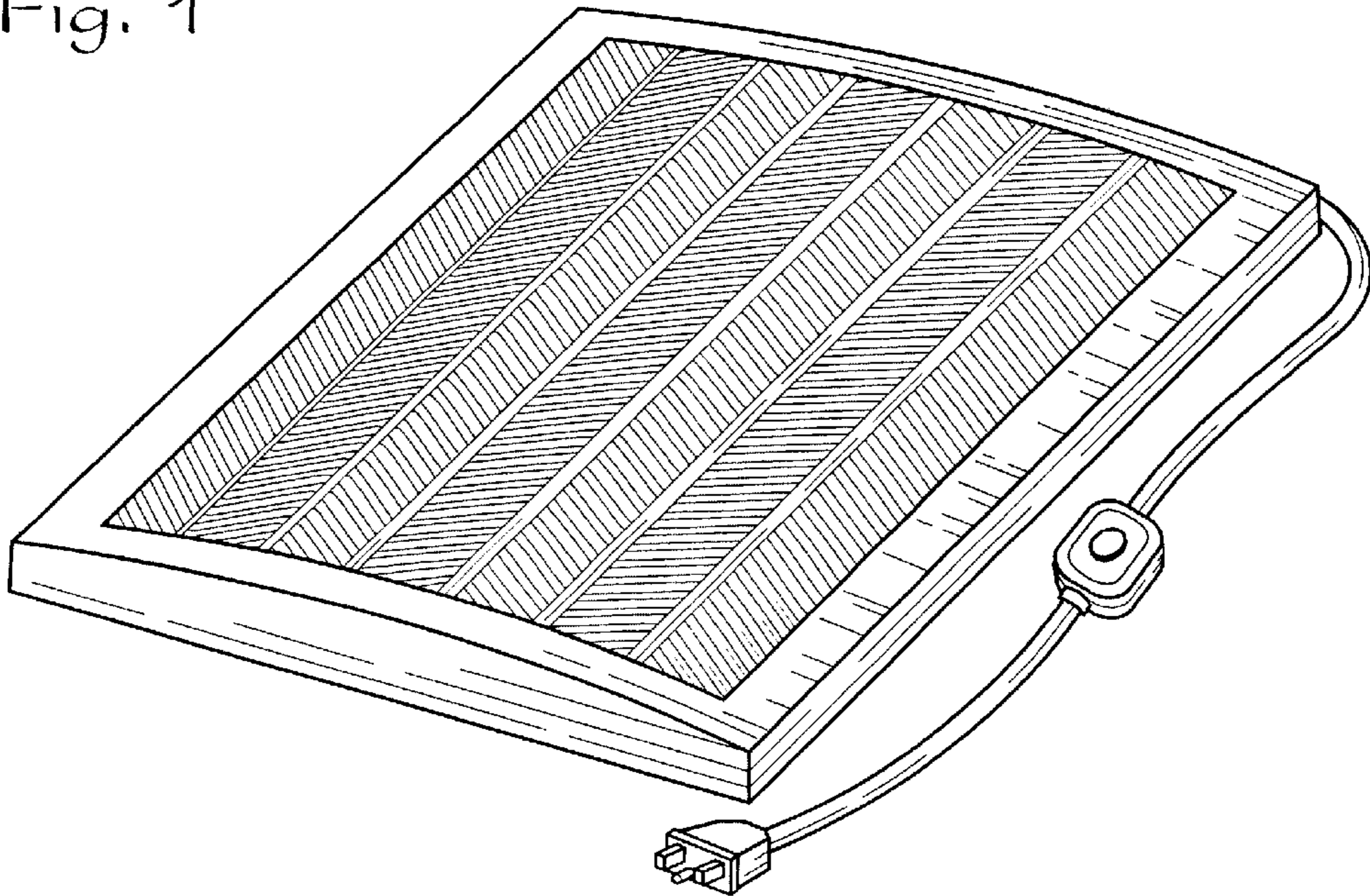


Fig. 2

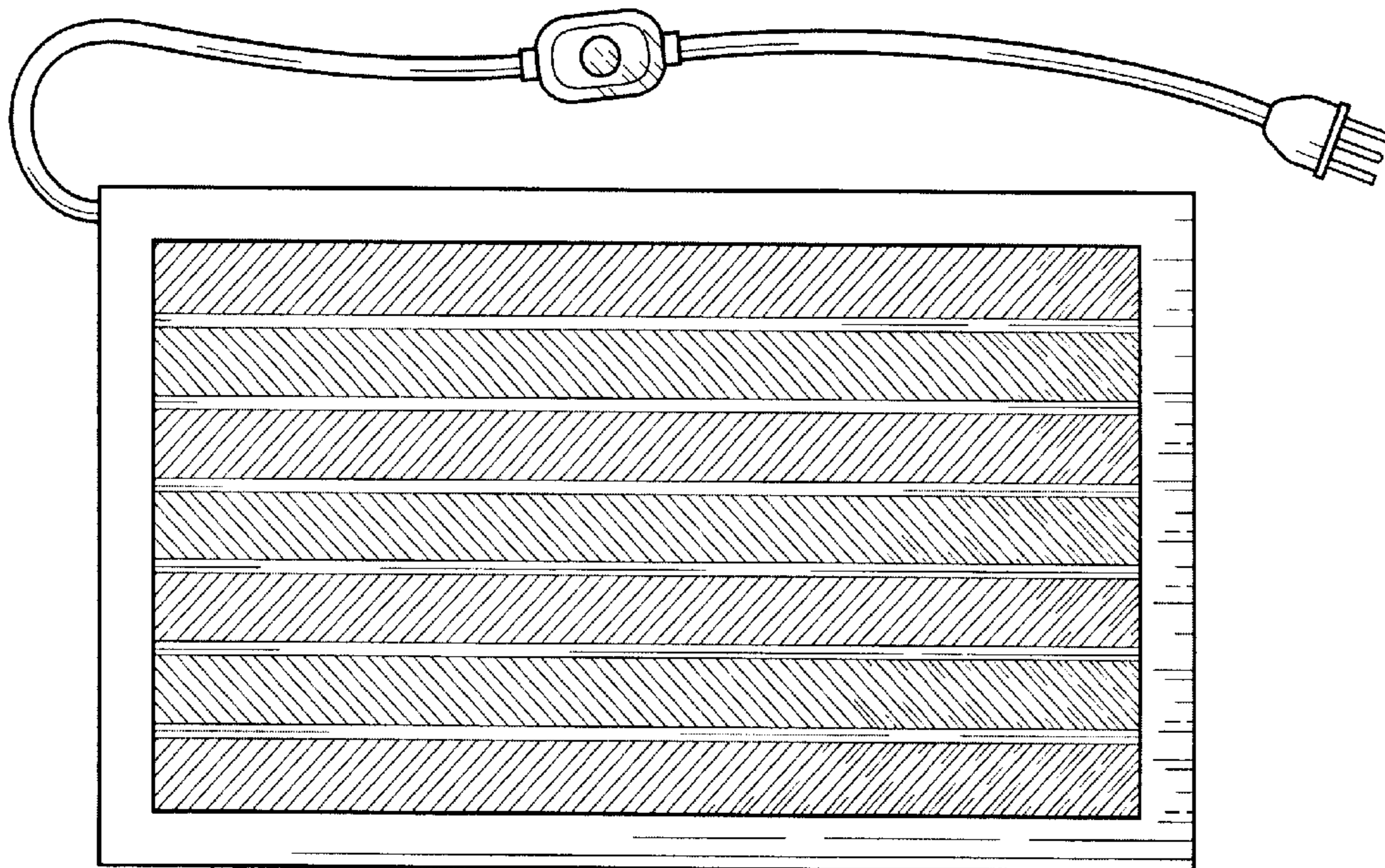


Fig. 3

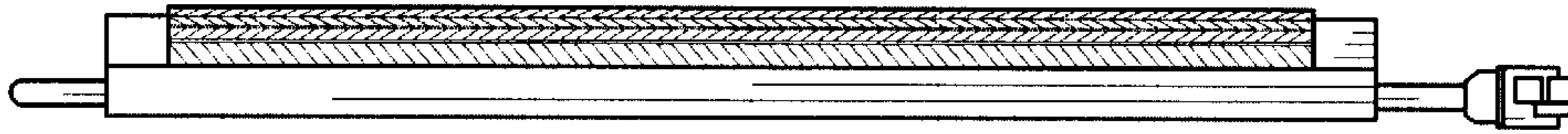


Fig. 4

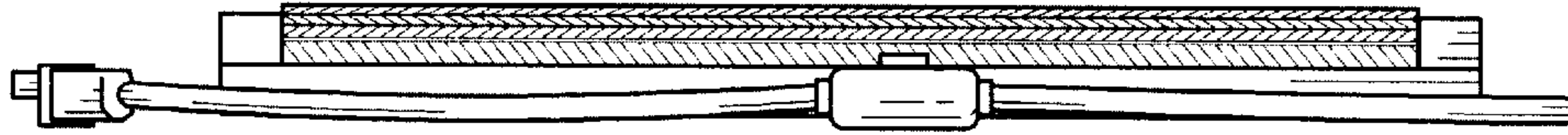


Fig. 5

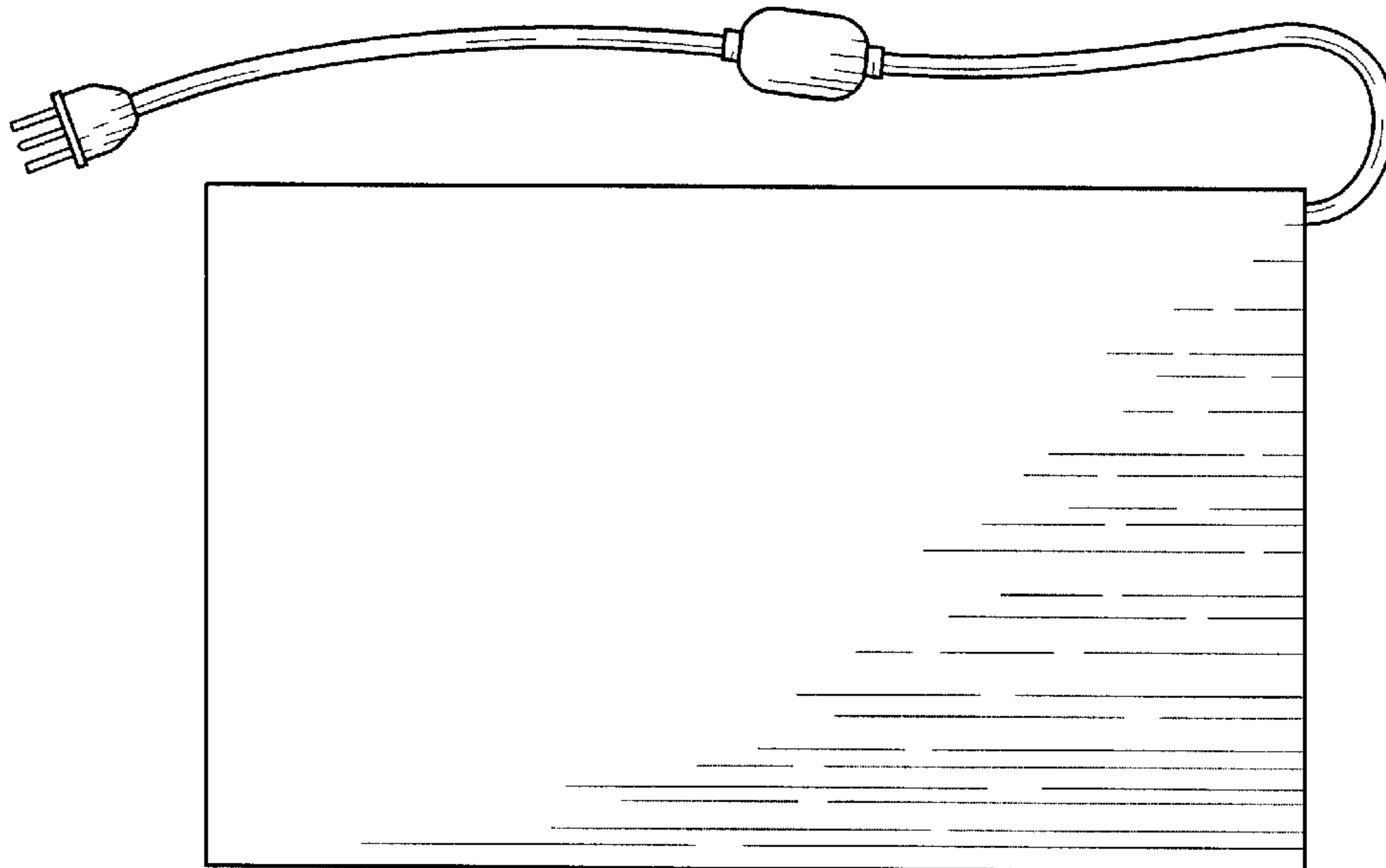


Fig. 6




Fig. 7

Fig. 8

