



US00D542064S

(12) **United States Design Patent**
Hosey

(10) **Patent No.:** **US D542,064 S**

(45) **Date of Patent:** **** May 8, 2007**

(54) **DENTAL CHAIR BACK**

(75) Inventor: **David P. Hosey**, Minster, OH (US)

(73) Assignee: **Midmark Corporation**, Versailles, OH (US)

(**) Term: **14 Years**

(21) Appl. No.: **29/225,452**

(22) Filed: **Mar. 16, 2005**

(51) **LOC (8) Cl.** **06-01**

(52) **U.S. Cl.** **D6/502**

(58) **Field of Classification Search** D6/334,
D6/336, 356, 360, 361, 367, 368, 379, 500-502;
D24/178; 297/316, 330, 344.15, 344.17,
297/423.1, 452.34, 452.35

See application file for complete search history.

(56) **References Cited**

U.S. PATENT DOCUMENTS

3,230,320	A	*	1/1966	Kerr	381/388
5,131,717	A	*	7/1992	Kaminiski et al.	297/316
D347,946	S	*	6/1994	Nordstrom et al.	D6/367
D351,742	S	*	10/1994	Phleps et al.	D6/367
5,395,160	A		3/1995	Krebs et al.	297/411.2
5,411,316	A	*	5/1995	Lovegrove et al.	297/452.15
D361,438	S	*	8/1995	Spencer et al.	D6/367
D378,961	S	*	4/1997	Nordstrom et al.	D6/367

D384,154	S		9/1997	Malmen et al.	D24/178
D462,189	S	*	9/2002	Brockway et al.	D6/367
6,802,564	B2	*	10/2004	Brockway et al.	297/330

* cited by examiner

Primary Examiner—Robert M. Spear

Assistant Examiner—Katrina A. Kile

(74) *Attorney, Agent, or Firm*—Wood, Herron & Evans, LLP

(57) **CLAIM**

The ornamental design for a dental chair back, as shown and described.

DESCRIPTION

FIG. 1 is a perspective view of a dental chair back incorporating the design of my new invention, with portions of the base and seat of a chair with which the back is associated shown for purposes of orientation in phantom outline;

FIG. 2 is a front elevational view thereof;

FIG. 3 is a side view thereof, the other side being a mirror image thereof;

FIG. 4 is a back view thereof;

FIG. 5 is a top view thereof; and,

FIG. 6 is a bottom view thereof.

The features of the dental chair back shown in phantom lines are not claimed.

1 Claim, 2 Drawing Sheets

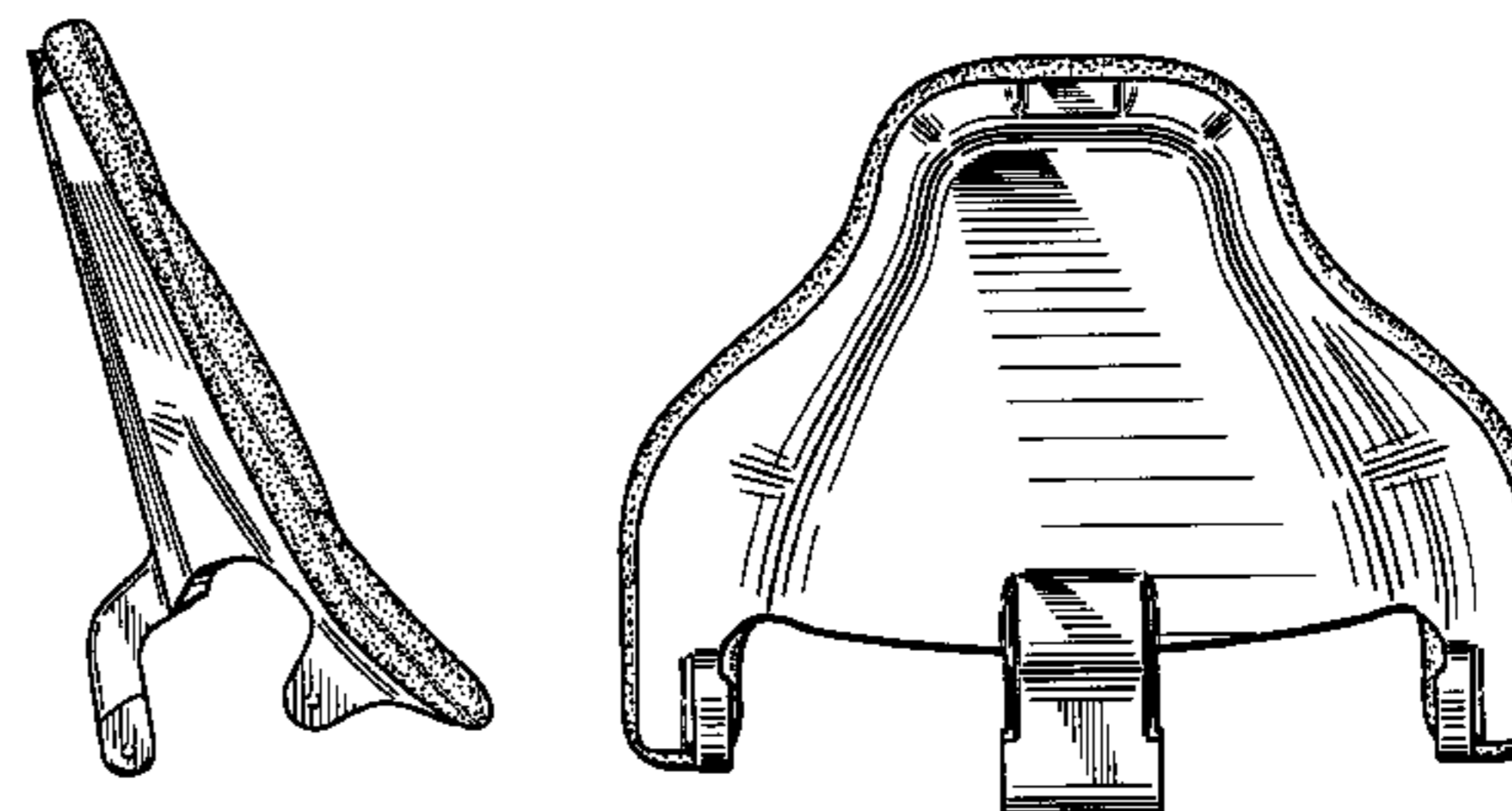




FIG. 1

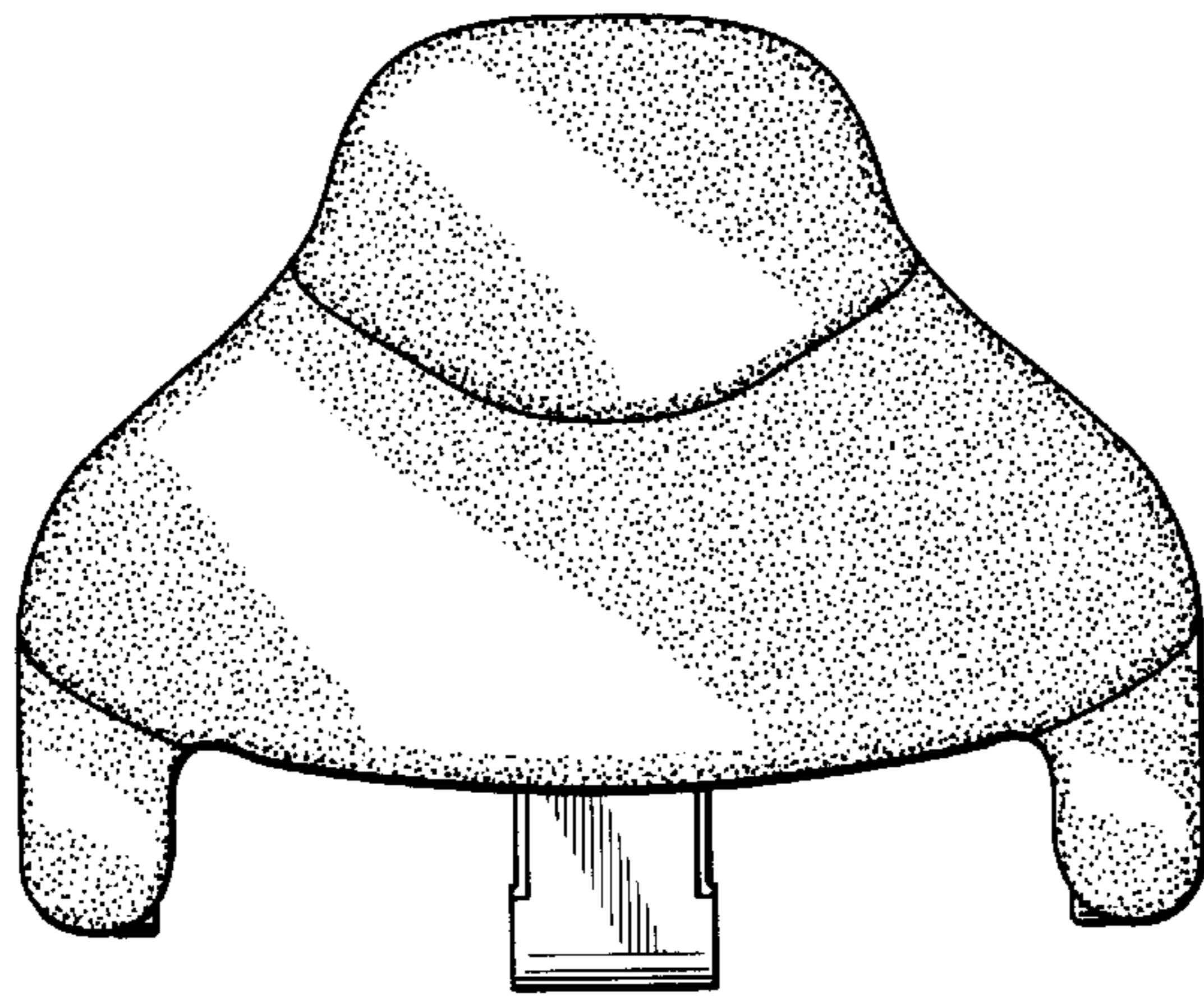


FIG. 2

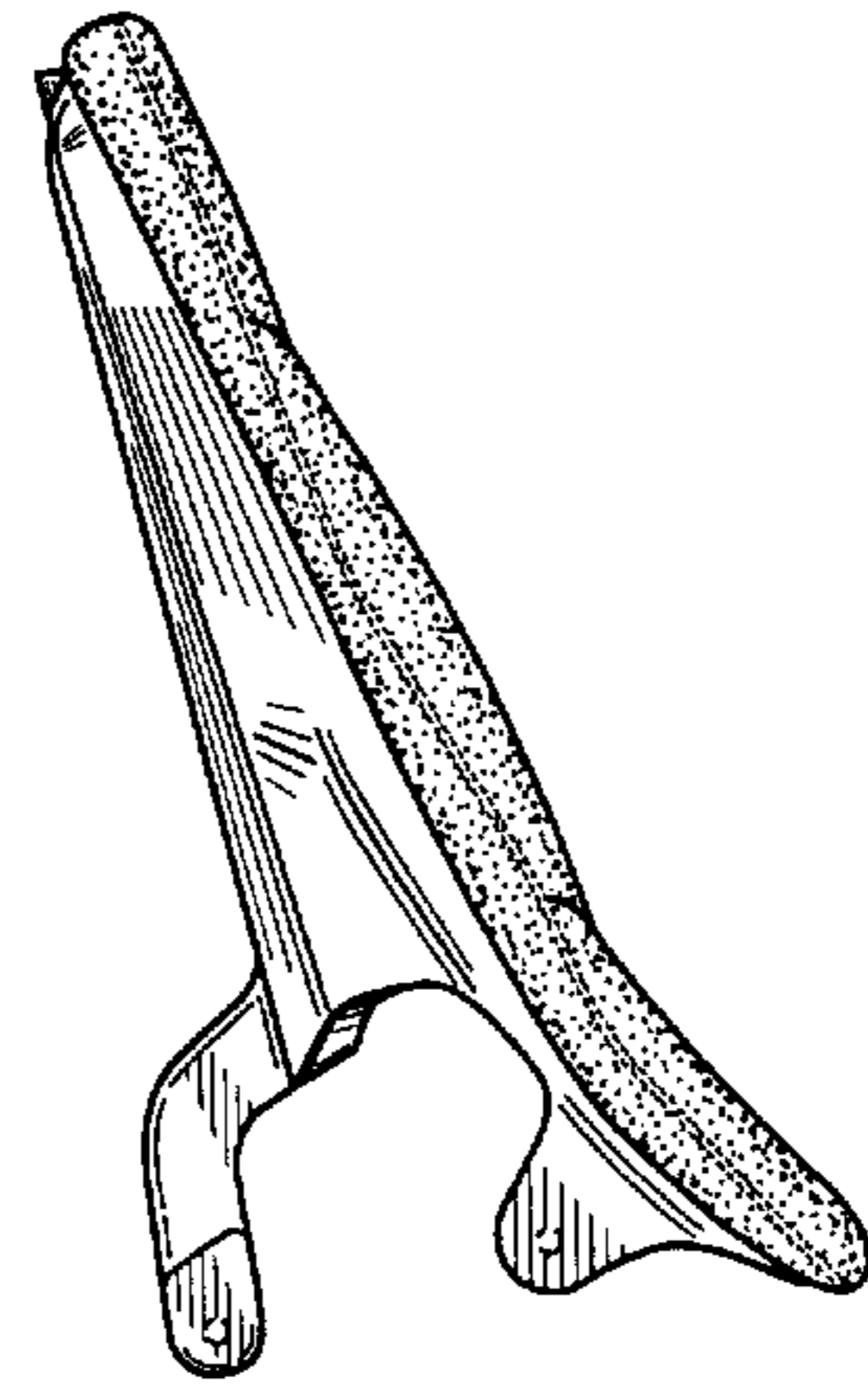


FIG. 3




FIG. 4

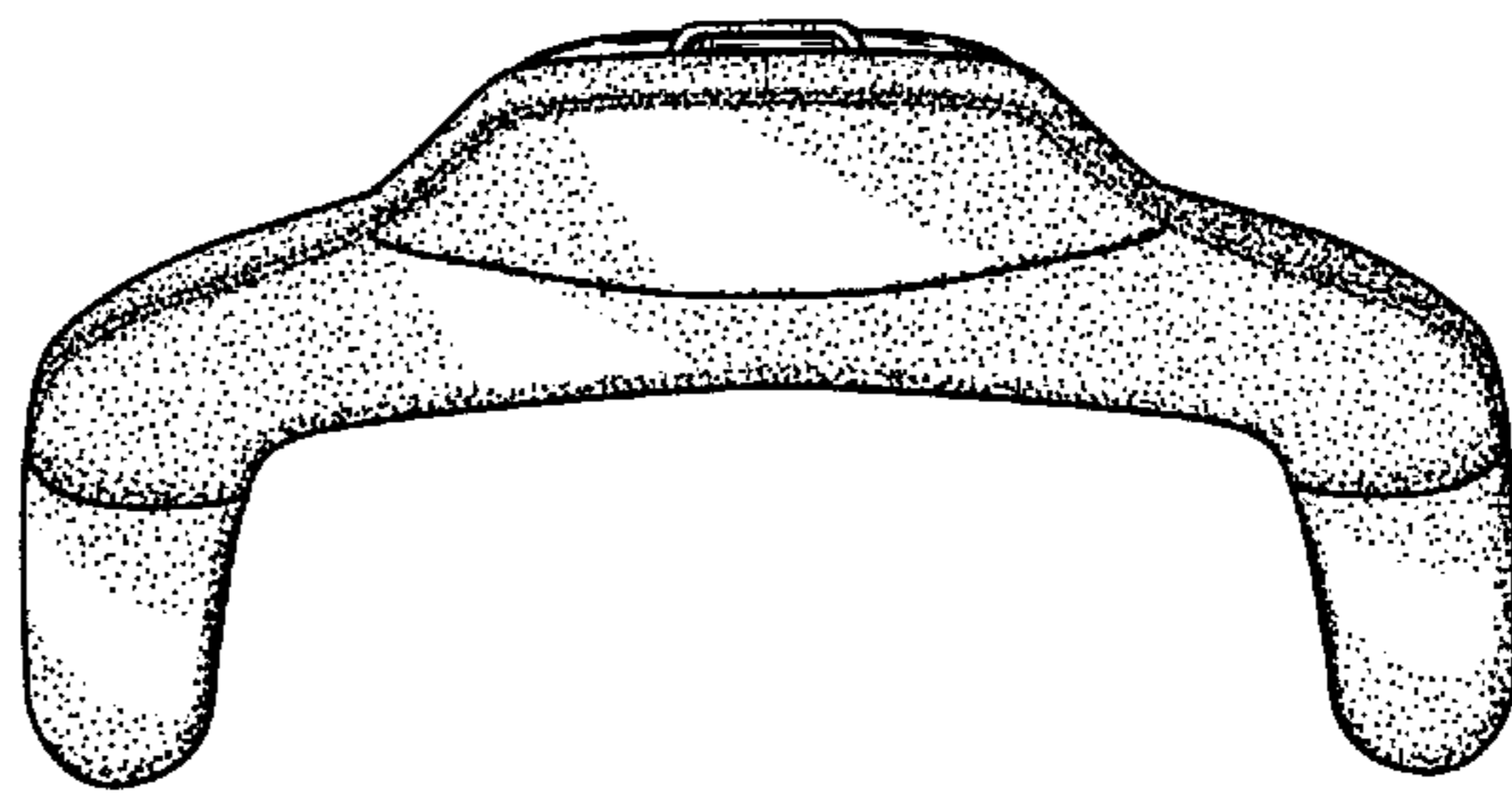


FIG. 5

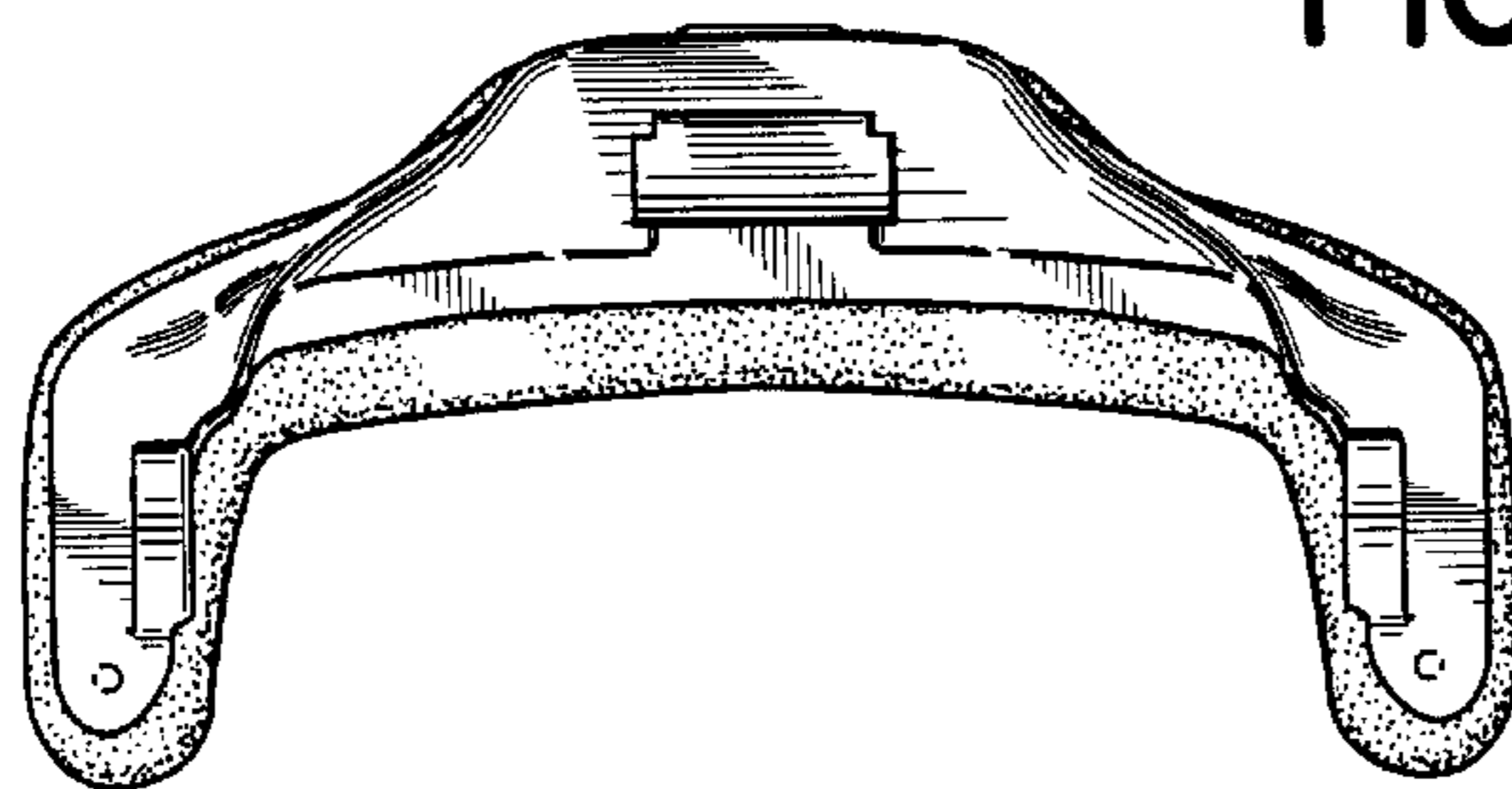


FIG. 6