

US00D542062S

(12) **United States Design Patent**  
**Harrison**

(10) **Patent No.:** **US D542,062 S**

(45) **Date of Patent:** **\*\* May 8, 2007**

(54) **LEG ASSEMBLY FOR FURNITURE**

(76) **Inventor:** **Christopher Guy Harrison, Jr.**, Raya  
Kudu, Karangroto, Km 1.3, Semarang  
50117, Central Java (ID)

(\*\*) **Term:** **14 Years**

(21) **Appl. No.:** **29/221,313**

(22) **Filed:** **Jan. 12, 2005**

(51) **LOC (8) Cl.** ..... **06-01**

(52) **U.S. Cl.** ..... **D6/500**

(58) **Field of Classification Search** ..... D6/500,  
D6/334, 335-336, 363, 367-368, 374, 377,  
D6/379-380, 495-499, 501-502; 108/150,  
108/156, 160; 248/164, 188, 188.1, 188.7,  
248/188.8; 297/16.1, 18, 56, 451.2, 446.2,  
297/447.4, 449.1, 451.3

See application file for complete search history.

(56) **References Cited**

**U.S. PATENT DOCUMENTS**

264,458	A	*	9/1882	Johnson	.....	108/145
600,764	A	*	3/1898	Baily	.....	248/164
779,327	A	*	1/1905	Stiggleman	.....	248/164
D251,043	S	*	2/1979	Persson	.....	D6/374

4,273,379	A	*	6/1981	Borichevsky	.....	297/56
D263,526	S	*	3/1982	Borichevsky	.....	D6/379
D269,832	S	*	7/1983	Crane	.....	D6/368
D286,710	S	*	11/1986	Gasser	.....	D6/368
D295,346	S	*	4/1988	Hubert	.....	D6/368
D305,081	S	*	12/1989	Grosfillex	.....	D6/361
5,464,268	A	*	11/1995	Levrangi	.....	297/57
D366,791	S	*	2/1996	Grosfillex	.....	D6/495
D386,321	S	*	11/1997	Vanderminde	.....	D6/368

\* cited by examiner

*Primary Examiner*—Robert M. Spear

*Assistant Examiner*—Katrina A. Kile

(74) *Attorney, Agent, or Firm*—Manuel Valcarcel, Esq.

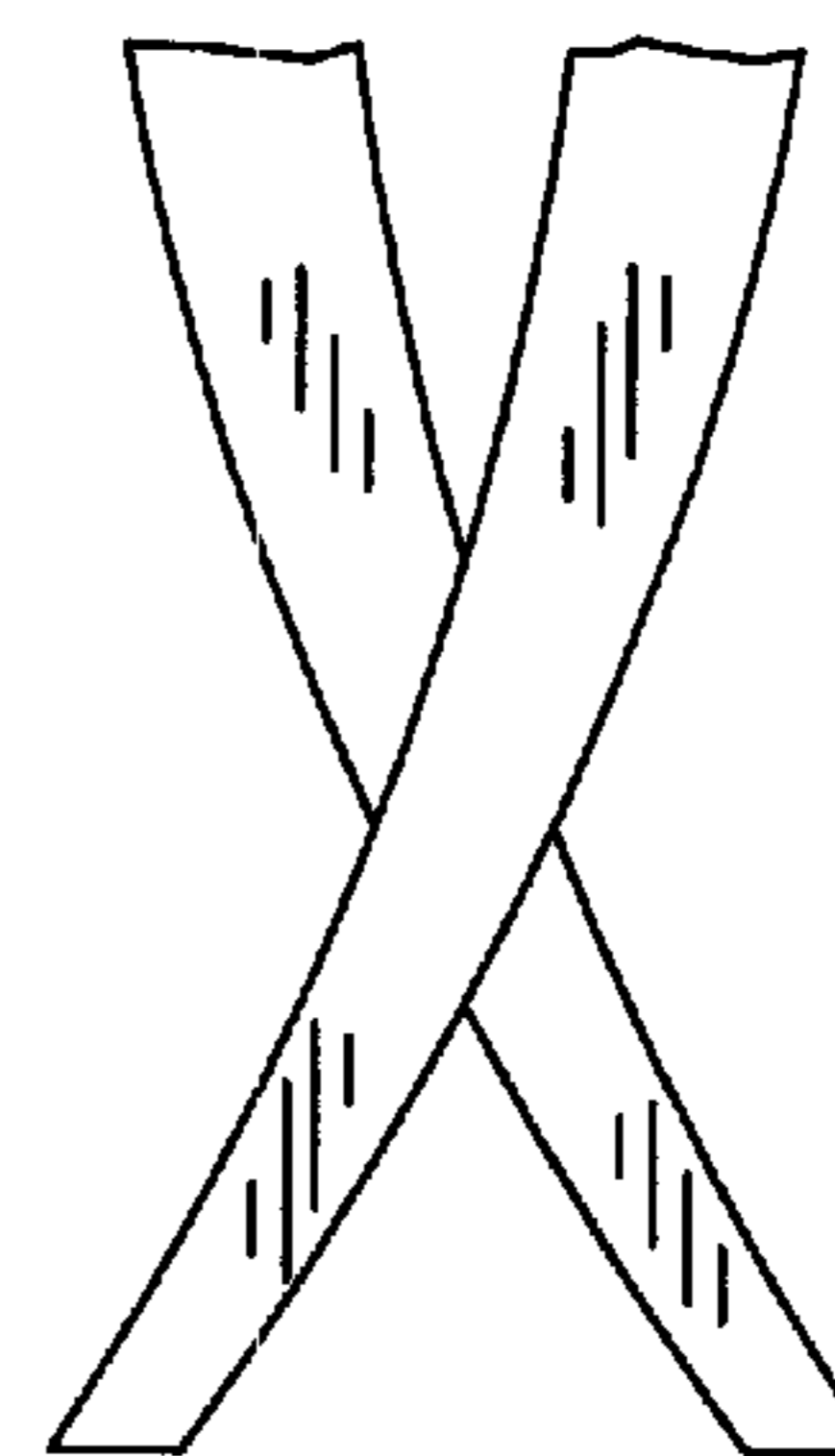

(57) **CLAIM**


I claim the ornamental leg assembly for furniture, as shown.

**DESCRIPTION**

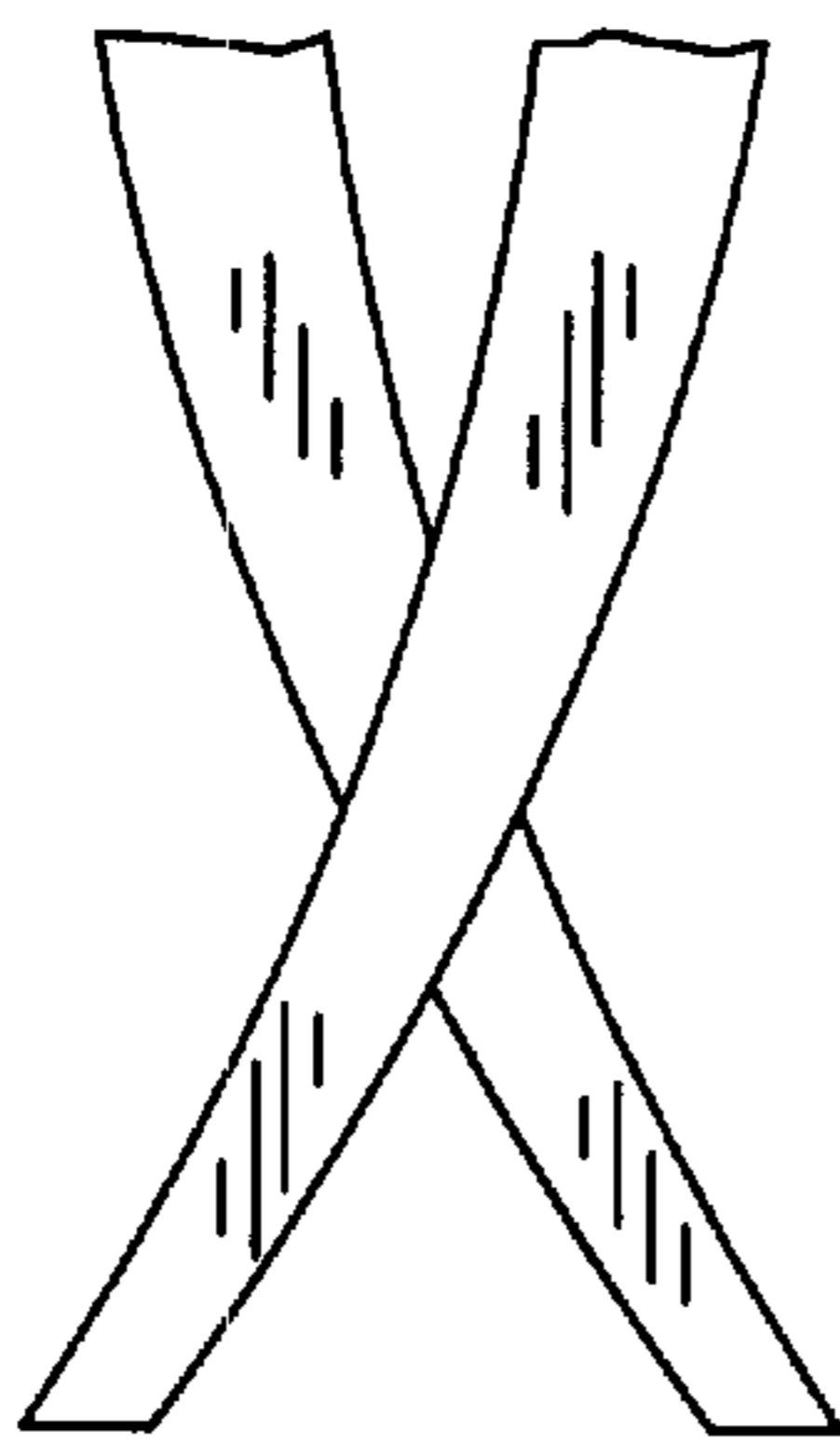
FIG. 1 is a front side perspective view of an article of furniture, namely, a chair, embodying the ornamental leg design comprising the present invention; FIG. 2 is a front side elevational view thereof; FIG. 3 is a side elevational view thereof; FIG. 4 is a rear side elevational view thereof; and, FIG. 5 is bottom perspective view thereof.

**1 Claim, 1 Drawing Sheet**

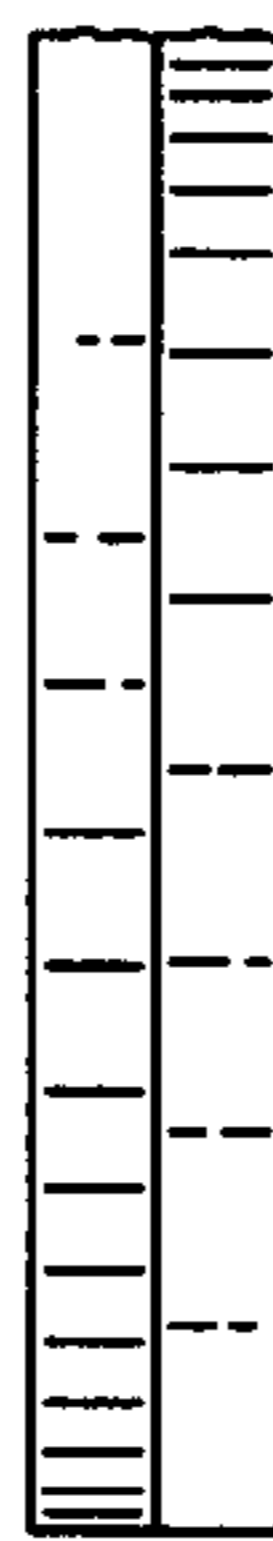




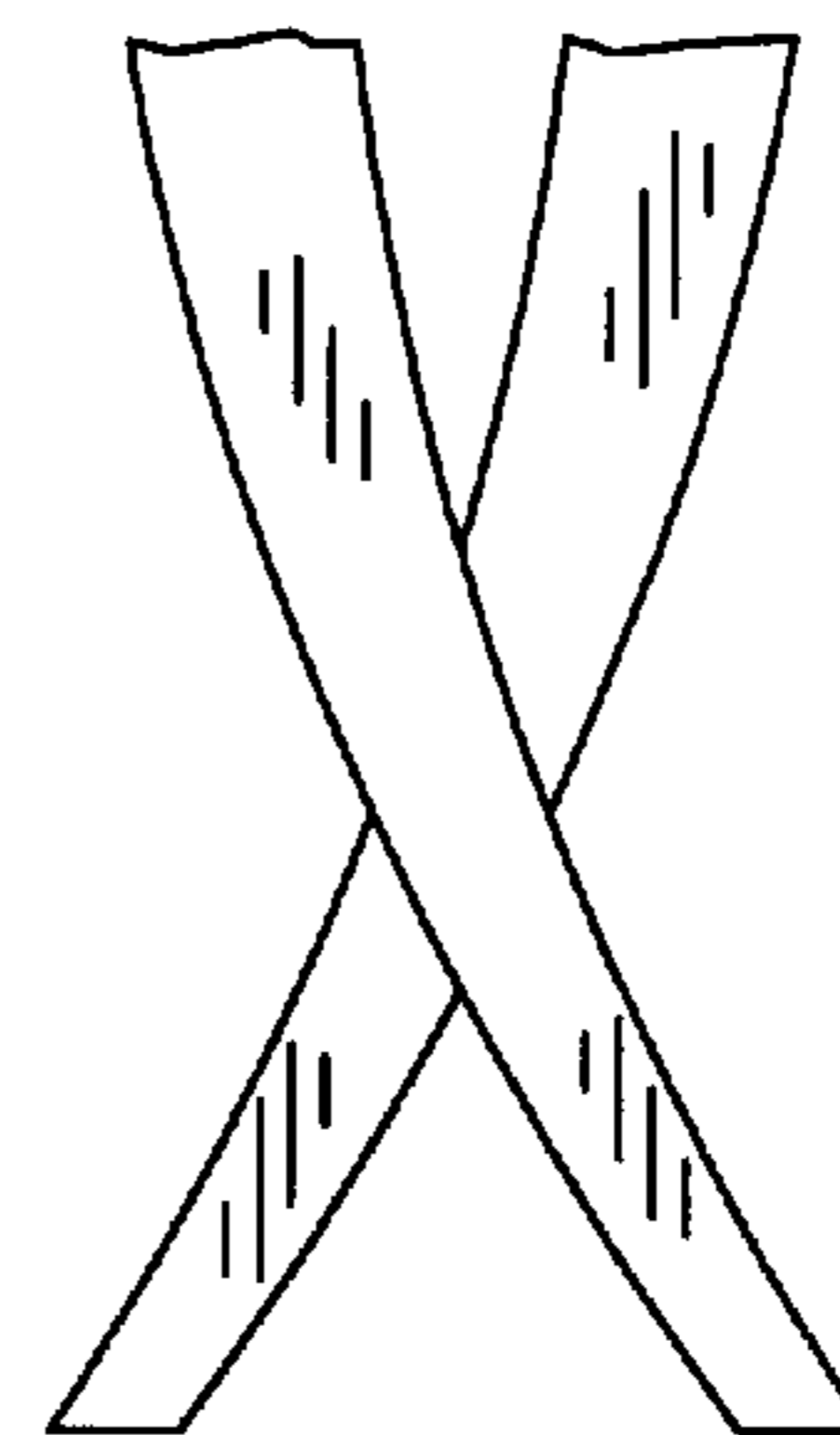
*Fig. 1*



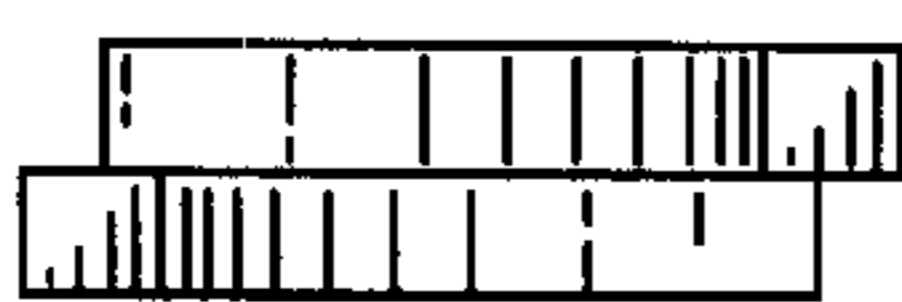
*Fig. 2*



*Fig. 3*



*Fig. 4*



*Fig. 5*