



US00D542058S

(12) **United States Design Patent**
Clucas

(10) **Patent No.:** **US D542,058 S**

(45) **Date of Patent:** **** May 8, 2007**

(54) **FLOOR STAND**

(75) Inventor: **Michael Clucas**, Boothwyn, PA (US)

(73) Assignee: **Zenith Products Corp.**, New Castle, DE (US)

(**) Term: **14 Years**

(21) Appl. No.: **29/221,591**

(22) Filed: **Jan. 18, 2005**

(51) **LOC (8) Cl.** **06-04**

(52) **U.S. Cl.** **D6/465; D6/449**

(58) **Field of Classification Search** D6/396,
D6/397, 630, 449, 465, 468, 474, 499, 476-479,
D6/510, 511; 108/59-61, 91-93, 147.11,
108/158.11; 211/42, 43, 49.1, 85.26, 134,
211/133.2, 182, 188, 203; 312/7.2
See application file for complete search history.

(56) **References Cited**

U.S. PATENT DOCUMENTS

2,913,128 A * 11/1959 Milner 108/181
4,127,072 A * 11/1978 LePon 108/181

D292,658 S * 11/1987 Kester D6/465
D292,764 S * 11/1987 Kester D6/465
D316,494 S * 4/1991 Kee D6/465
D462,223 S * 9/2002 Beer D6/630
D485,092 S * 1/2004 Rosen D6/465

* cited by examiner

Primary Examiner—Caron D. Veynar

Assistant Examiner—Sydney R. Buffalow

(74) *Attorney, Agent, or Firm*—Akin Gump Strauss Hauer & Feld, LLP

(57) **CLAIM**

The ornamental design for a floor stand, as shown and described.

DESCRIPTION

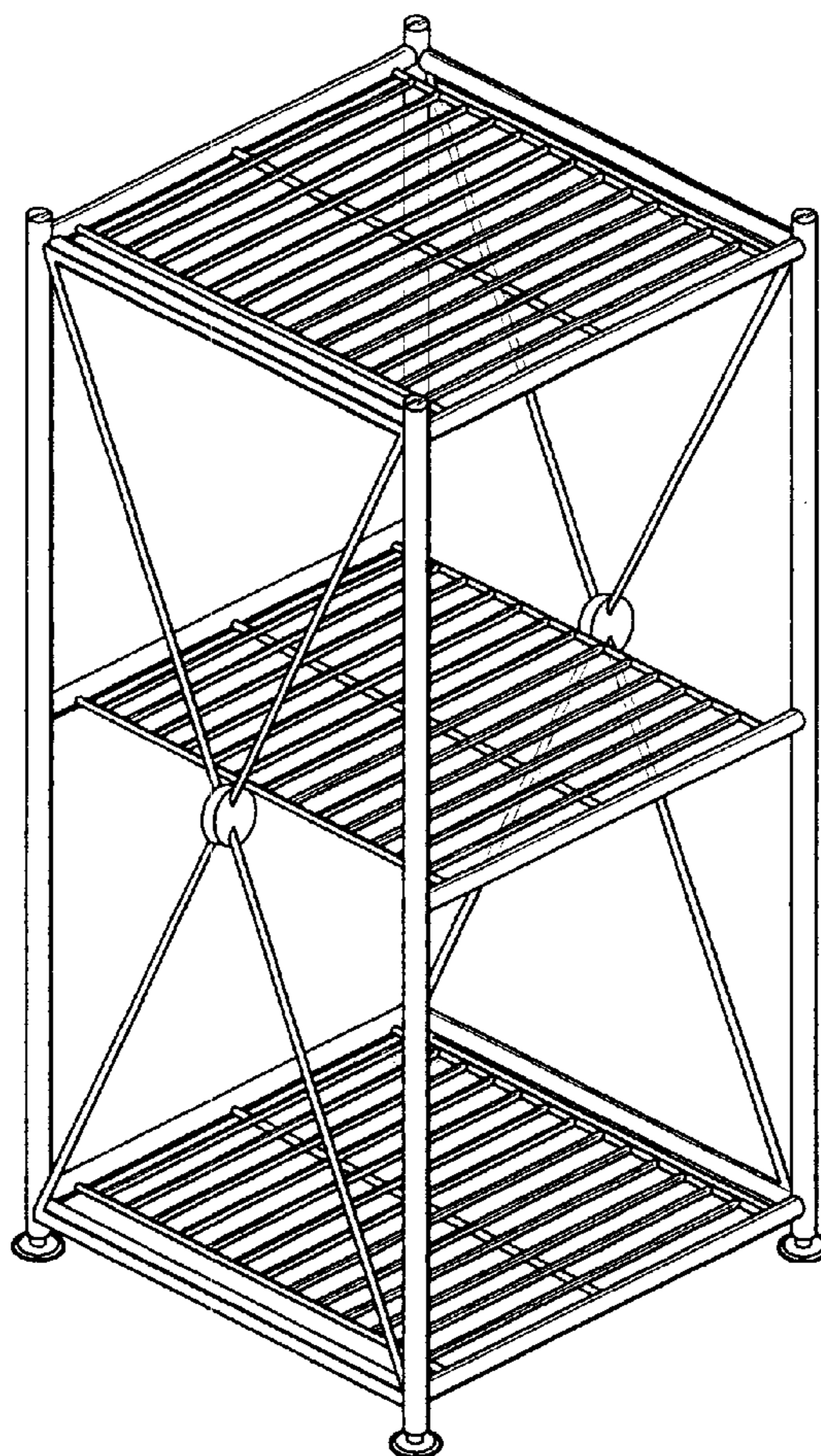
FIG. 1 is a perspective view of a floor stand showing my new design;

FIG. 2 is a front elevational view thereof;

FIG. 3 is a top plan view thereof; and,

FIG. 4 is a left side view thereof, the opposite side being a mirror image of the side shown.

1 Claim, 2 Drawing Sheets



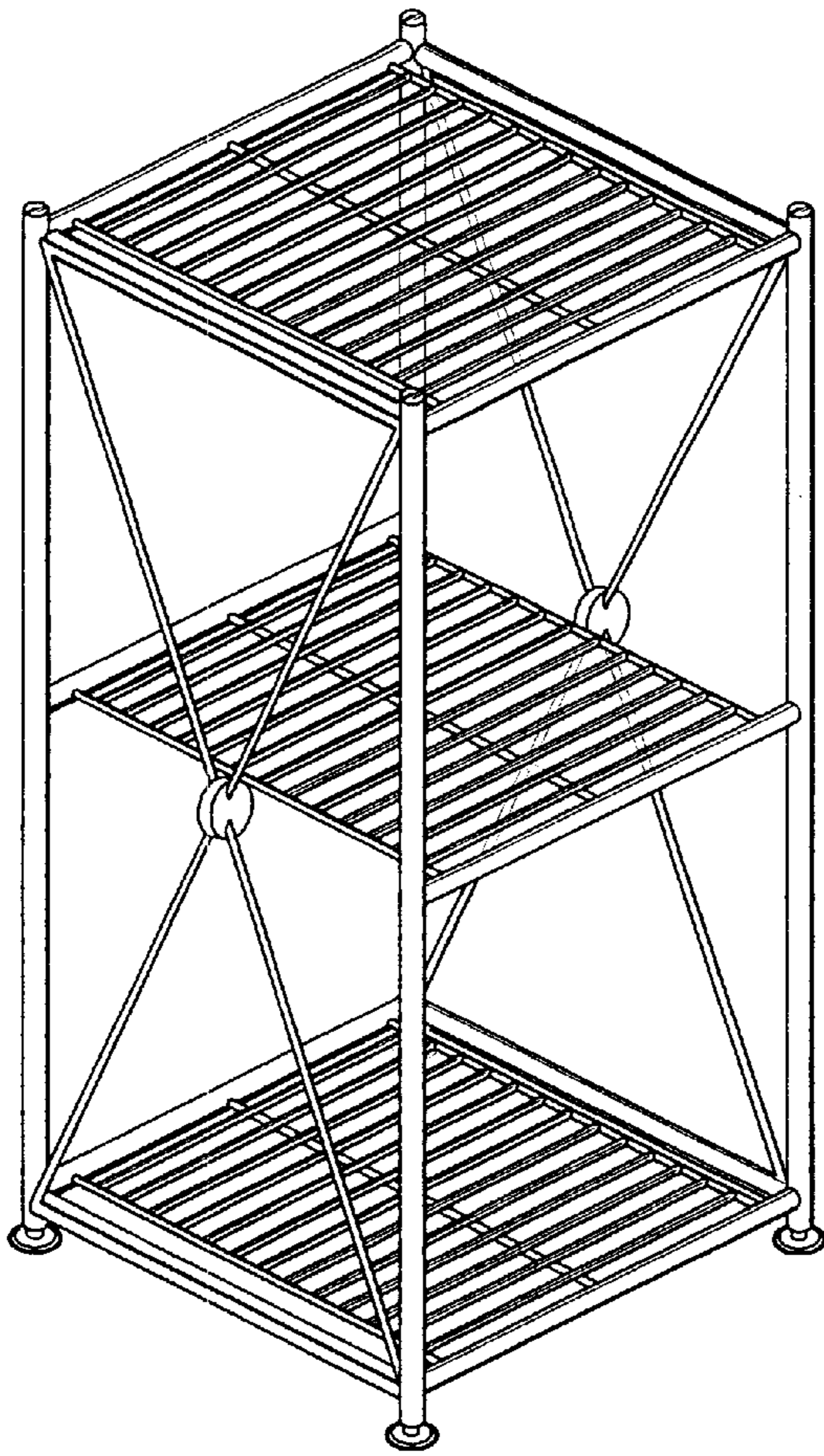



Fig-1

Fig-2



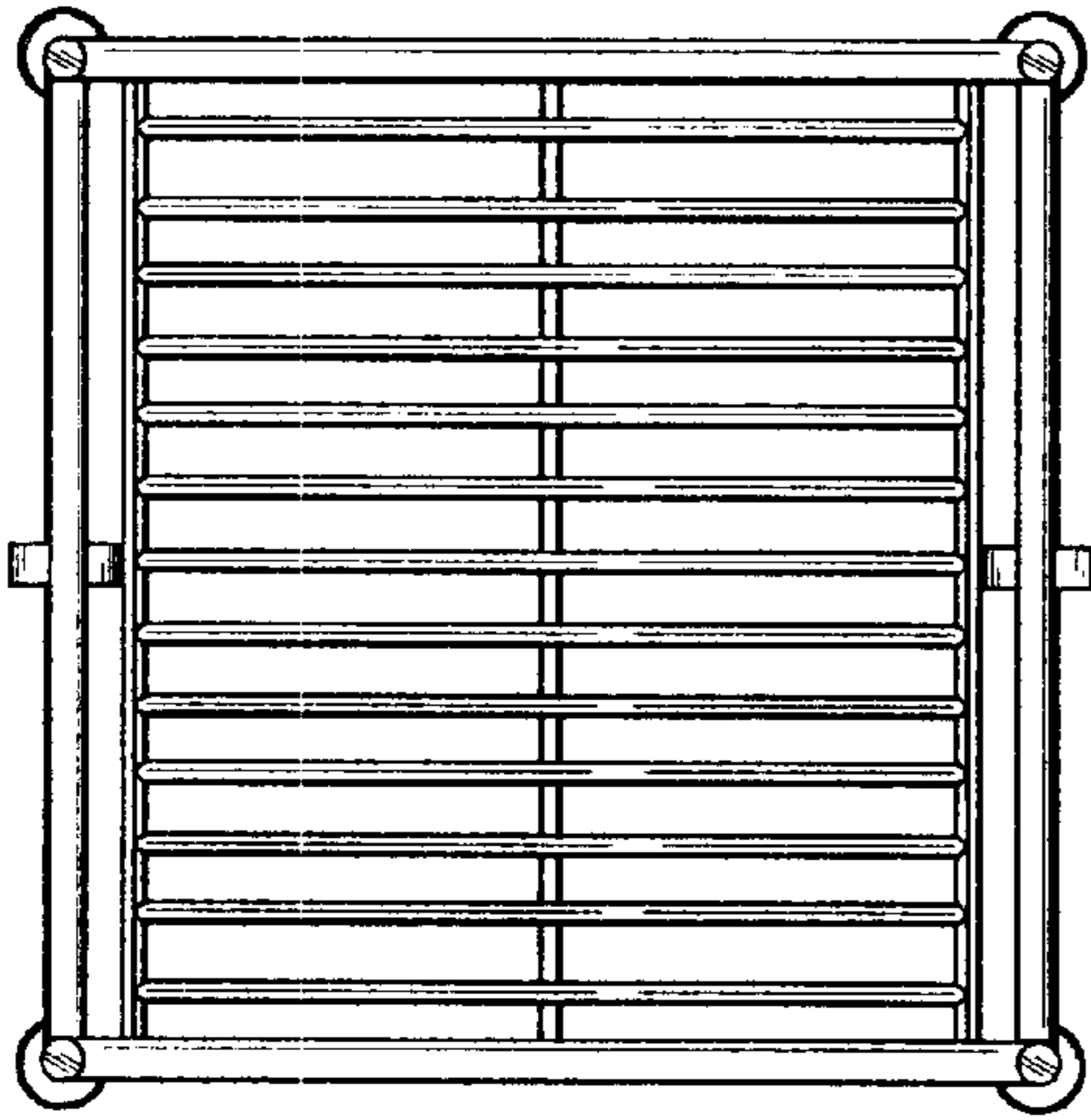


Fig-3

Fig-4

