



US00D542050S

(12) **United States Design Patent** (10) **Patent No.:** **US D542,050 S**  
**Domack et al.** (45) **Date of Patent:** **\*\* May 8, 2007**

(54) **BED**

(75) Inventors: **Randy D. Domack**, Trempealeau, WI (US); **Terry A. Everson**, Blair, WI (US)

(73) Assignee: **Ashley Furniture Industries, Inc.**, Arcadia, WI (US)

(\*\*) Term: **14 Years**

(21) Appl. No.: **29/238,235**

(22) Filed: **Sep. 12, 2005**

(51) **LOC (8) Cl.** ..... **06-01**

(52) **U.S. Cl.** ..... **D6/393**

(58) **Field of Classification Search** ..... D6/382,  
D6/388, 389, 392-395, 505-508; 5/53.1,  
5/279.1, 280, 281, 907

See application file for complete search history.

(56) **References Cited**

**U.S. PATENT DOCUMENTS**

D178,851 S	9/1956	Van Koert	
D373,486 S	* 9/1996	Keller et al. ....	D6/393
D388,984 S	1/1998	Wanek et al.	
D413,455 S	9/1999	Lacroix et al.	
D431,388 S	10/2000	Zorzetto	
D431,730 S	10/2000	Zorzetto	
D439,453 S	3/2001	Camfferman	
D458,769 S	6/2002	Hokanson	
D469,285 S	1/2003	Stanton	
D488,317 S	4/2004	Wanek et al.	
D492,502 S	7/2004	Domack	
D503,295 S	* 3/2005	O'Hare .....	D6/393
D511,428 S	* 11/2005	Mohundro .....	D6/505
D512,244 S	* 12/2005	Prillaman et al. ....	D6/393
D516,339 S	* 3/2006	Mohundro .....	D6/393

**OTHER PUBLICATIONS**

Ashley Product Catalog, Spring 2003, vol. 5, Series 1, Saturn B199-31-36-46-81-92(2), p. 37.

Ashley Product Catalog, Spring 2003, vol. 5, Series 1, Matrix B201-81-92, p. 39.

Ashley Product Catalog, Spring 2003, vol. 5, Series 1, Baha B454-57-54-96-93, p. 300.

Ashley Product Catalog, Spring 2003, vol. 5, Series 1, Pan Casari B495-31-36-46-57-54-96-93, p. 303.

\* cited by examiner

*Primary Examiner*—Janice E. Seeger

(74) *Attorney, Agent, or Firm*—Patterson, Thuente, Skaar & Christensen, P.A.

(57) **CLAIM**

We claim the ornamental design for a bed, as shown and described.

**DESCRIPTION**

FIG. 1 is a front perspective view of a bed according to an embodiment of the invention.

FIG. 2 is a front elevational view of a headboard of a bed according to an embodiment of the invention.

FIG. 3 is a front elevational view of a footboard of a bed according to an embodiment of the invention.


FIG. 4 is a side elevational view of a bed according to an embodiment of the invention, the opposite side being a mirror image thereof; and,

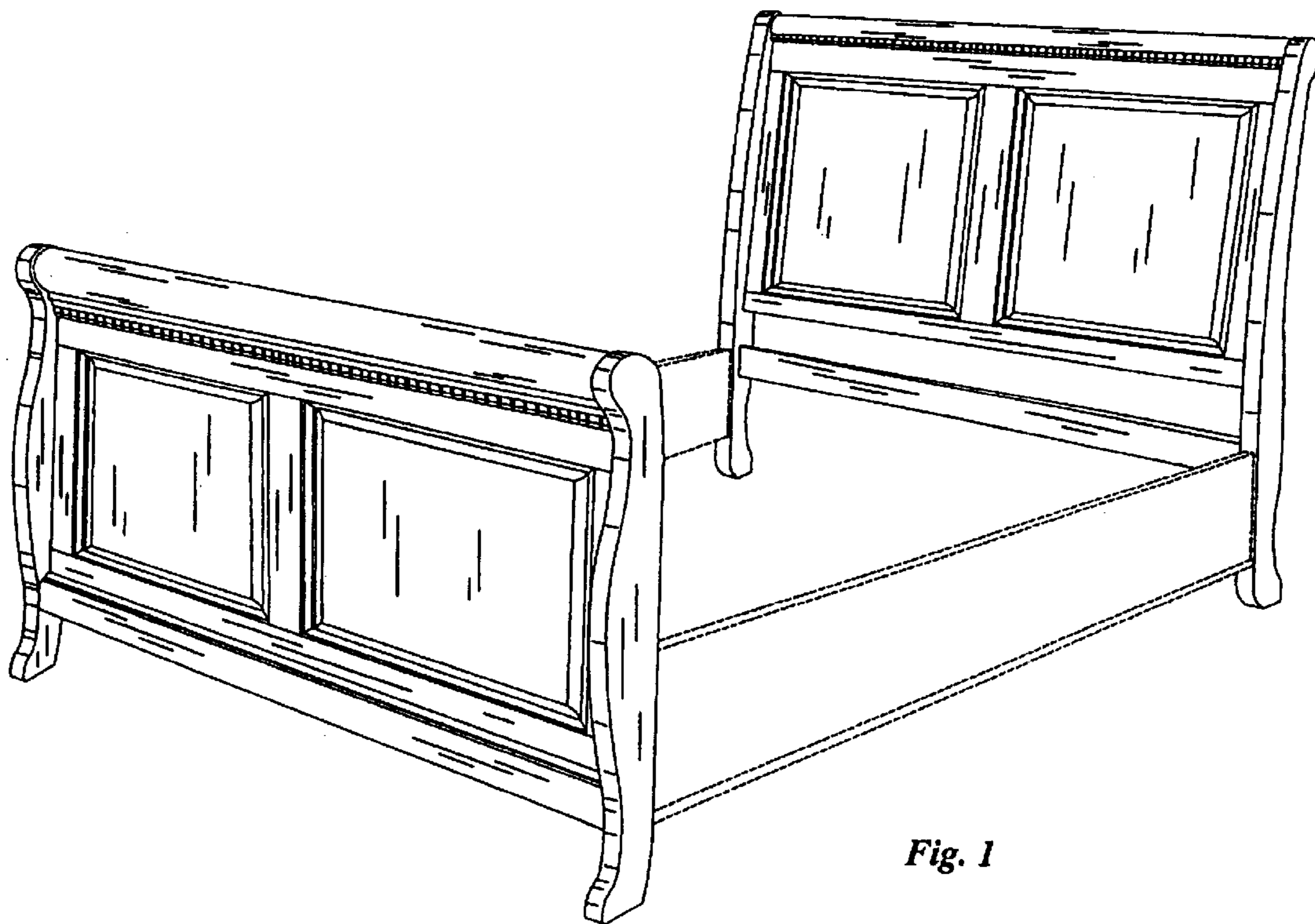
FIG. 5 is a top plan view of a bed according to an embodiment of the invention.

The headboard and footboard have been shown separately for convenience of illustration.


The dashed lines represent environmental elements only and form no part of the claimed design.

**1 Claim, 3 Drawing Sheets**







*Fig. 1*



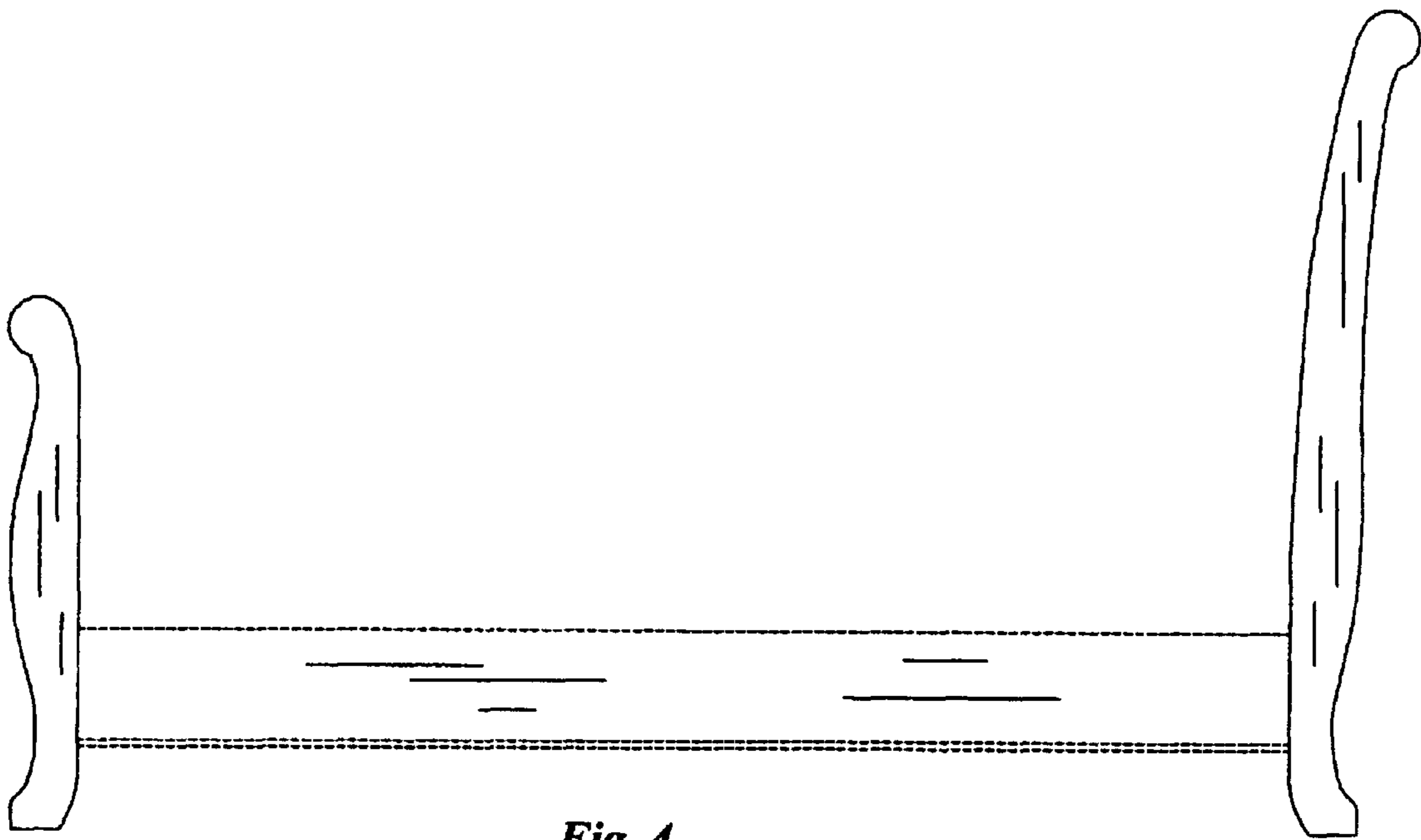
*Fig. 5*



*Fig. 2*



*Fig. 3*



*Fig. 4*