

US00D542047S

(12) **United States Design Patent**
Nastri

(10) **Patent No.:** **US D542,047 S**

(45) **Date of Patent:** **** May 8, 2007**

(54) **SOFA**

D520,772 S * 5/2006 Natuzzi D6/381
D527,197 S * 8/2006 Natuzzi D6/381

(76) Inventor: **Giovanni Nastri**, Via Nazionale dei
Giovi, 159, 20030 Lentate sul Seveso
(Milano) (IT)

(**) Term: **14 Years**

(21) Appl. No.: **29/222,855**

(22) Filed: **Feb. 4, 2005**

(51) **LOC (8) Cl.** **06-01**

(52) **U.S. Cl.** **D6/381**

(58) **Field of Classification Search** D6/334-335,
D6/337, 357, 364, 371, 377, 381, 500-502;
297/232, 233, 245, 248, 411.2, 411.42, 445.1,
297/446.1, 448.1; 5/12.1

See application file for complete search history.

OTHER PUBLICATIONS

Natuzzi sofa #1514, Oct. 1996, 2 pgs.*
Natuzzi sofa #1484, Oct. 1996, 2 pgs.*
Natuzzi sofa #1476, Oct. 1996, 2 pgs.*
Natuzzi sofa #1474, Oct. 1996, 2 pgs.*
Natuzzi sofas, Natuzzi advertisement in Furniture Today,
Jun. 16, 1997, 1 pg.*

* cited by examiner

Primary Examiner—Sandra Snapp

(74) *Attorney, Agent, or Firm*—Hedman & Costigan; James
V. Costigan

(57) **CLAIM**

The ornamental design for a sofa, as shown and described.

DESCRIPTION

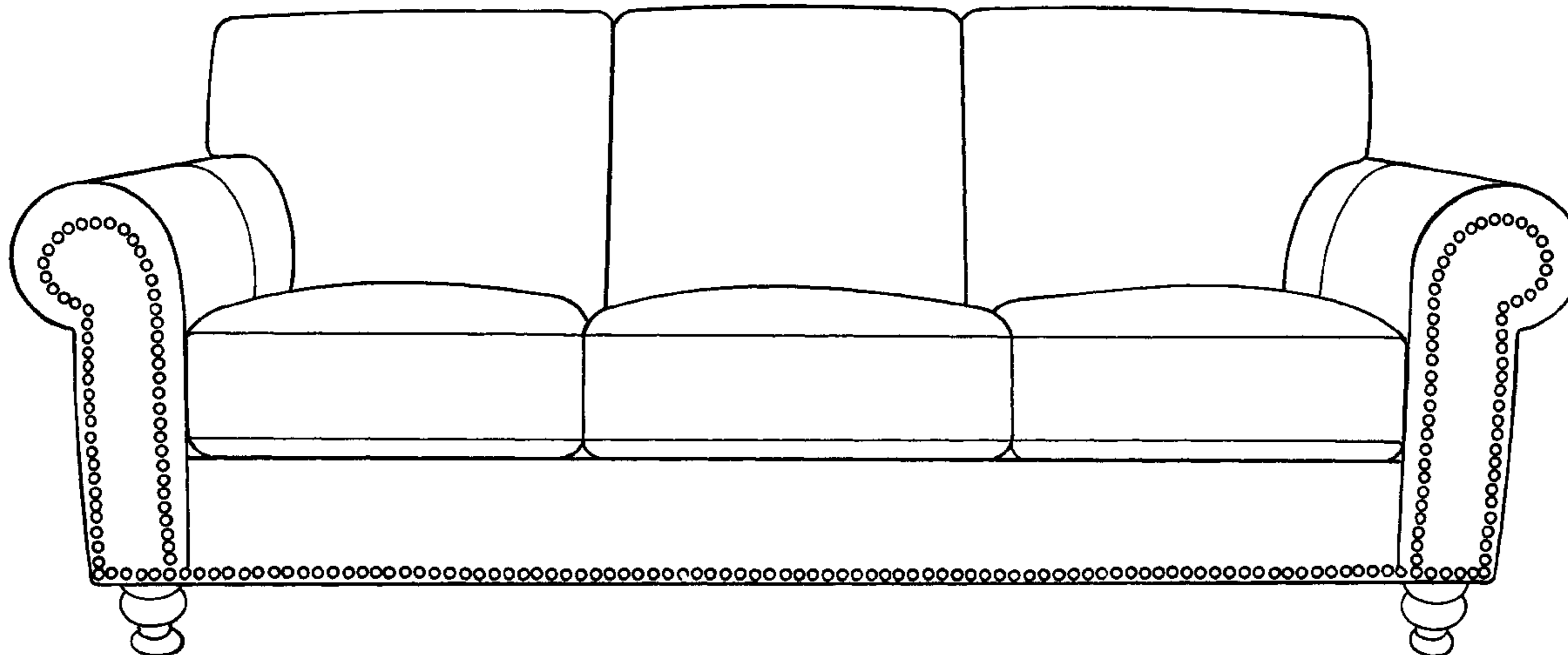
FIG. 1 is a front perspective view of an embodiment of a
sofa according to the invention;
FIG. 2 is a front view of a sofa according to the invention;
FIG. 3 is a back view of the sofa;
FIG. 4 is a right side view of the sofa;
FIG. 5 is a left side view of the sofa;
FIG. 6 is a top view of the sofa; and,
FIG. 7 is a bottom view of the sofa.

1 Claim, 6 Drawing Sheets

(56) **References Cited**

U.S. PATENT DOCUMENTS

D399,361 S * 10/1998 Natuzzi et al. D6/381
D399,363 S * 10/1998 Natuzzi et al. D6/381
D452,385 S * 12/2001 Denton D6/334
D470,676 S * 2/2003 Ricci D6/381
D475,545 S * 6/2003 Denton D6/381
D476,501 S * 7/2003 Ricci D6/381
D491,000 S * 6/2004 Ricci D6/381
D495,159 S * 8/2004 Ricci D6/381
D495,897 S * 9/2004 Ricci D6/381



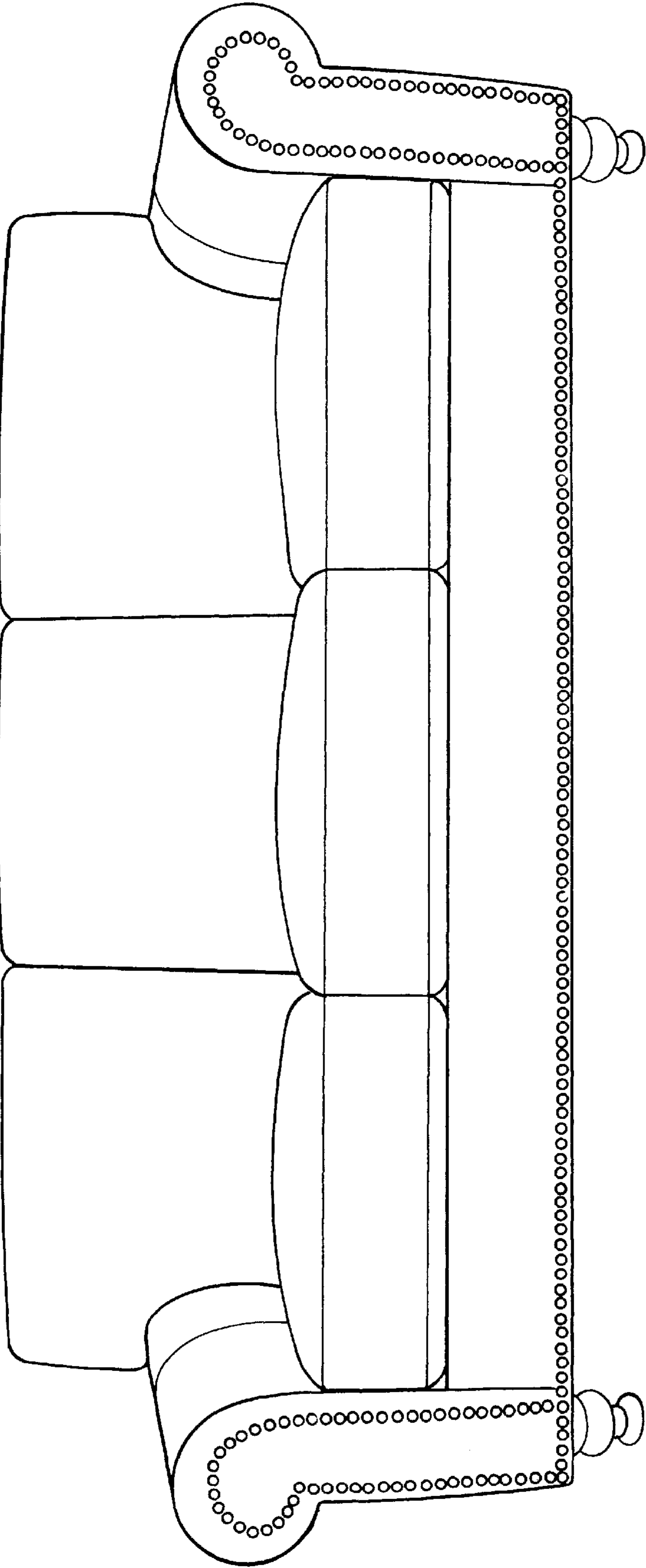


FIG 1

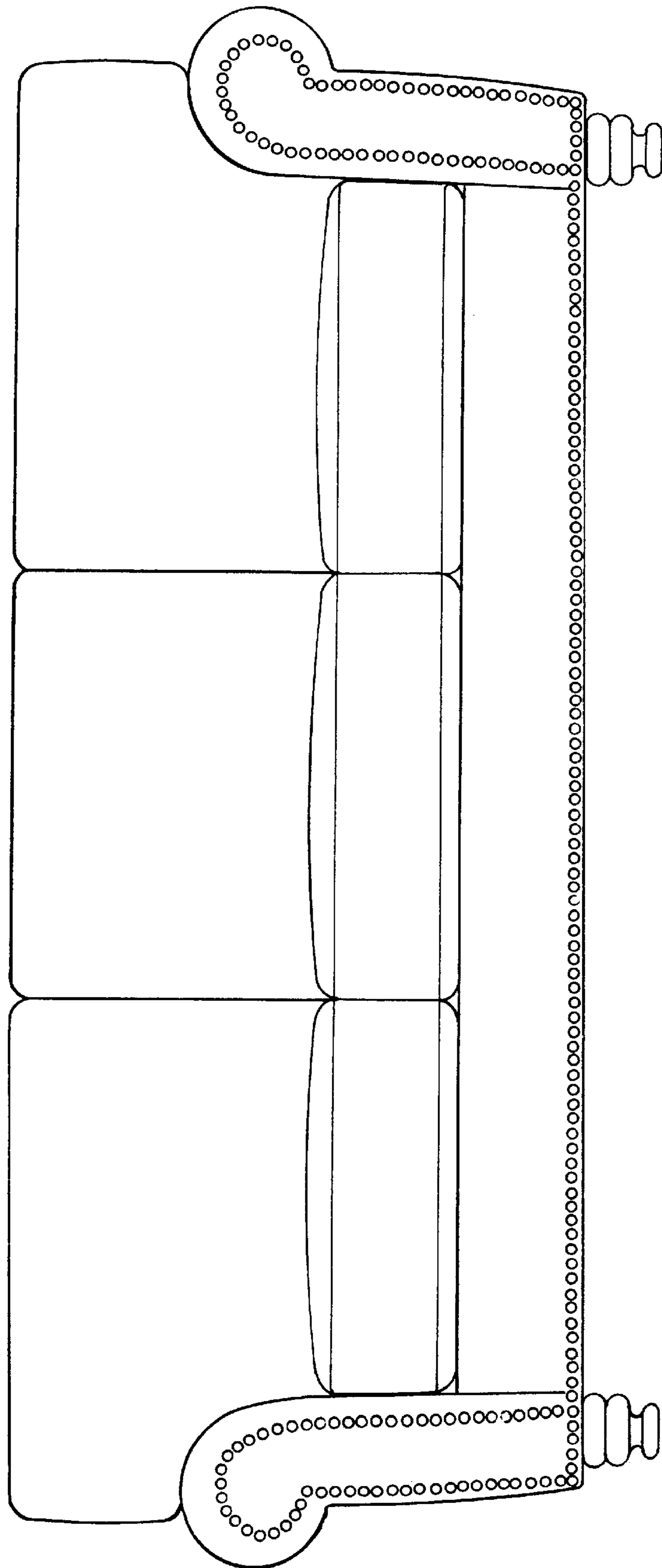


FIG 2




FIG 3

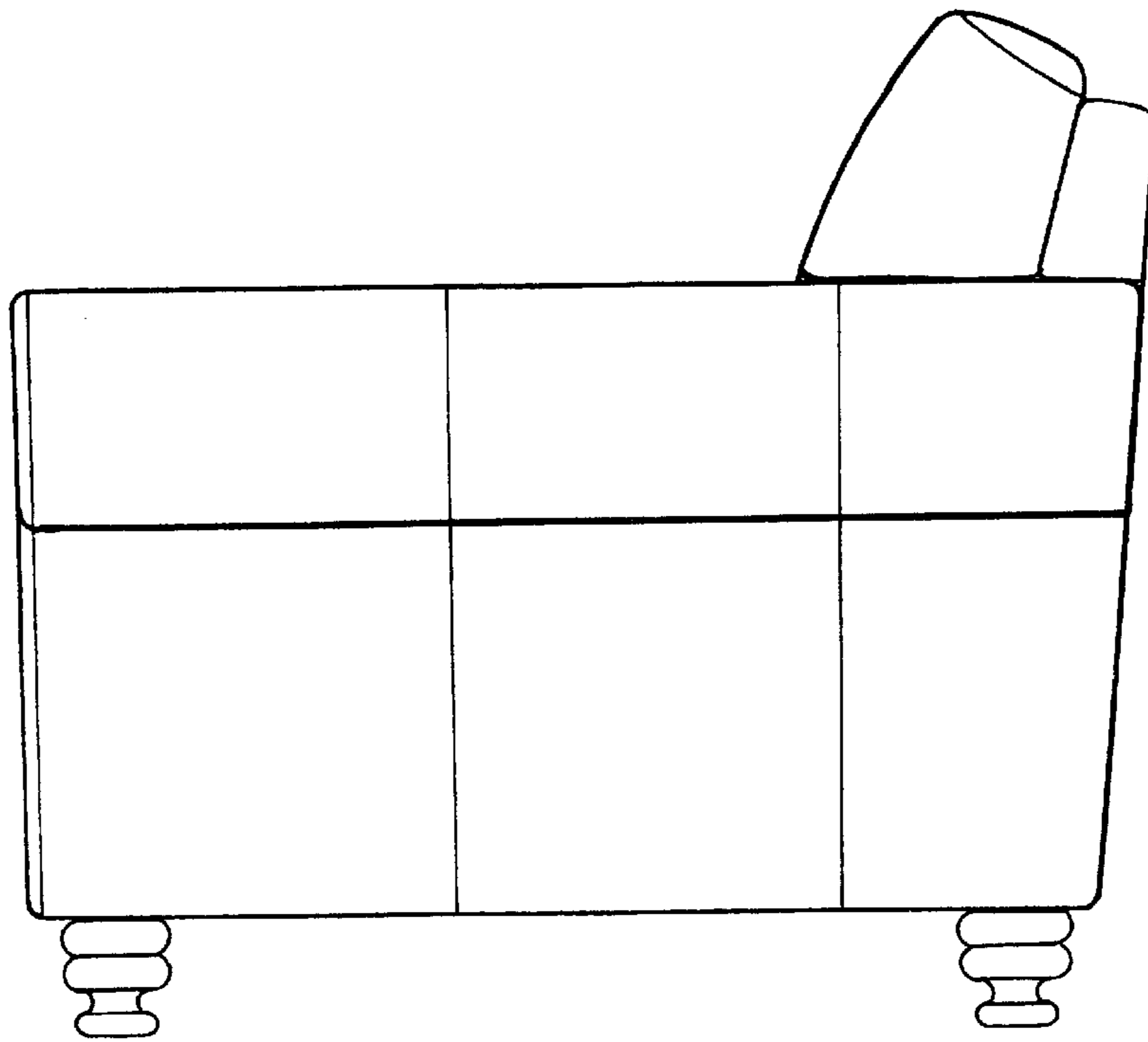


FIG 4

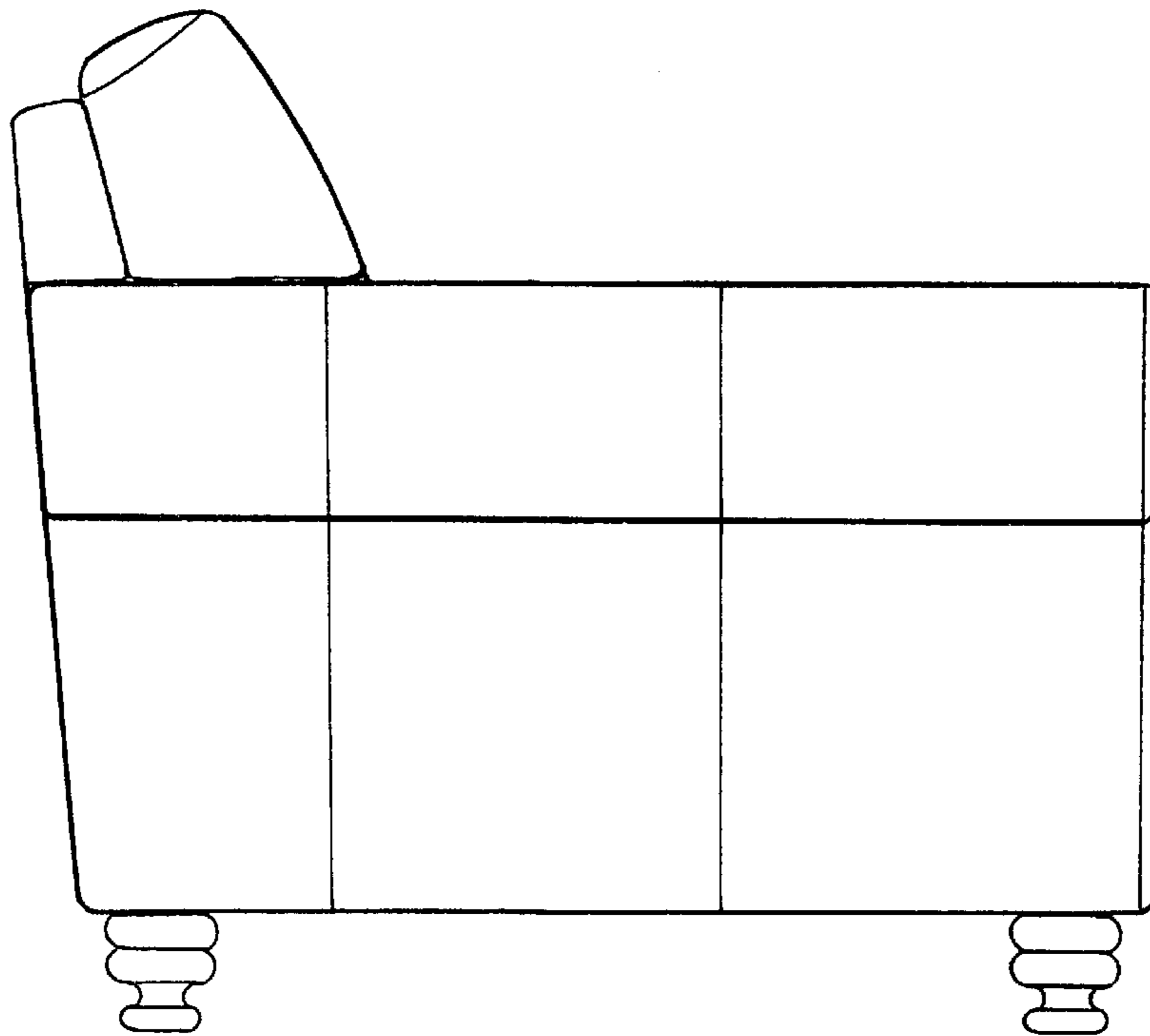


FIG 5

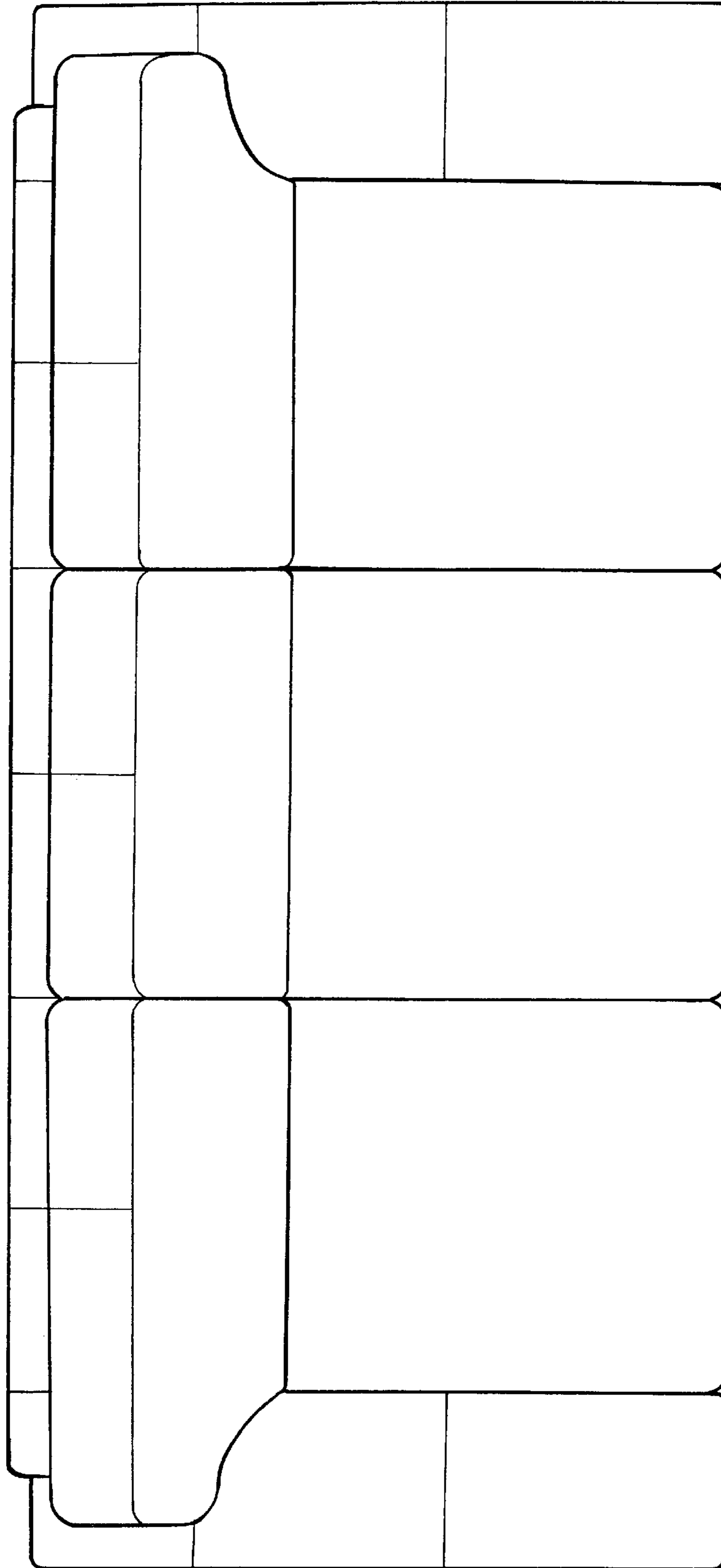


FIG 6




FIG 7