

US00D542046S

(12) **United States Design Patent**
Pesso

(10) **Patent No.:** **US D542,046 S**

(45) **Date of Patent:** **** May 8, 2007**

(54) **SIDE CHAIR**

(75) Inventor: **David Allan Pesso**, Boca Raton, FL
(US)

(73) Assignee: **Kimball International, Inc.**, Jasper, IN
(US)

(**) Term: **14 Years**

(21) Appl. No.: **29/247,247**

(22) Filed: **Jun. 8, 2006**

(51) **LOC (8) Cl.** **06-01**

(52) **U.S. Cl.** **D6/379**

(58) **Field of Classification Search** D6/334-336,
D6/370, 374, 375, 379, 380, 500-502; 297/411.28,
297/411.42, 445.1, 446.1

See application file for complete search history.

(56) **References Cited**

U.S. PATENT DOCUMENTS

D188,488 S	8/1960	Otto	
D313,321 S	* 1/1991	Flotto	D6/379
D330,119 S	10/1992	Armgardt	
D333,925 S	* 3/1993	Ricchio et al.	D6/370
D346,707 S	5/1994	Soto Martinez	
D358,041 S	5/1995	Watts	
D379,563 S	6/1997	Bally	
D399,667 S	* 10/1998	Muller	D6/370
D409,408 S	* 5/1999	James et al.	D6/379
D425,718 S	5/2000	van Valderen	
D431,121 S	9/2000	Matthew	

D432,326 S	* 10/2000	Duffy et al.	D6/379
D432,806 S	10/2000	Gomez	
D433,579 S	11/2000	Kane	
D437,138 S	* 2/2001	Ricchio, Jr.	D6/379
D448,584 S	10/2001	Daifuku	
D467,445 S	* 12/2002	Saffell et al.	D6/374
D476,819 S	7/2003	Williams et al.	
D477,471 S	* 7/2003	Brooks	D6/379
D488,631 S	* 4/2004	Newhouse	D6/379
D503,288 S	3/2005	Domack	
D516,832 S	* 3/2006	Schweikarth et al.	D6/379
D517,824 S	3/2006	Pensi	
D520,256 S	* 5/2006	King	D6/374

* cited by examiner

Primary Examiner—Mimosa De

(74) *Attorney, Agent, or Firm*—Baker & Daniels LLP

(57) **CLAIM**

The ornamental design for a side chair, as shown and described.

DESCRIPTION

FIG. 1 is a front perspective view of a side chair according to our new design;
FIG. 2 is a front view thereof;
FIG. 3 is a rear view thereof;
FIG. 4 is a left side view thereof;
FIG. 5 is a right side view thereof; and,
FIG. 6 is a top view thereof.
Features shown in broken lines formed no part of the claimed design.

1 Claim, 6 Drawing Sheets






FIG. 1




FIG. 2

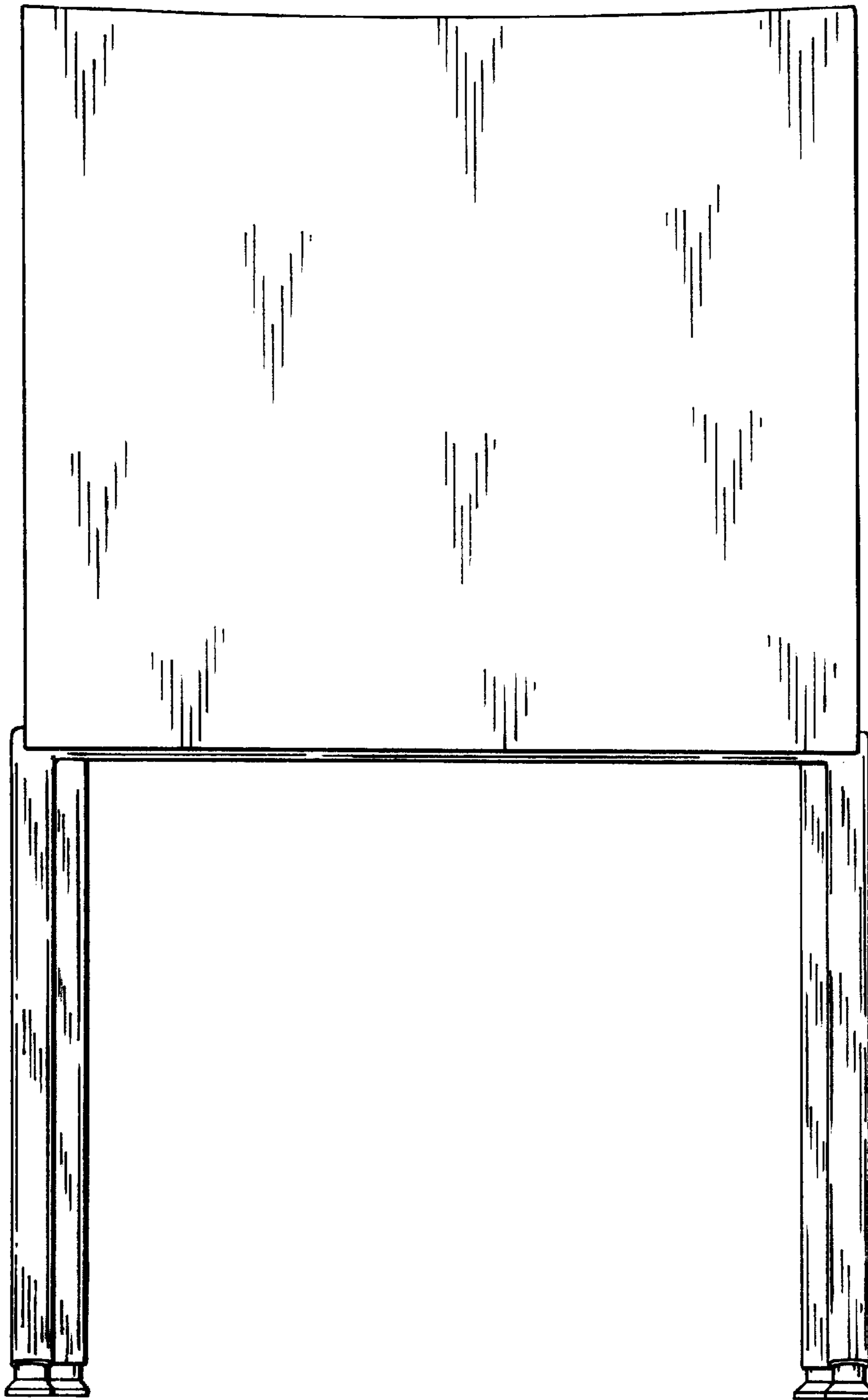


FIG. 3




FIG. 4




FIG. 5

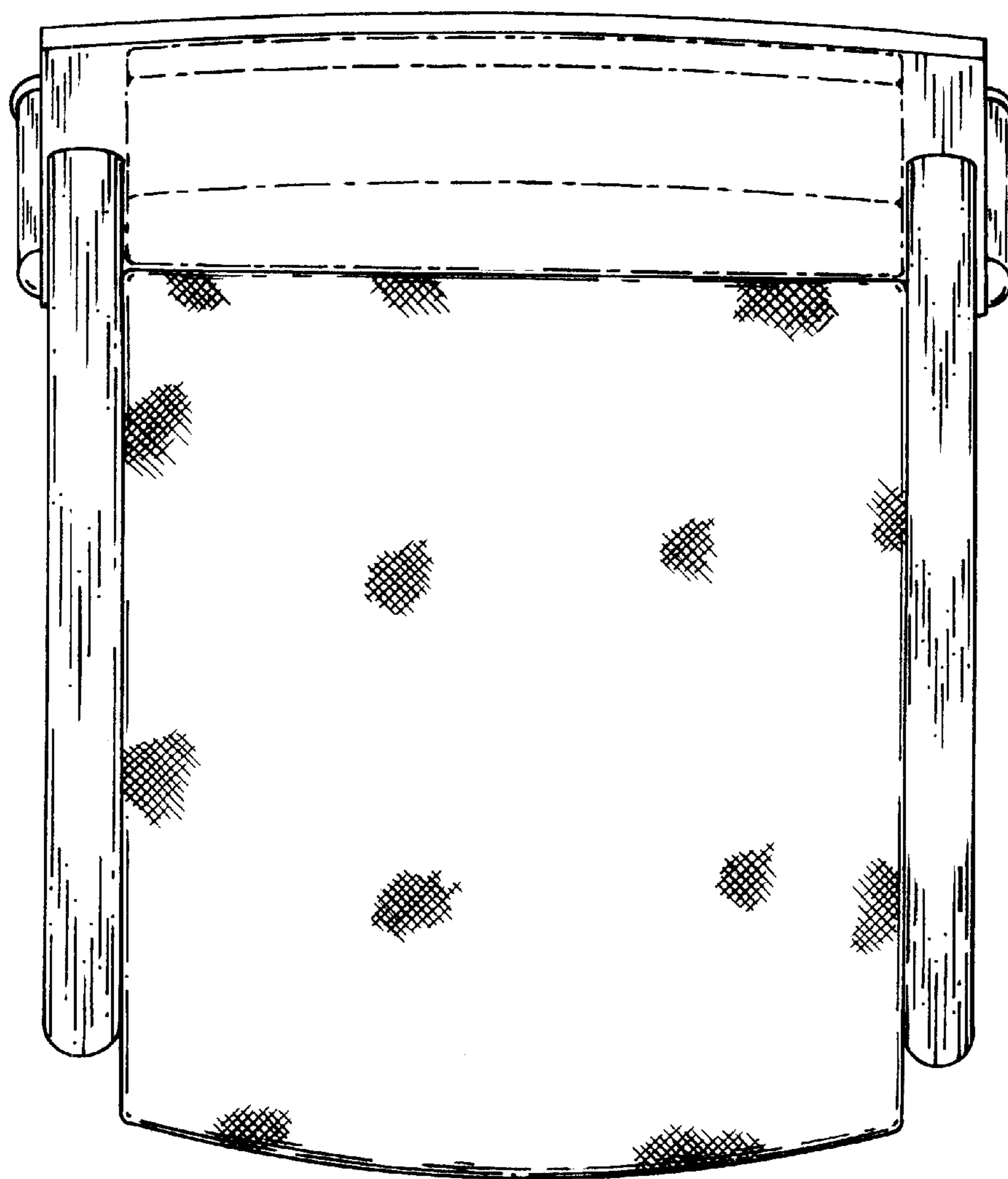


FIG. 6