

US00D542030S

(12) **United States Design Patent**
Keffer

(10) **Patent No.:** **US D542,030 S**

(45) **Date of Patent:** **** May 8, 2007**

(54) **PURSE**

(76) **Inventor:** **Corinne Elaine Keffer**, Apt. 207-3025
Olivet Str., Halifax, Nova Scotia (CA),
B3L 4A2

(**) **Term:** **14 Years**

(21) **Appl. No.:** **29/193,351**

(22) **Filed:** **May 3, 2004**

(30) **Foreign Application Priority Data**

Sep. 26, 2003 (CA) 104363

(51) **LOC (8) Cl.** **03-01**

(52) **U.S. Cl.** **D3/238**

(58) **Field of Classification Search** D3/232,
D3/234, 235, 238, 240, 241, 244, 245, 246,
D3/270, 318, 319, 321, 323; 150/100, 115,
150/903; 190/100, 115, 903; 383/6, 9, 12,
383/21, 22, 23, 24, 25, 29, 37, 71, 72, 75,
383/117, 907

See application file for complete search history.

(56) **References Cited**

U.S. PATENT DOCUMENTS

D245,814 S * 9/1977 Ross D3/238

D246,940 S * 1/1978 Sabol D3/246
D316,328 S * 4/1991 Willoughby D3/238
D377,268 S * 1/1997 George et al. D3/238
D466,689 S * 12/2002 Hanley D3/246
D479,397 S * 9/2003 Galliano D3/246
D495,876 S * 9/2004 Matthews et al. D3/238

* cited by examiner

Primary Examiner—Louis S. Zarfes
Assistant Examiner—Monica A. Weingart

(57) **CLAIM**

The ornamental design for a purse, as shown and described.

DESCRIPTION

FIG. 1 is a front perspective view of a purse showing my new design;

FIG. 2 is a front elevational view thereof;

FIG. 3 is a rear elevational view thereof;

FIG. 4 is left side elevational view thereof;

FIG. 5 is a right side elevational view thereof;

FIG. 6 is a top plan view thereof; and,

FIG. 7 is a bottom plan view thereof.

1 Claim, 4 Drawing Sheets





FIG. 1



FIG. 2



FIG. 3




FIG. 4




FIG. 5




FIG. 6




FIG. 7