

US00D542026S

(12) **United States Design Patent**  
**Gotlieb**

(10) **Patent No.:** **US D542,026 S**

(45) **Date of Patent:** **\*\* May 8, 2007**

(54) **COMBINED KEY CHAIN WITH HOCKEY  
PUCK TRANSPARENT PENDANT  
CONTAINING A LASER-INDUCED LOGO,  
WITH LED LIGHT**

D450,446 S \* 11/2001 Morrone ..... D3/208  
D510,185 S \* 10/2005 Chan ..... D3/208

\* cited by examiner

*Primary Examiner*—Ralf Seifert

(76) Inventor: **Lawrence Mark Gotlieb**, 4924 Balboa  
Blvd. #420, Encino, CA (US) 91316

(57) **CLAIM**

(\*\*) Term: **14 Years**

The ornamental design for a combined key chain with hockey puck transparent pendant containing a laser-induced logo, with LED light, as shown.

(21) Appl. No.: **29/245,878**

**DESCRIPTION**

(22) Filed: **Dec. 29, 2005**

(51) **LOC (8) Cl.** ..... **03-01**

(52) **U.S. Cl.** ..... **D3/211**

(58) **Field of Classification Search** ..... D3/207–212;  
206/37.1, 38.1; 150/147; 70/456 R, 456 B,  
70/458–459; 24/3 K, 3.6, 100; D11/44, 48  
See application file for complete search history.

FIG. 1. is a front perspective view of a combined key chain with hockey puck transparent pendant containing a laser-induced logo, with LED light showing my new design;  
FIG. 2. is a top elevation view thereof;  
FIG. 3. is a bottom elevation view thereof;  
FIG. 4. is a front elevation view thereof;  
FIG. 5. is a rear elevation view thereof; and,  
FIG. 6. is a left side elevation view, the right side elevation view being the mirror image thereof.

(56) **References Cited**

**U.S. PATENT DOCUMENTS**

The broken line showing of Logo in FIGS. 1–6 are for the purpose of illustrating a laser-induced image only and form no part of the claimed design.

D358,251 S \* 5/1995 Bettis ..... D3/208  
D431,341 S \* 9/2000 DiPaolo et al. .... D99/34  
D442,363 S \* 5/2001 Magid et al. .... D3/208

**1 Claim, 5 Drawing Sheets**





FIG. 1

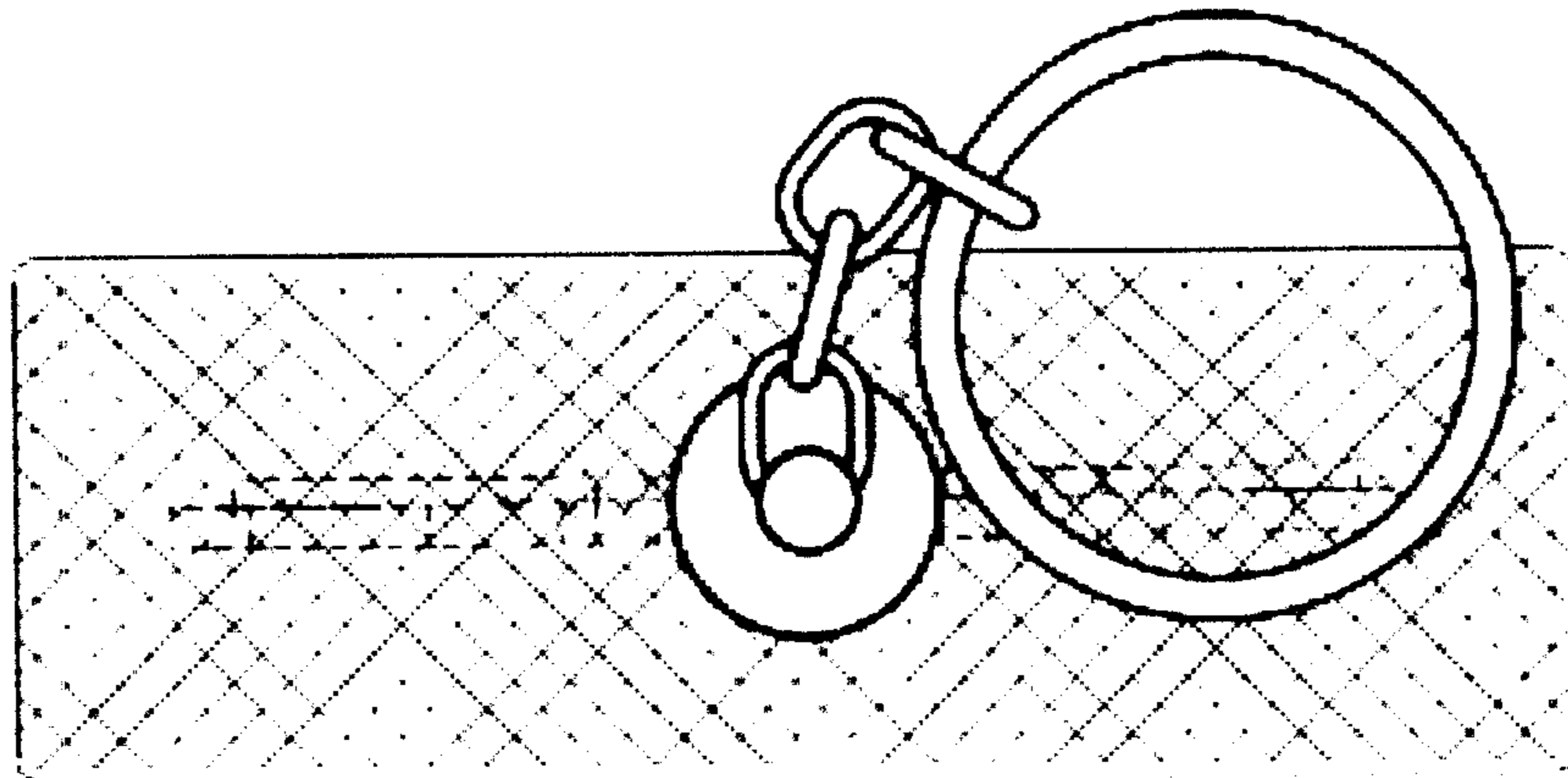


FIG. 2

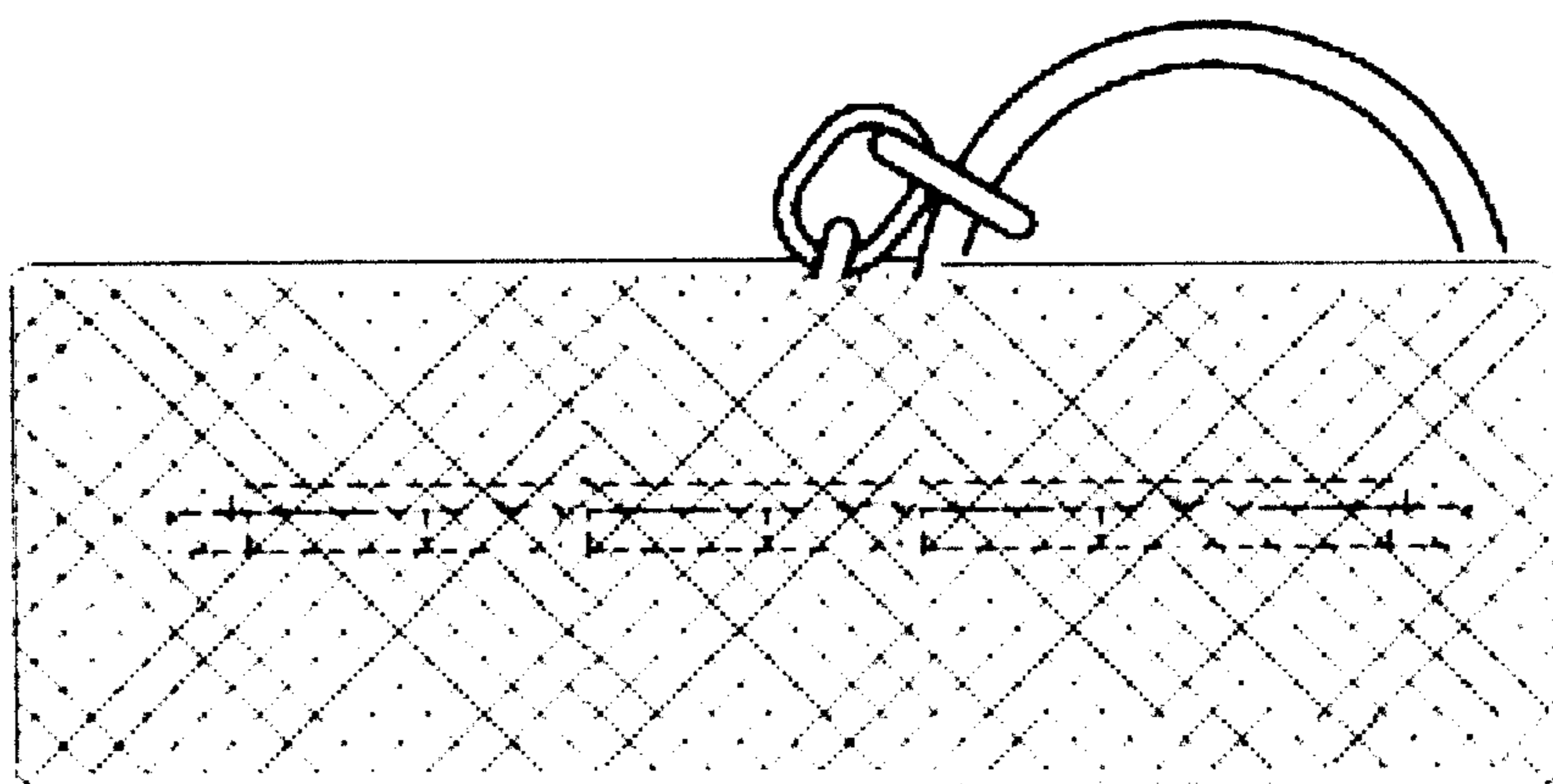


FIG. 3




FIG. 4






FIG. 5

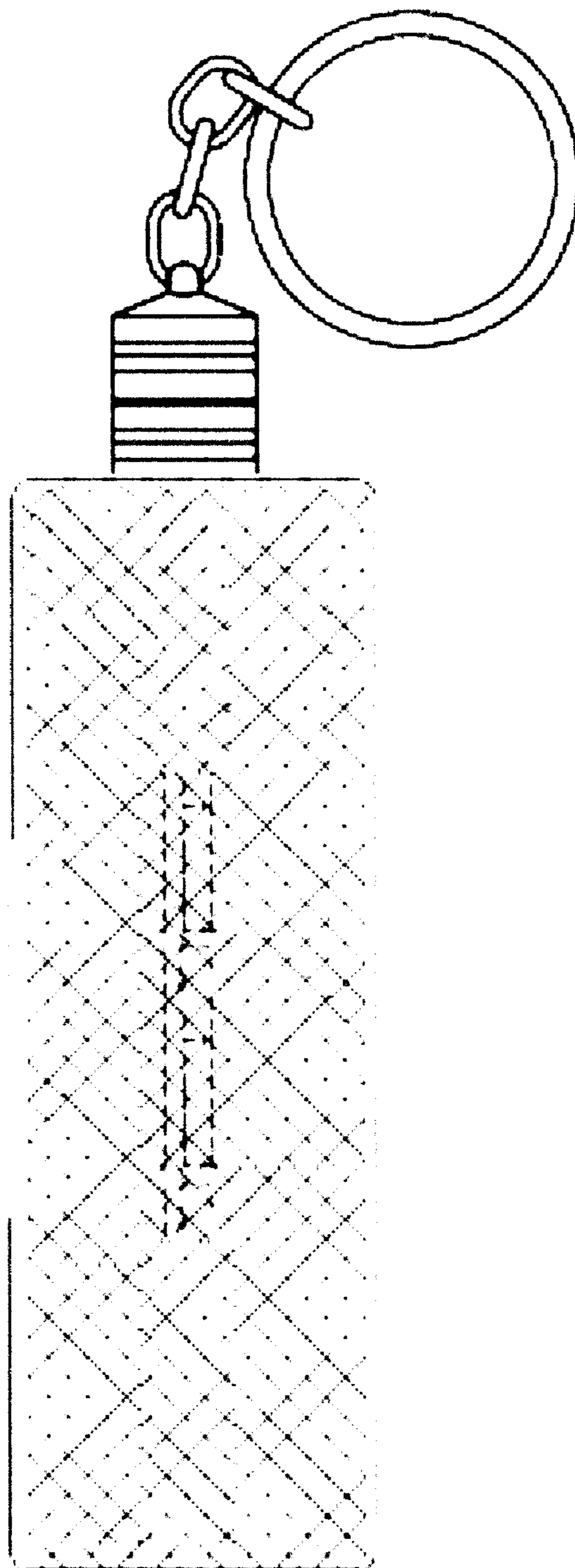


FIG. 6