



US00D542021S

(12) **United States Design Patent**  
**Dunshee et al.**

(10) **Patent No.: US D542,021 S**

(45) **Date of Patent: \*\* \*May 8, 2007**

(54) **BANDAGES POUCH**

(75) Inventors: **Wayne K. Dunshee**, Maplewood, MN (US); **Amy J. Krohn**, Oakdale, MN (US)

(73) Assignee: **3M Innovative Properties Company**, St. Paul, MN (US)

(\*) Notice: This patent is subject to a terminal disclaimer.

(\*\*) Term: **14 Years**

(21) Appl. No.: **29/237,334**

(22) Filed: **Aug. 30, 2005**

(51) **LOC (8) Cl.** ..... **03-01**

(52) **U.S. Cl.** ..... **D3/203.5**

(58) **Field of Classification Search** ..... D3/203.1, D3/203.2, 203.3, 203.4, 203.5, 201, 247-253, D3/303; D9/414, 416, 423; 224/901-904, 224/240, 930; D24/124; 383/86, 62; 206/440-441  
See application file for complete search history.

(56) **References Cited**

U.S. PATENT DOCUMENTS

1,683,487	A	*	9/1928	Remley	.....	206/440
D247,064	S	*	1/1978	Spiegelberg	.....	D9/416
D358,253	S	*	5/1995	Wong	.....	D3/247
D364,086	S		11/1995	Jacobson		
D381,501	S		7/1997	Leininger		
D386,001	S	*	11/1997	Saffran	.....	D9/423
D388,611	S		1/1998	Shaw		

D390,457	S		2/1998	Hoska et al.		
D408,626	S	*	4/1999	Lage	.....	D3/203.5
D410,769	S	*	6/1999	Dorizas	.....	D3/201
D449,927	S	*	11/2001	Dorizas	.....	D3/201
D450,443	S	*	11/2001	Dorizas	.....	D3/201
D463,268	S		9/2002	Dennis et al.		
D471,704	S	*	3/2003	Moore	.....	D3/247
D475,849	S	*	6/2003	Mitchler et al.	.....	D3/303
D485,982	S	*	2/2004	Merkel et al.	.....	D3/226
D499,636	S		12/2004	Bennie et al.		
2004/0004014	A1	*	1/2004	Grossman	.....	206/440

\* cited by examiner

*Primary Examiner*—Catherine R. Oliver

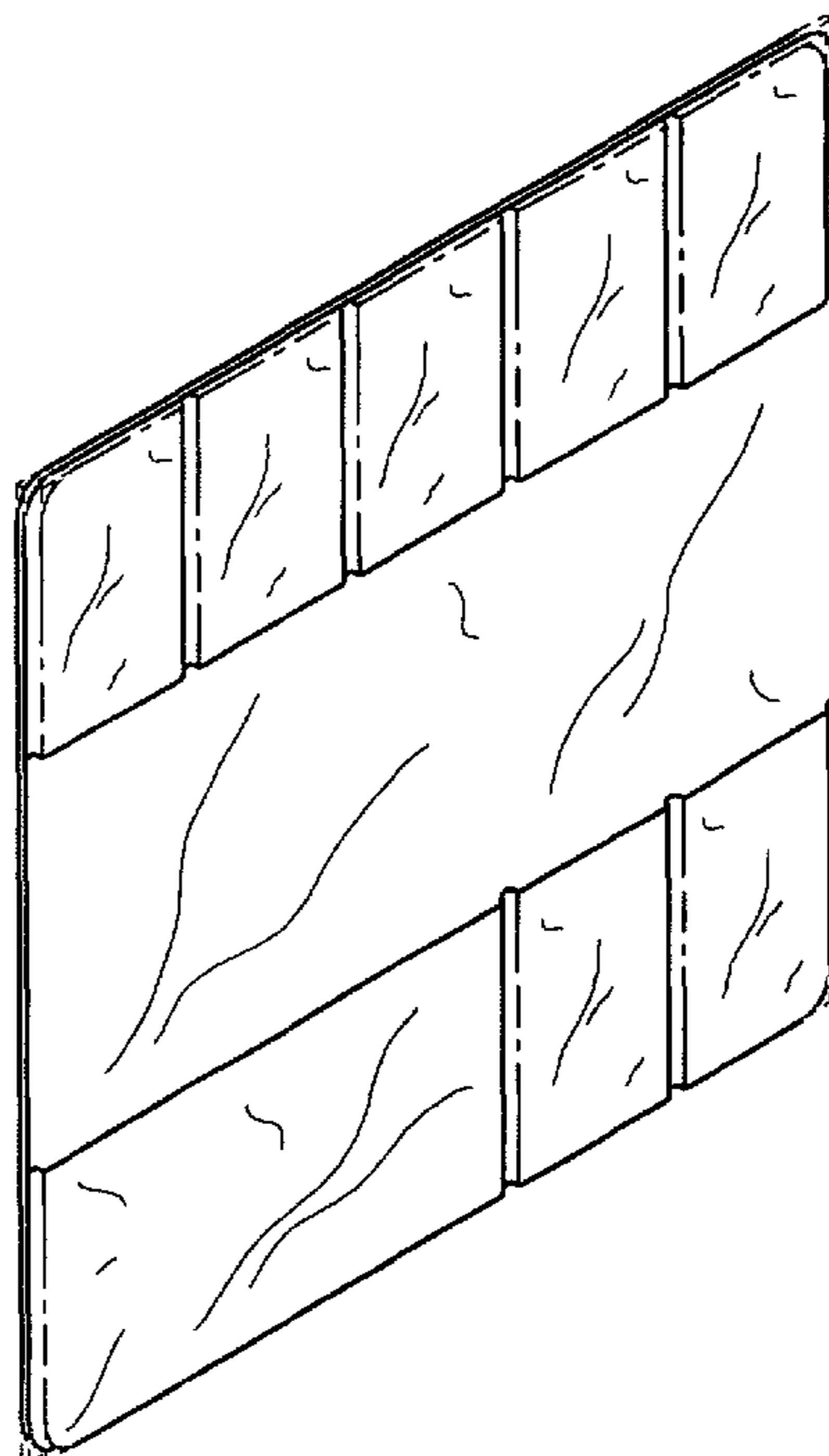
(57) **CLAIM**

The ornamental design for a bandages pouch, as shown and described.

**DESCRIPTION**

FIG. 1 is an isometric view of a pouch for bandages showing our new design;  
FIG. 2 is a top plan view of the pouch for bandages;  
FIG. 3 is a bottom plan view of the pouch for bandages;  
FIG. 4 is a first end elevational view of the pouch for bandages;  
FIG. 5 is a second end elevational view of the pouch for bandages; and,  
FIG. 6 is a side elevational view, the opposite side elevational view thereof being the same.  
The broken line showing of environment in the drawings is for illustrative purposes only and forms no part of the claimed design.

**1 Claim, 2 Drawing Sheets**



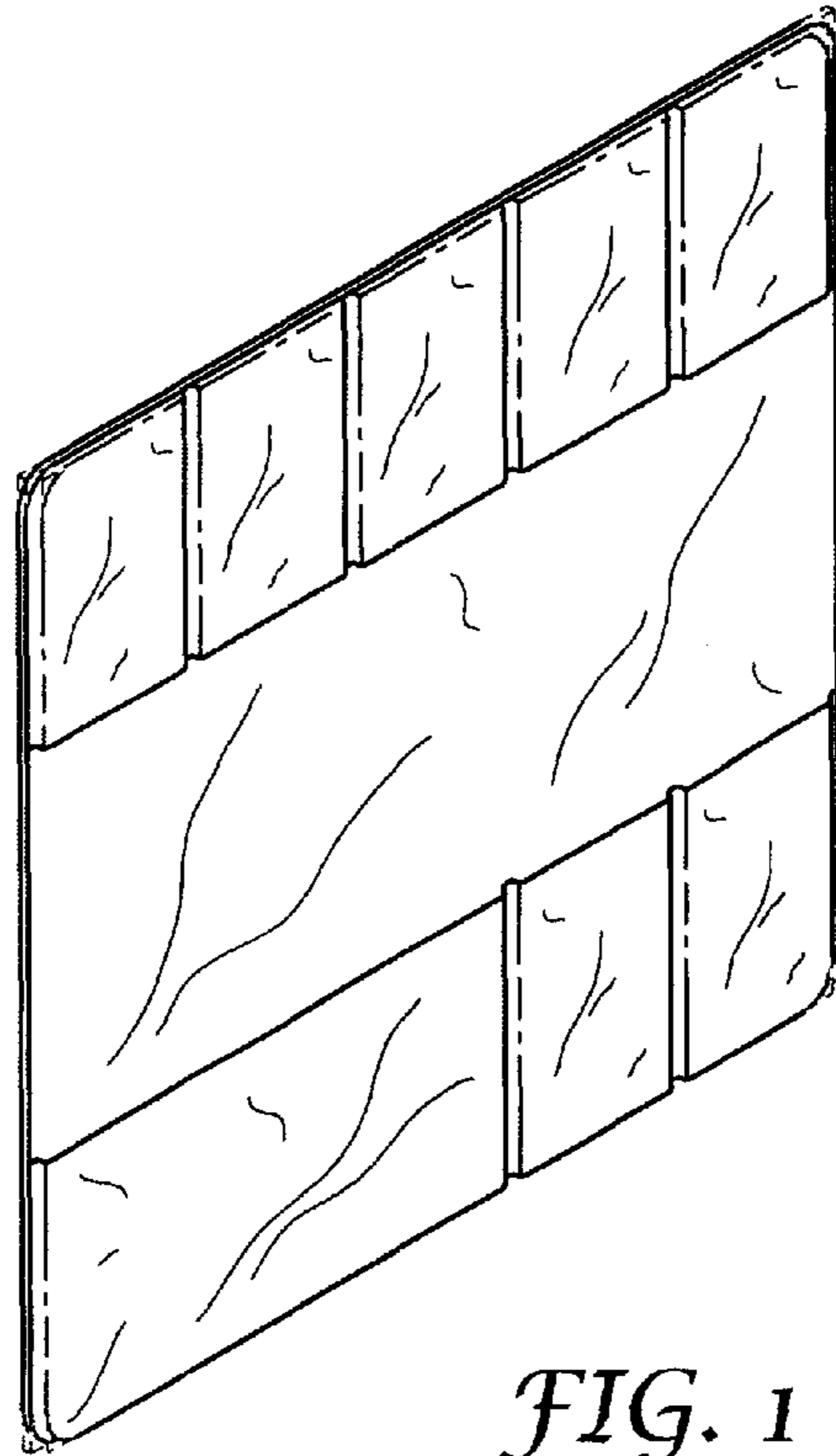


FIG. 1

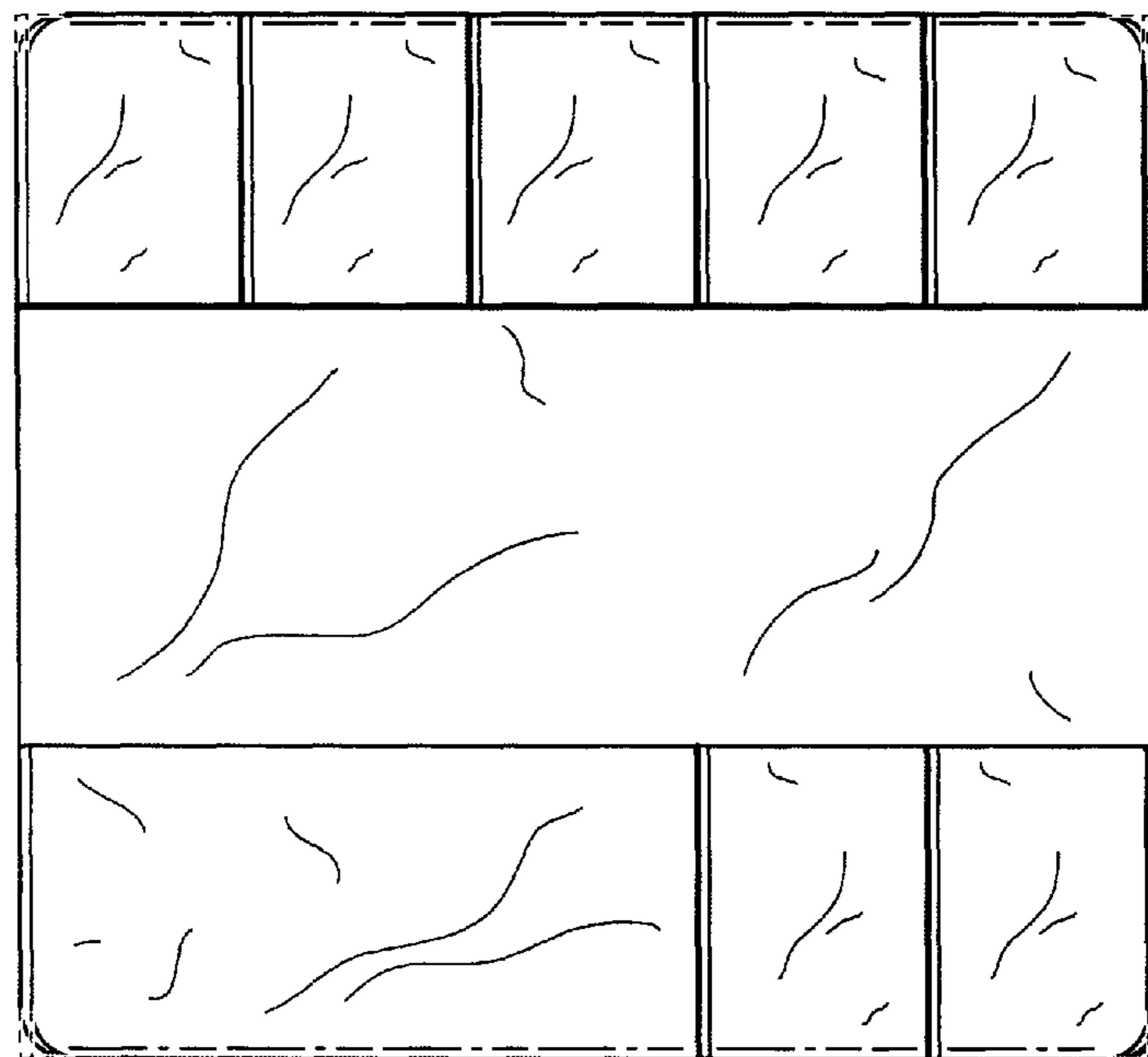


FIG. 2



*FIG. 3*



*FIG. 4*



*FIG. 5*



*FIG. 6*