

US00D542016S

(12) **United States Design Patent** (10) **Patent No.:** **US D542,016 S**
Teteriatnikov (45) **Date of Patent:** **** May 8, 2007**

(54) **COMBINED SHOE BOTTOM AND PERIPHERY**
(75) Inventor: **Savva Teteriatnikov**, Hermosa Beach, CA (US)
(73) Assignee: **Skechers U.S.A., Inc. II**, Manhattan Beach, CA (US)
(**) Term: **14 Years**
(21) Appl. No.: **29/248,911**
(22) Filed: **Sep. 8, 2006**
(51) **LOC (8) Cl.** **02-04**
(52) **U.S. Cl.** **D2/953; D2/947; D2/951**
(58) **Field of Classification Search** D2/902, D2/946-949, 951-960; 36/3 B, 22 R, 24.5, 36/25 R, 28, 32 R, 34 R, 67 A, 59 C
See application file for complete search history.

D391,045 S * 2/1998 Assous D2/954
D394,741 S 6/1998 Gaudio
D395,739 S 7/1998 Mervar
D409,825 S 5/1999 Greenberg
D411,244 S 6/1999 Robinson et al.
D415,608 S * 10/1999 Gelsomini D2/954
D424,287 S 5/2000 Edwards
D426,945 S 6/2000 Edwards
D429,552 S 8/2000 Kern
D432,294 S 10/2000 Wilson
D433,791 S 11/2000 Laberge
D437,104 S * 2/2001 Mallery D2/902
D458,740 S * 6/2002 McClaskie D2/957
D464,477 S 10/2002 Adams
D468,893 S * 1/2003 Lupo D2/952
D470,998 S 3/2003 Adreliunas et al.
D474,584 S * 5/2003 Matis D2/953
D476,140 S * 6/2003 Jones D2/957
D492,095 S * 6/2004 Sanchez et al. D2/896
D513,841 S * 1/2006 Corbi Rico D2/956
D515,790 S * 2/2006 Romano et al. D2/952
D520,721 S * 5/2006 White et al. D2/957
D527,514 S * 9/2006 Cass D2/953
D528,751 S * 9/2006 Pawlus D2/953

(56) **References Cited**
U.S. PATENT DOCUMENTS

D59,849 S 11/1921 Lloyd
D67,788 S * 7/1925 Cary D2/959
D76,541 S 10/1928 Hopwood
D77,152 S * 12/1928 Greene D2/954
D83,316 S * 2/1931 Drake D2/953
D87,795 S * 9/1932 Regan D2/960
D99,934 S * 6/1936 Fowler D2/954
D112,429 S * 12/1938 Tebbutt D2/952
D135,791 S * 6/1943 Beebe D2/960
3,169,327 A * 2/1965 Fukuoka 36/34 R
3,494,055 A * 2/1970 McSorley 36/59 R
3,662,478 A * 5/1972 Schwab 36/59 C
D287,186 S 12/1986 Sironi
D319,337 S 8/1991 Hatfield
D329,533 S 9/1992 Hatfield
D332,344 S 1/1993 Hatfield
D332,692 S 1/1993 Hatfield
5,212,878 A 5/1993 Burke et al.
D341,709 S 11/1993 Hatfield et al.
D347,935 S 6/1994 Dolinsky
5,651,195 A * 7/1997 Clancy 36/11.5
D382,692 S 8/1997 Carlson
D384,494 S 10/1997 Clancy
D387,890 S 12/1997 Faulconer et al.

* cited by examiner

Primary Examiner—Celia A. Murphy
(74) *Attorney, Agent, or Firm*—Marshall A. Lerner; Marvin H. Kleinberg; Kleinberg & Lerner, LLP

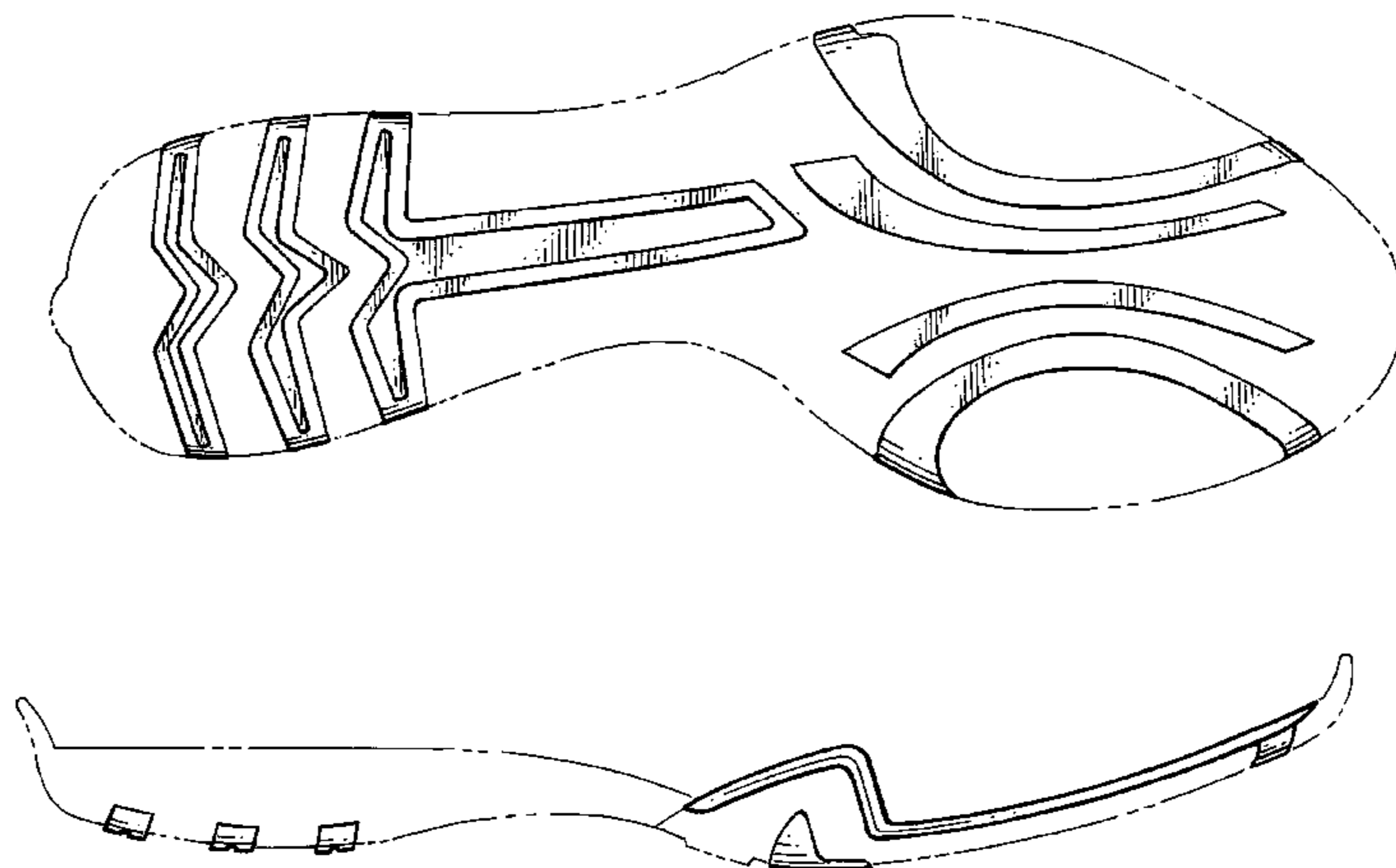
(57) **CLAIM**

The ornamental design for a combined shoe bottom and periphery, as shown and described.

DESCRIPTION

FIG. 1 is a perspective view of a combined shoe bottom and periphery in accordance with my new design; FIG. 2 is a bottom plan view thereof; FIG. 3 is a left side elevational view thereof; FIG. 4 is a right side elevational view thereof; FIG. 5 is a front elevational view thereof; and, FIG. 6 is a rear elevational view thereof. Broken lines in the figures are for illustrative purposes only and form no part of the claimed invention.

1 Claim, 3 Drawing Sheets



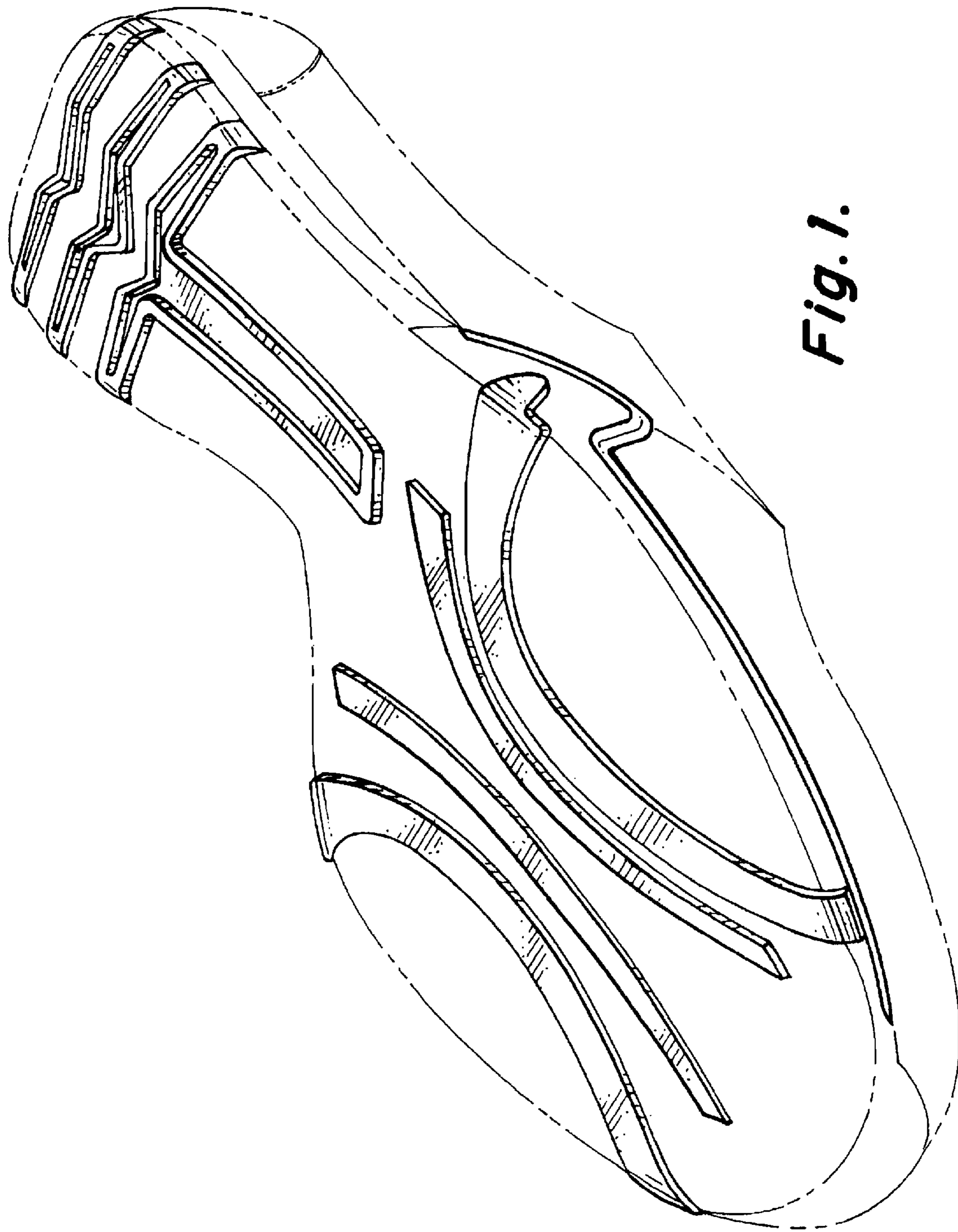


Fig. 1.

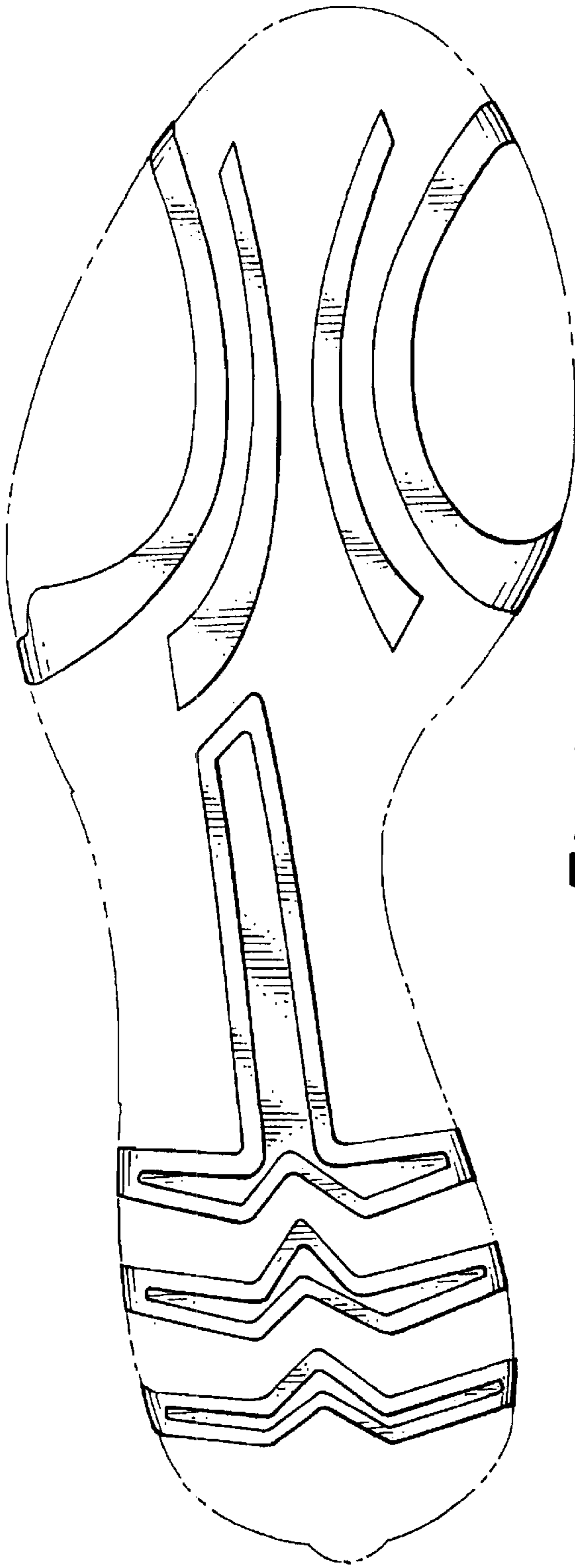


Fig. 2.

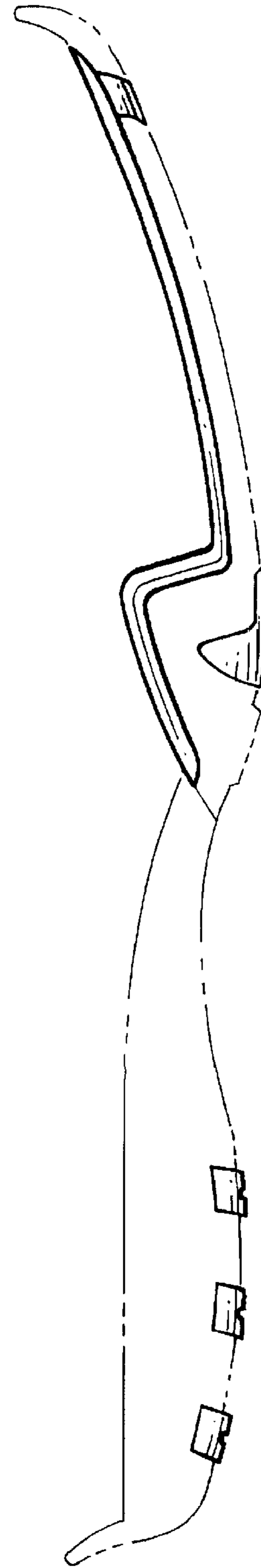


Fig. 3.



Fig. 4.

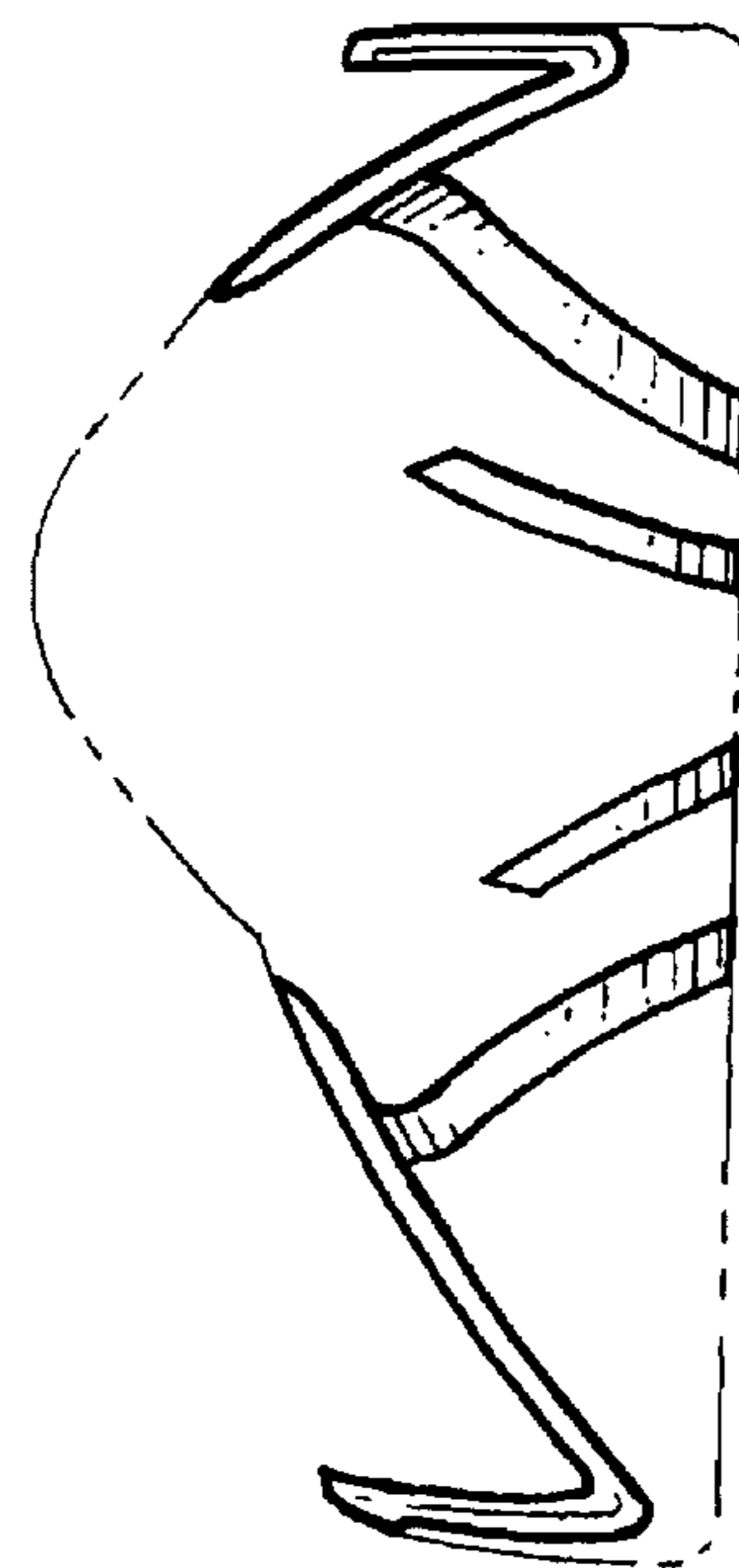


Fig. 5.

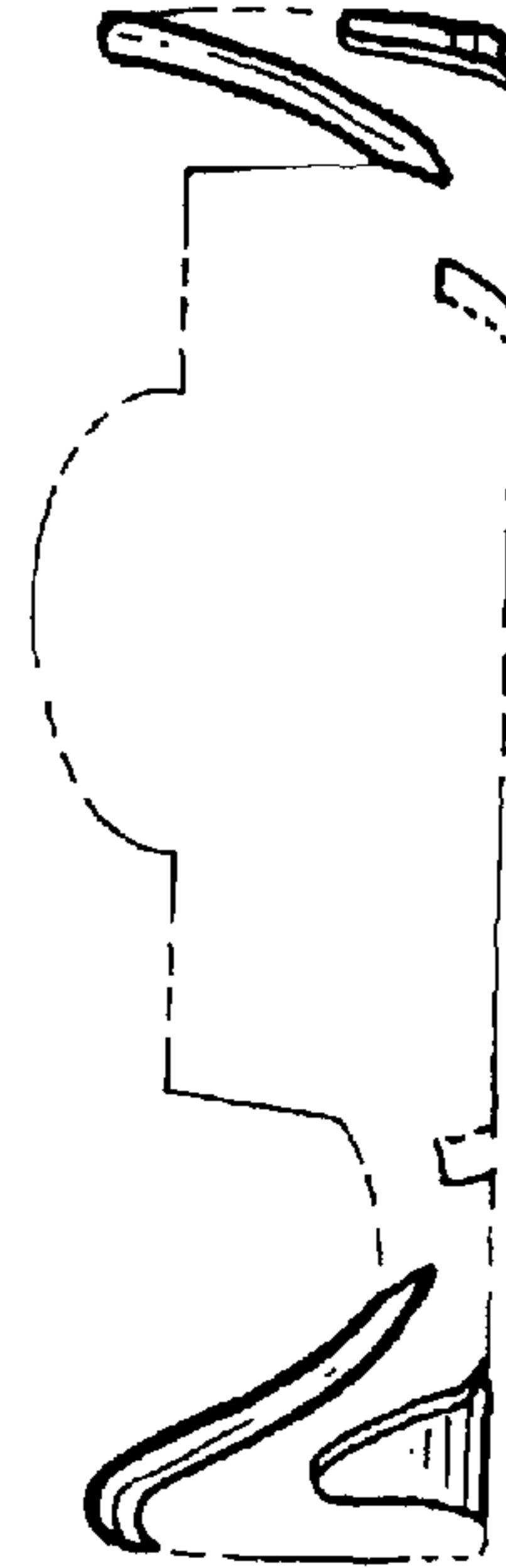


Fig. 6.