



US00D542015S

(12) **United States Design Patent**
McClaskie

(10) **Patent No.:** **US D542,015 S**

(45) **Date of Patent:** **** May 8, 2007**

- (54) **OUTSOLE FOR A SHOE**
- (75) Inventor: **Thomas E. McClaskie**, Bethlehem, PA (US)
- (73) Assignee: **Columbia Insurance Company**, Omaha, NE (US)
- (**) Term: **14 Years**
- (21) Appl. No.: **29/262,428**
- (22) Filed: **Jun. 30, 2006**
- (51) **LOC (8) Cl.** **02-04**
- (52) **U.S. Cl.** **D2/952; D2/953**
- (58) **Field of Classification Search** D2/902, D2/946-949, 951-960; D5/6; 36/3 B, 22 R, 36/24.5, 25 R, 28, 32 R, 34 R, 67 A, 59 C
See application file for complete search history.

4,366,629 A	1/1983	Scherz	36/4
4,562,652 A	1/1986	Hensler	36/102
4,908,963 A	3/1990	Krajcir et al.	36/77
4,995,174 A	2/1991	Hong et al.	36/72
5,048,203 A	9/1991	Kling	36/32
D330,802 S	* 11/1992	Edmund et al.	D2/952
5,185,944 A	2/1993	Okajima	36/45
D335,953 S	6/1993	Tyng	D2/320
D345,453 S	3/1994	Carpenter	D2/955
5,499,459 A	3/1996	Tomaro	36/10
D369,235 S	* 4/1996	Senda et al.	D2/953
5,526,584 A	6/1996	Bleimhofer et al.	36/10
D381,494 S	7/1997	Anderson	D2/959
D384,798 S	10/1997	Gray	D2/964
5,738,937 A	4/1998	Baychar	428/316.6
D430,968 S	9/2000	Carroll	D2/962
6,161,315 A	12/2000	Dalton	36/134

(Continued)

Primary Examiner—Celia A. Murphy
(74) *Attorney, Agent, or Firm*—St. Onge Steward Johnston & Reens LLC

(56) **References Cited**

U.S. PATENT DOCUMENTS

D24,048 S	*	2/1895	Werner	D5/6
D26,137 S	*	9/1896	Booz	D5/6
D26,604 S	*	2/1897	Stewart	D5/6
D41,650 S	*	8/1911	Keith	D5/6
D60,905 S	*	4/1922	Dowling	D5/6
D71,293 S	*	10/1926	Meeker	D5/66
D84,816 S	*	8/1931	Freudenberg	D5/16
1,974,543 A		9/1934	Reymond	12/142
2,046,217 A		6/1936	Strauss	36/72
2,079,237 A		5/1937	Allard	36/2
2,160,768 A		5/1939	Wasser	36/72
2,344,069 A		3/1944	Wasser	36/72
D144,330 S	*	4/1946	Walter	D5/6
D168,540 S	*	1/1953	Friedman	D5/66
3,091,871 A		6/1963	Tronche	36/72
3,175,310 A		3/1965	MacQuaid	36/72
3,191,321 A		6/1965	Brutting	36/2.5
3,213,551 A		10/1965	Krauss	36/2.5
3,407,518 A		10/1968	MacQuaid et al.	36/72
3,525,165 A		8/1970	Randall, Jr.	36/2.5
3,561,142 A		2/1971	Streit, Sr. et al.	36/72
D256,518 S		8/1980	Moesle	D2/320
4,231,170 A		11/1980	Griswold	36/72

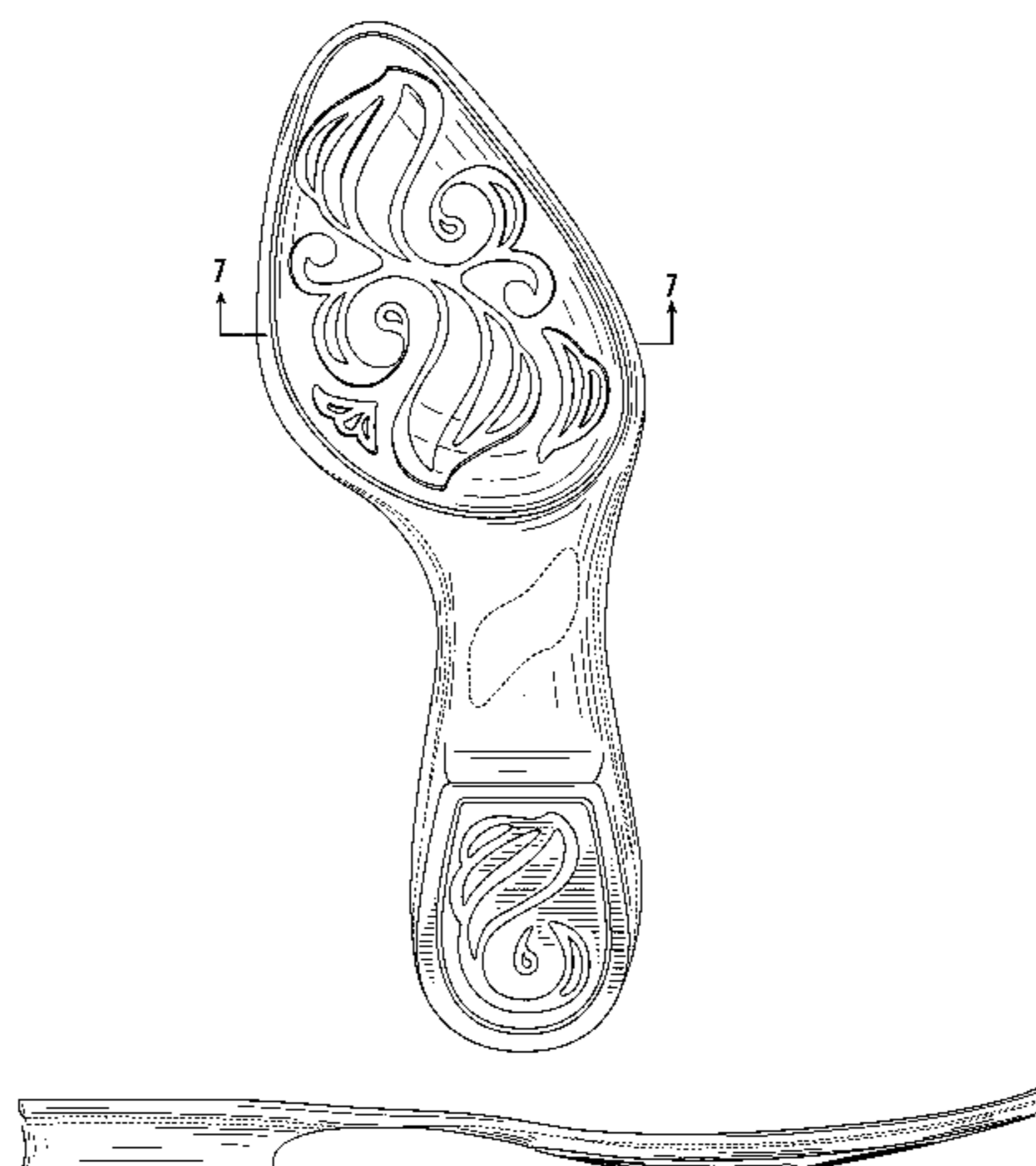
(57) **CLAIM**

I claim the ornamental design for an outsole for a shoe, as shown and described.

DESCRIPTION

FIG. 1 is a bottom perspective view of an outsole for a shoe showing my new design;
 FIG. 2 is a bottom view thereof;
 FIG. 3 is a left side view thereof;
 FIG. 4 is a right side view thereof;
 FIG. 5 is a front view thereof;
 FIG. 6 is a rear view thereof; and,
 FIG. 7 is a cross sectional view taken on line 7-7 of FIG. 2, the broken lines showing the portion of the design that forms no part of the claim.
 The broken parallel lines around the periphery of FIGS. 1-6, along with the broken curvilinear shape in the arch region of FIGS. 1 & 2 represent the boundaries of the design with the lines themselves, and the areas within them, forming no part of the claim.

1 Claim, 5 Drawing Sheets



US D542,015 S

Page 2

U.S. PATENT DOCUMENTS

D468,083 S	1/2003	Morais	D2/960	D501,707 S	2/2005	Nakano	D2/959
D474,584 S	* 5/2003	Matis	D2/953	D511,609 S	* 11/2005	Magro et al.	D2/908
D480,203 S	* 10/2003	Matis et al.	D2/952	D513,839 S	* 1/2006	McClaskie	D2/952
D483,555 S	12/2003	Robinson, Jr. et al.	D2/954	D513,840 S	* 1/2006	Urie et al.	D2/953
D488,303 S	* 4/2004	Dwiggins et al.	D5/39	D525,017 S	* 7/2006	Ochoa	D2/952
D495,121 S	* 8/2004	McClaskie	D2/952	D531,393 S	* 11/2006	McClaskie	D2/952
D495,856 S	* 9/2004	McClaskie	D2/952	D531,787 S	* 11/2006	McClaskie	D2/952

* cited by examiner

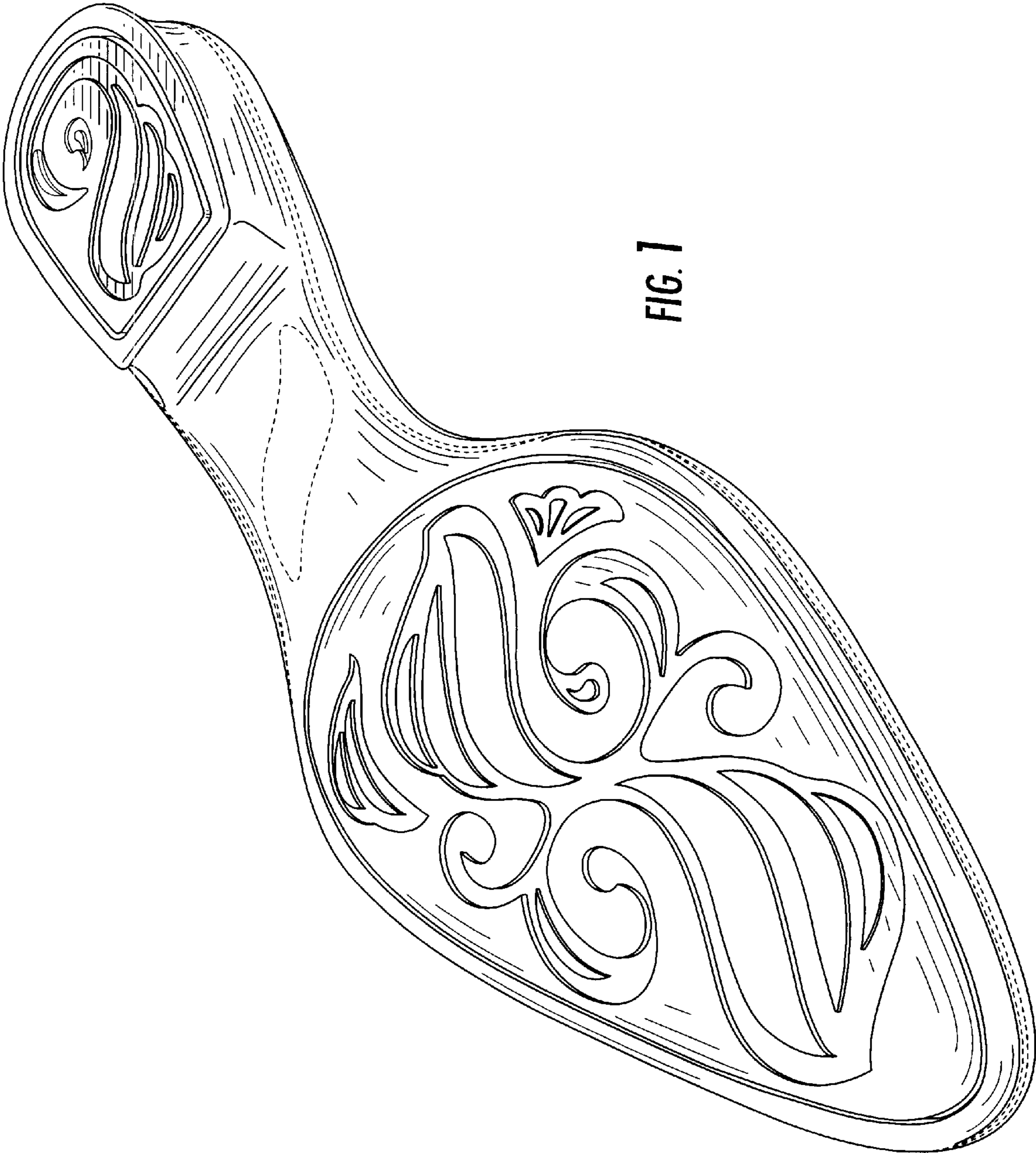


FIG. 1

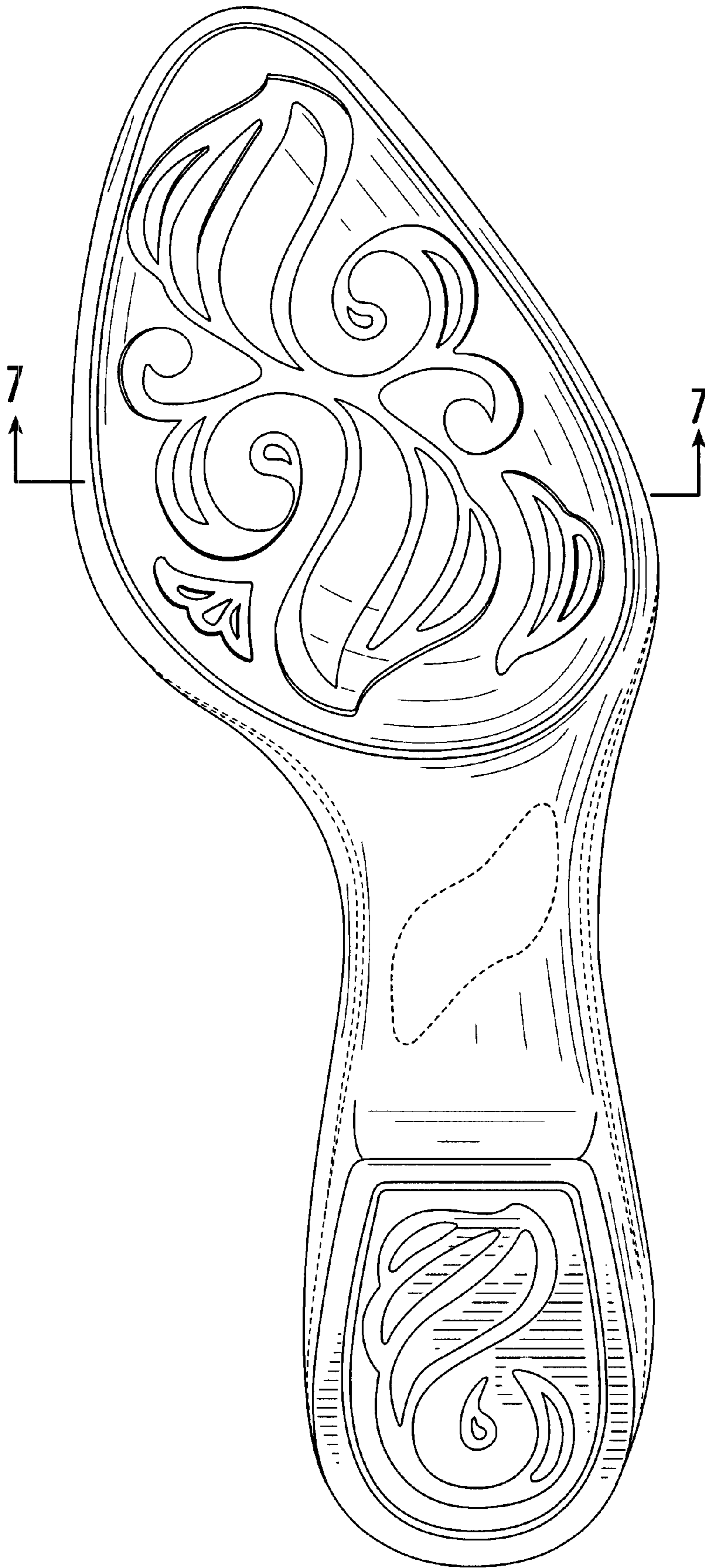


FIG. 2

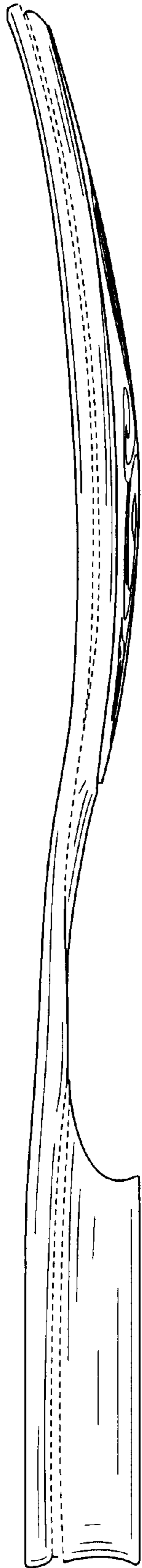


FIG. 3

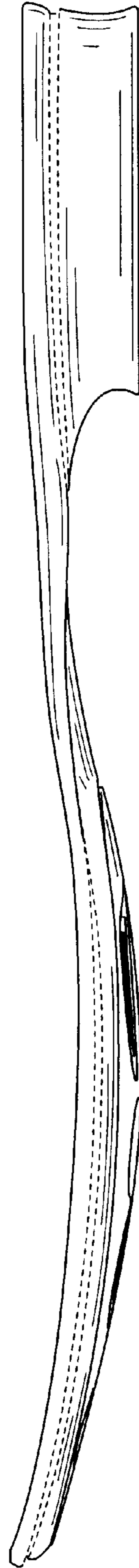


FIG. 4

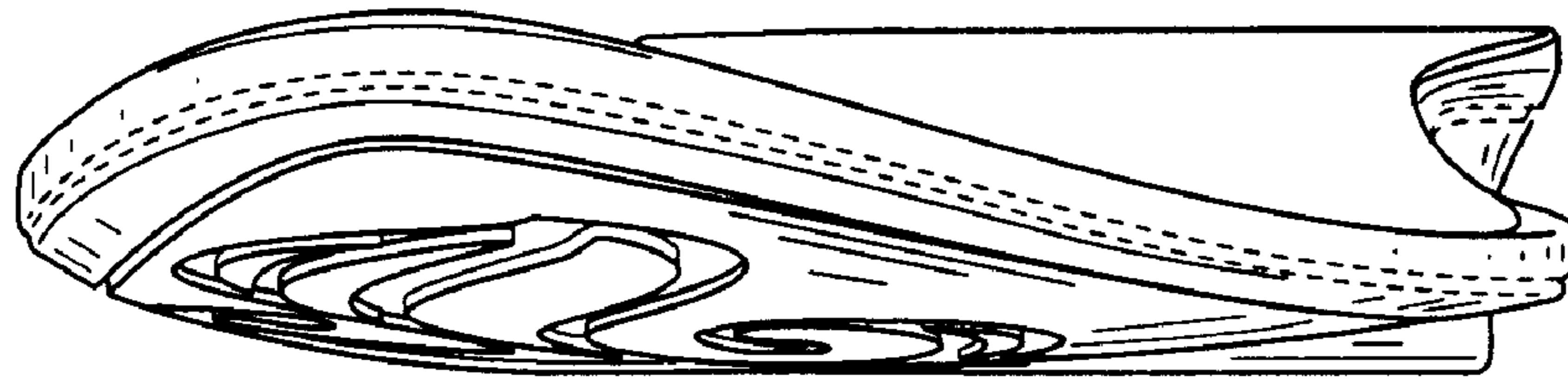


FIG. 5

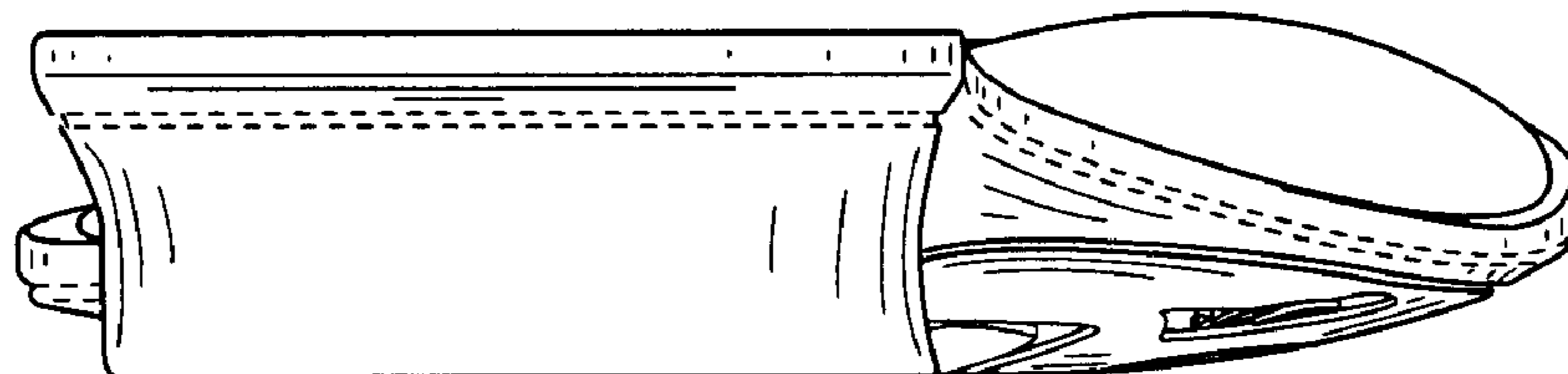


FIG. 6

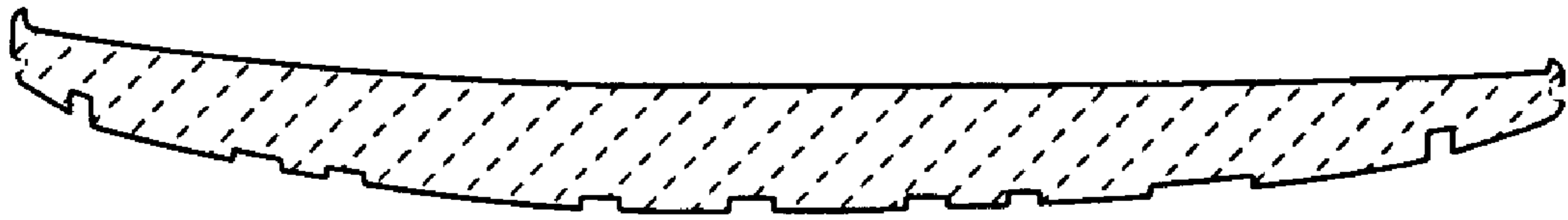


FIG. 7