

US00D542009S

(12) **United States Design Patent**
Wardle

(10) **Patent No.:** **US D542,009 S**

(45) **Date of Patent:** **** May 8, 2007**

(54) **POCKET**

(76) Inventor: **Don Wardle**, 27085 5th St., Highland,
CA (US) 92346

(**) Term: **14 Years**

(21) Appl. No.: **29/265,808**

(22) Filed: **Sep. 6, 2006**

(51) **LOC (8) Cl.** **02-02**

(52) **U.S. Cl.** **D2/857**

(58) **Field of Classification Search** D2/857,
D2/840, 716, 717, 720, 769, 791, 812, 820,
D2/836, 839; 2/247-253, 104, 106, 94, 115
See application file for complete search history.

(56) **References Cited**

U.S. PATENT DOCUMENTS

1,137,923	A	*	5/1915	Sullivan	2/249
D148,912	S	*	3/1948	Cookman	D2/835
3,619,817	A	*	11/1971	Rockwell	2/250
D387,540	S	*	12/1997	Kaufman	D2/857
D396,135	S	*	7/1998	Wardle	D2/857
D461,036	S	*	8/2002	Forbes	D2/828
6,687,919	B2	*	2/2004	Dilworth et al.	2/457
6,874,163	B2	*	4/2005	Marshall	2/102
D522,750	S	*	6/2006	Girod	D3/303

2005/0114988 A1 * 6/2005 Dow 2/247

OTHER PUBLICATIONS

Uniform Scrubs Etc. http://www.uniforms-scrubs-etc.com/prestige_medical_organizers.htm. Jun. 2004. Nylon Pocket Organizer, Item A: center of page.*

* cited by examiner

Primary Examiner—Ian Simmons

Assistant Examiner—R. Johnson

(57) **CLAIM**

The ornamental design for a pocket, as shown and described.

DESCRIPTION

FIG. 1 is a perspective view of a pocket showing my new design;

FIG. 2 is a front perspective view thereof;

FIG. 3 is another front perspective view thereof;

FIG. 4 is a front elevational view thereof; and,

FIG. 5 is a rear elevational view thereof.

The broken line showing of pants in FIG. 1 is included for the purpose of illustrating environmental structure and forms no part of the claimed design.

The broken lines shown throughout the views, on the surface of the pockets, represent stitching.

1 Claim, 2 Drawing Sheets


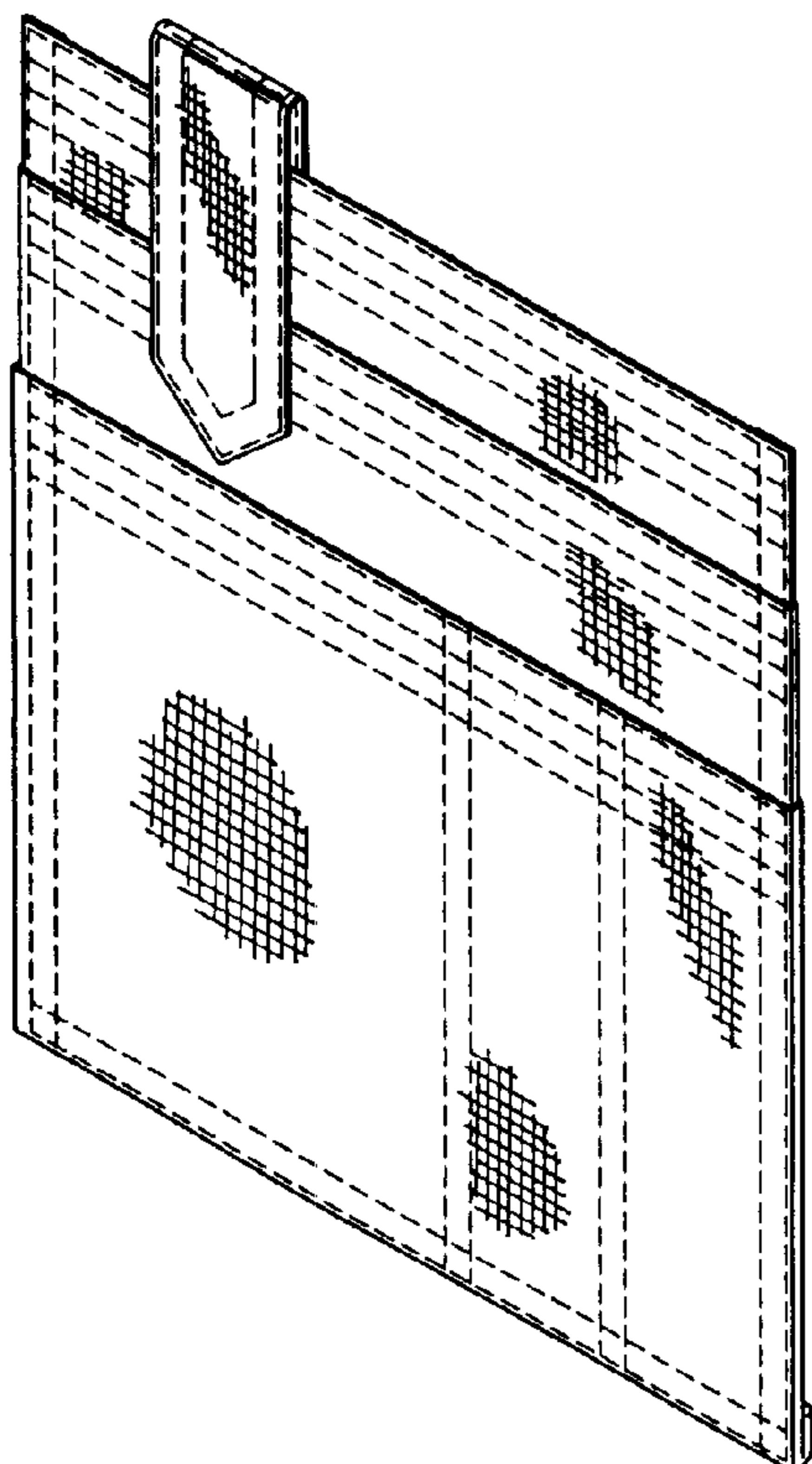


FIG. 1

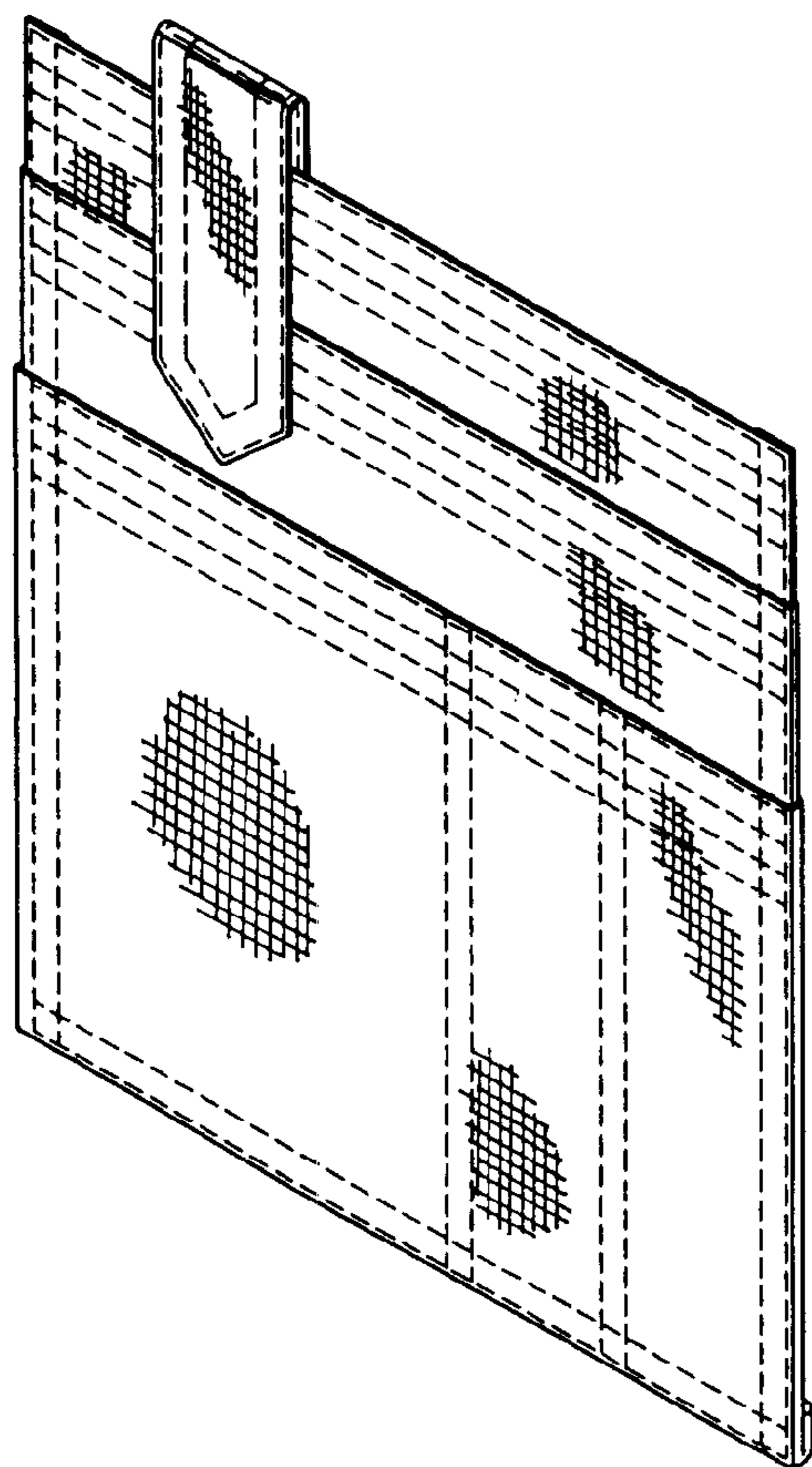
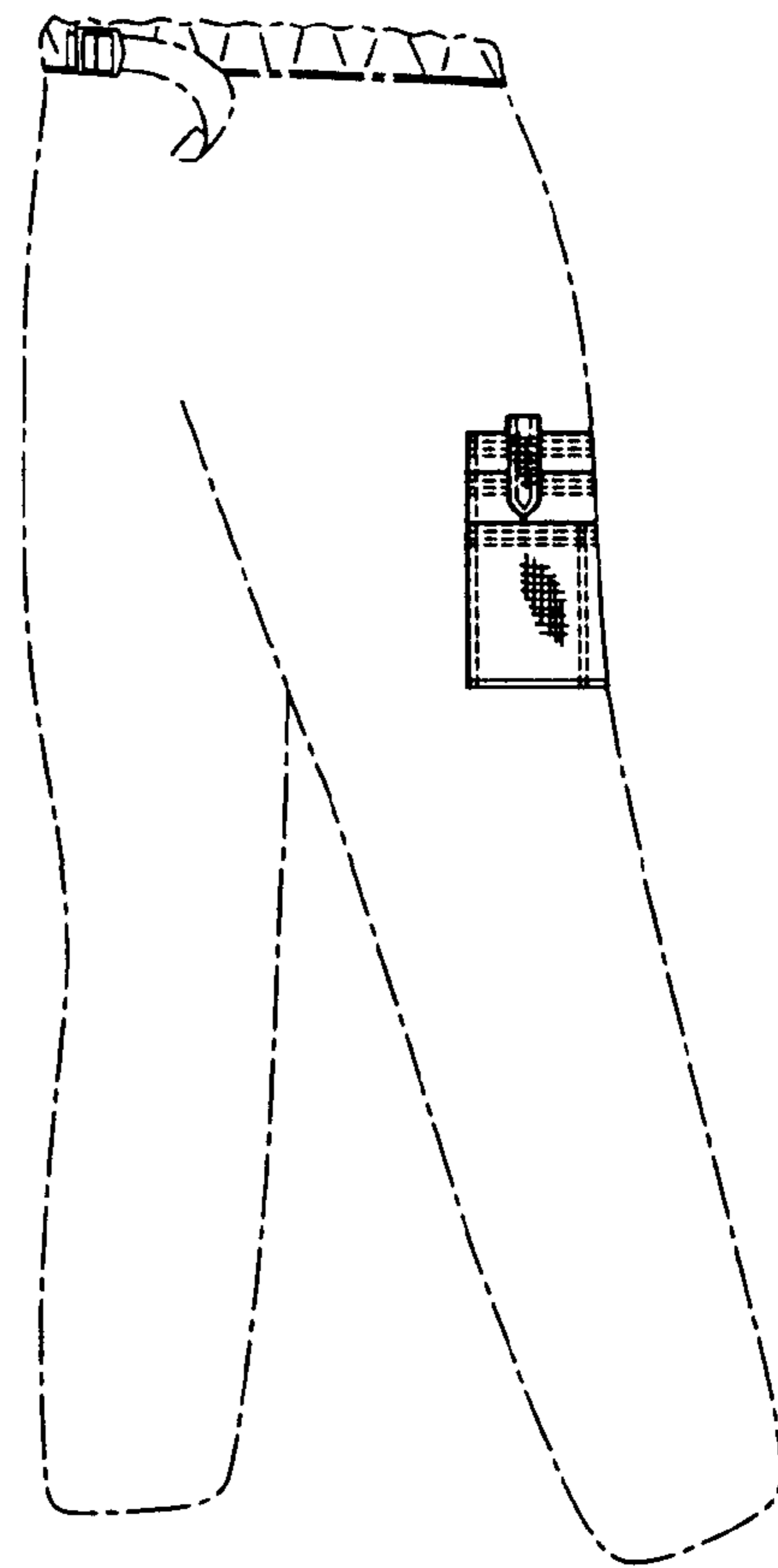


FIG. 2

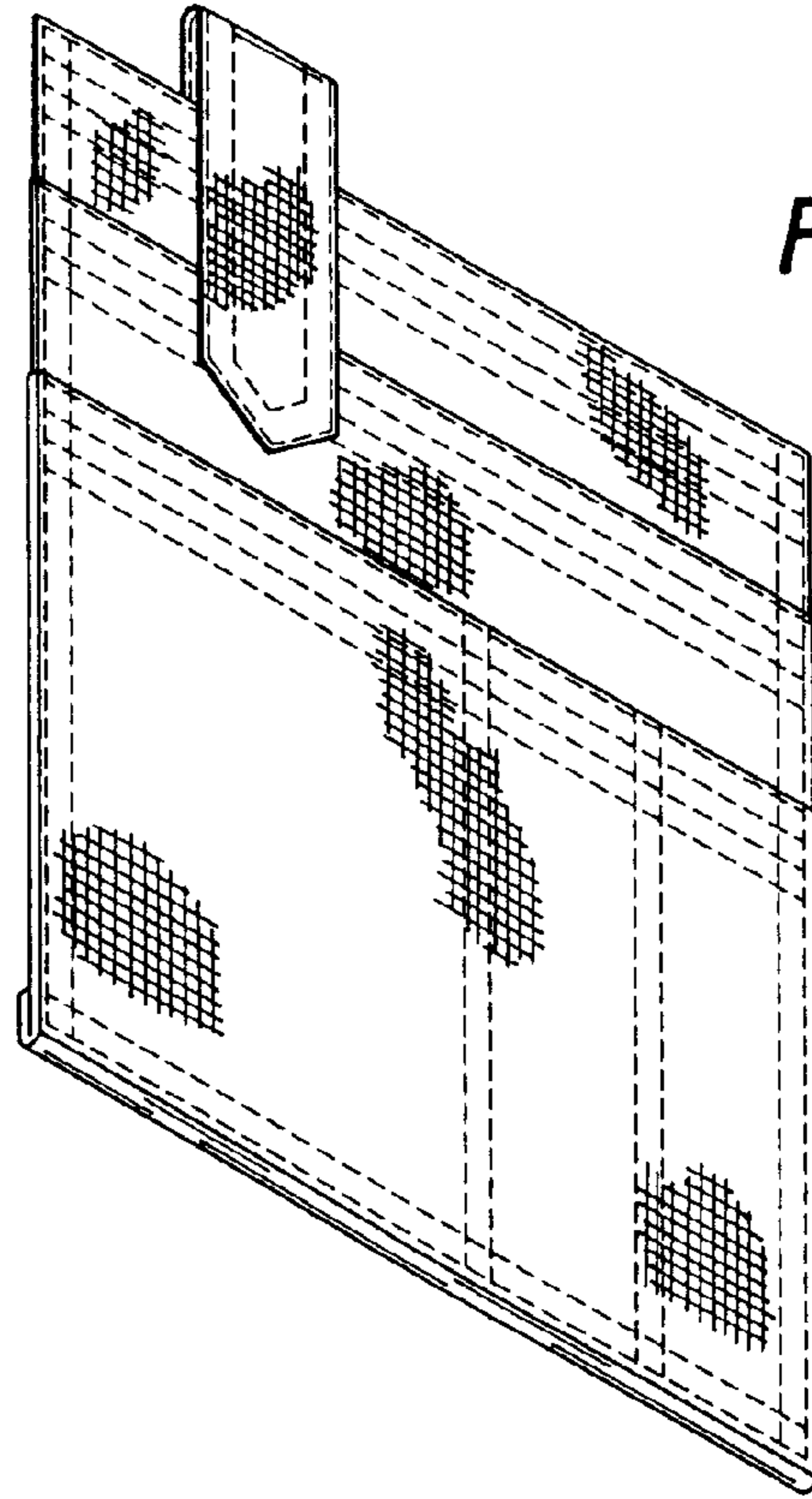


FIG. 3

FIG. 4

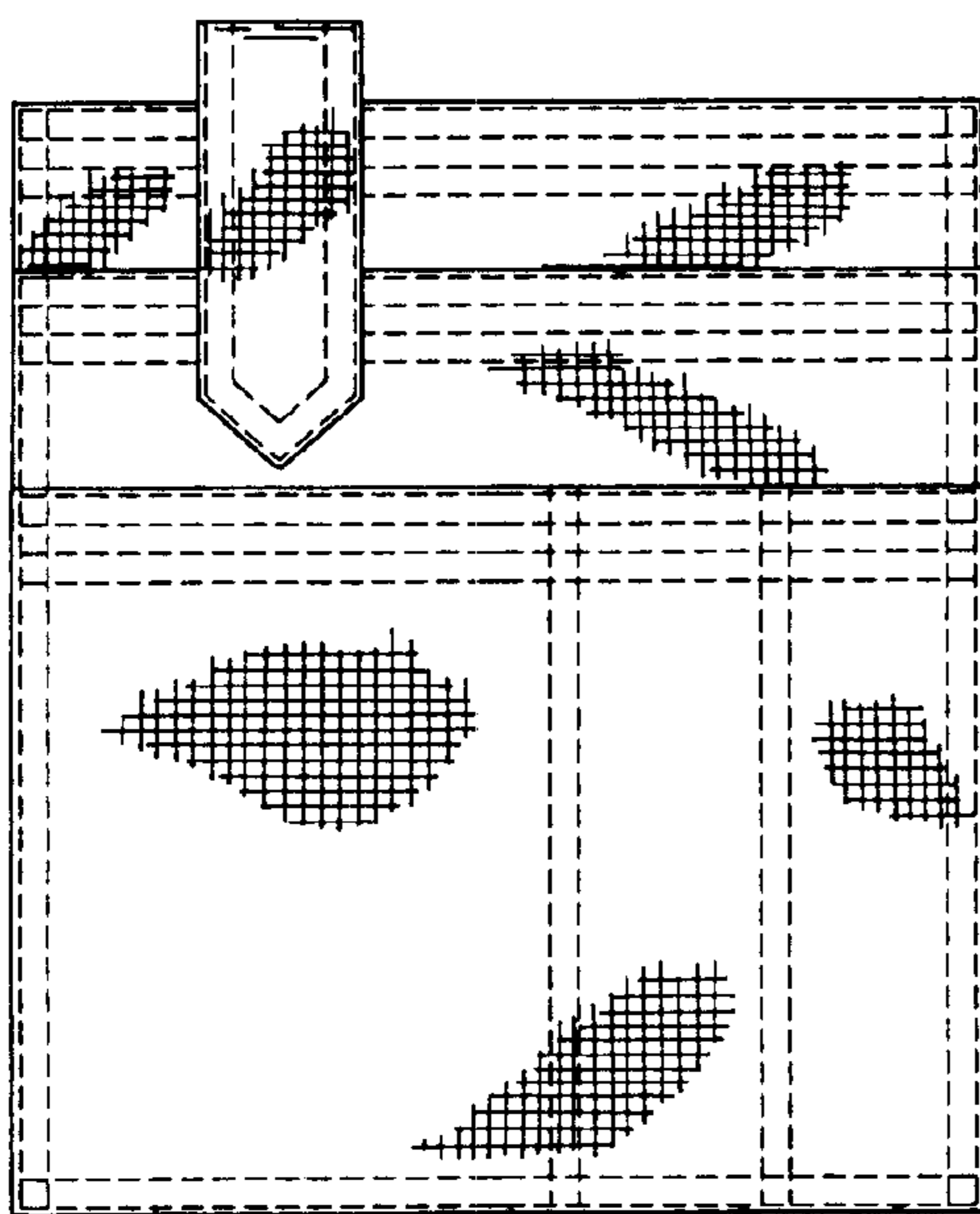


FIG. 5

