

US00D541997S

(12) **United States Design Patent**
Greene

(10) **Patent No.:** **US D541,997 S**

(45) **Date of Patent:** **** May 1, 2007**

(54) **CYCLONIC SEPARATION DEVICE**

(75) **Inventor:** **Mason Greene**, Auburn, AL (US)

(73) **Assignee:** **Euro Pro Operating, LLC**, West
Newton, MA (US)

(**) **Term:** **14 Years**

(21) **Appl. No.:** **29/219,444**

(22) **Filed:** **Dec. 15, 2004**

(51) **LOC (8) Cl.** **15-05**

(52) **U.S. Cl.** **D32/31**

(58) **Field of Classification Search** D32/17-18,
D32/21-24, 31; 15/143.1, 320-321, 323,
15/327.1, 327.2, 327.4, 327.5, 327.6, 327.7,
15/329, 344, 350-353, 410, 412-413, DIG. 8,
15/DIG. 10; 55/337, 429, 459.1, 459.2, DIG. 2,
55/DIG. 3; 417/423.2; 95/268, 271
See application file for complete search history.

(56) **References Cited**

U.S. PATENT DOCUMENTS

D411,359 S	*	6/1999	Green	D32/31
5,950,274 A		9/1999	Kilström		
6,146,434 A	*	11/2000	Scalfani et al.	55/334
D436,699 S	*	1/2001	Makihara et al.	D32/22

6,195,835 B1		3/2001	Song et al.		
D482,506 S	*	11/2003	Honda et al.	D32/22
6,782,583 B2	*	8/2004	Oh	15/350
6,868,578 B1	*	3/2005	Kasper et al.	15/347
6,889,403 B2	*	5/2005	Inoue et al.	15/353
6,925,680 B2	*	8/2005	Oh	15/350
2004/0134022 A1	*	7/2004	Murphy et al.	15/353

* cited by examiner

Primary Examiner—Ruth McInroy

(74) *Attorney, Agent, or Firm*—Greenberg Traurig LLP;
Michael I. Wolfson; Sylvia Tan

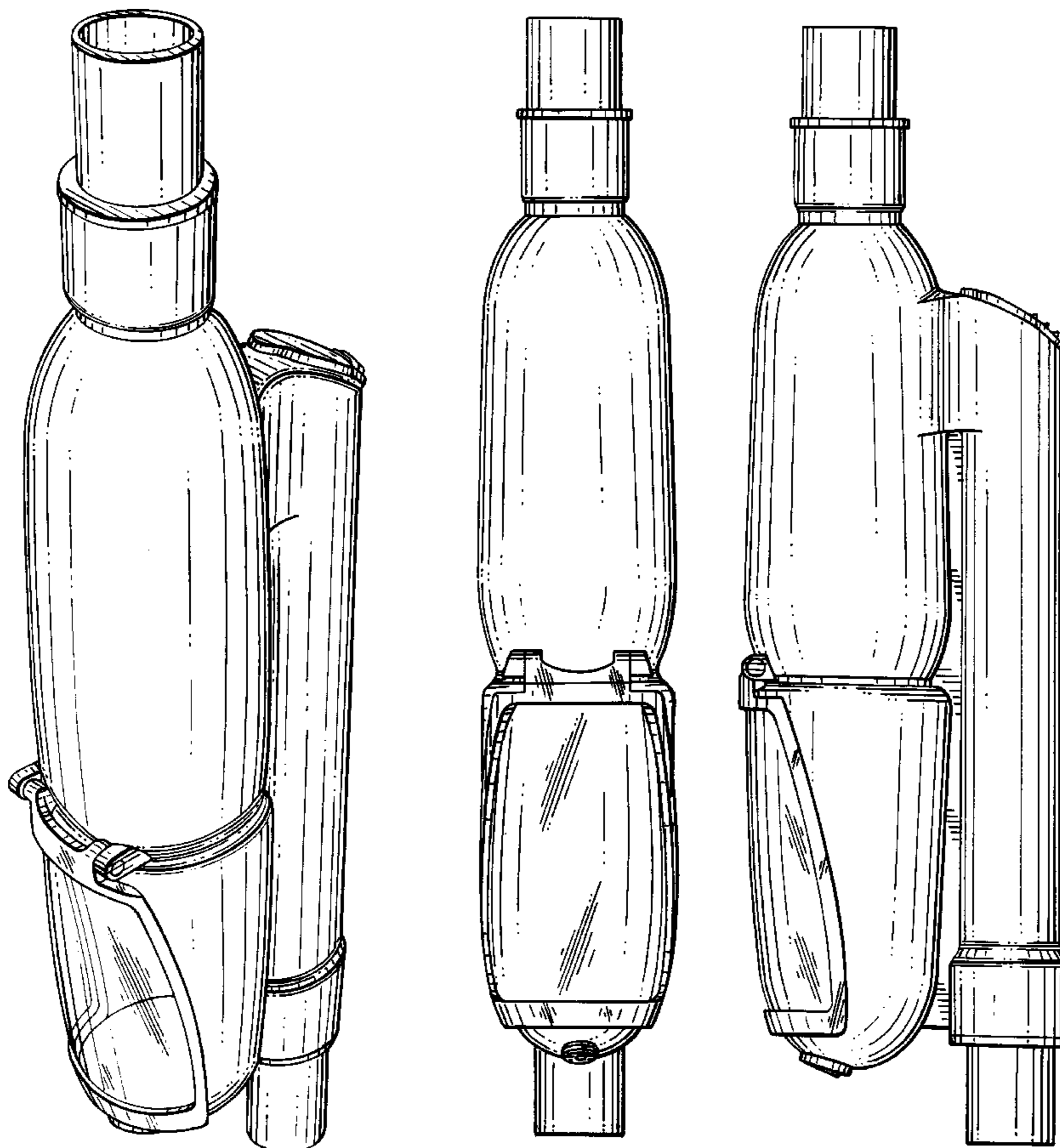
(57) **CLAIM**

The ornamental design for a cyclonic separation device, as shown and described.

DESCRIPTION

FIG. 1 is a top, front and right side perspective view of a cyclonic separation device showing my new design; FIG. 2 is a top perspective view thereof; FIG. 3 is a front perspective view thereof; FIG. 4 is a right side perspective view thereof; FIG. 5 is a rear perspective view thereof; FIG. 6 is a left side perspective view thereof; and, FIG. 7 is a bottom perspective view thereof.

1 Claim, 4 Drawing Sheets



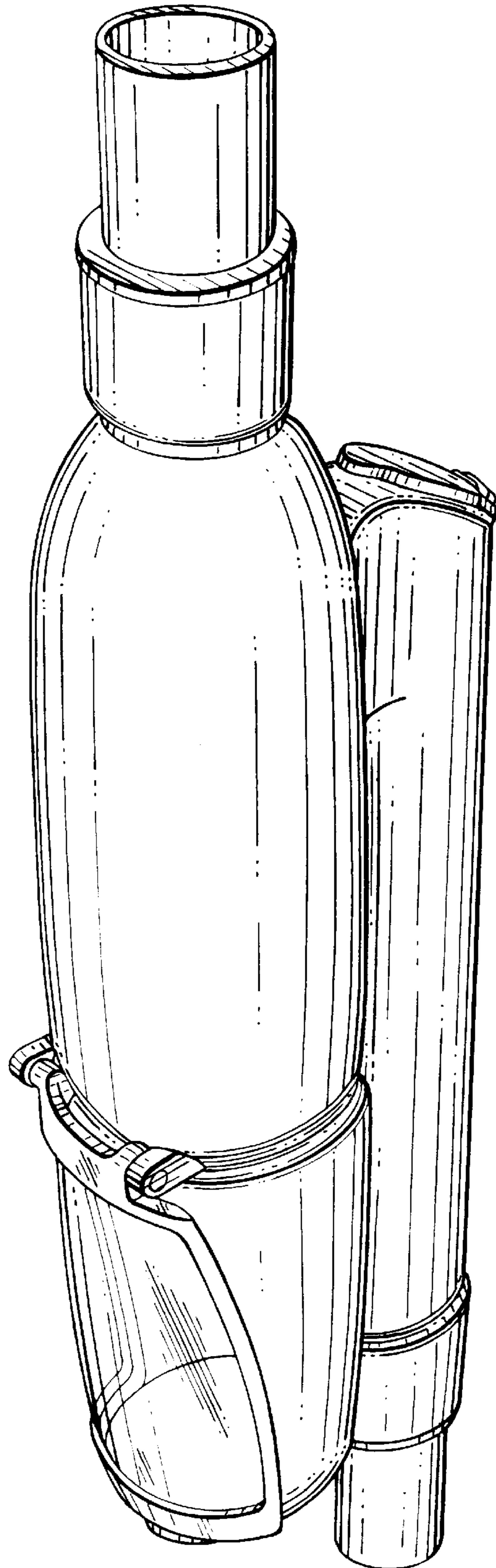


FIG. 1




FIG. 2

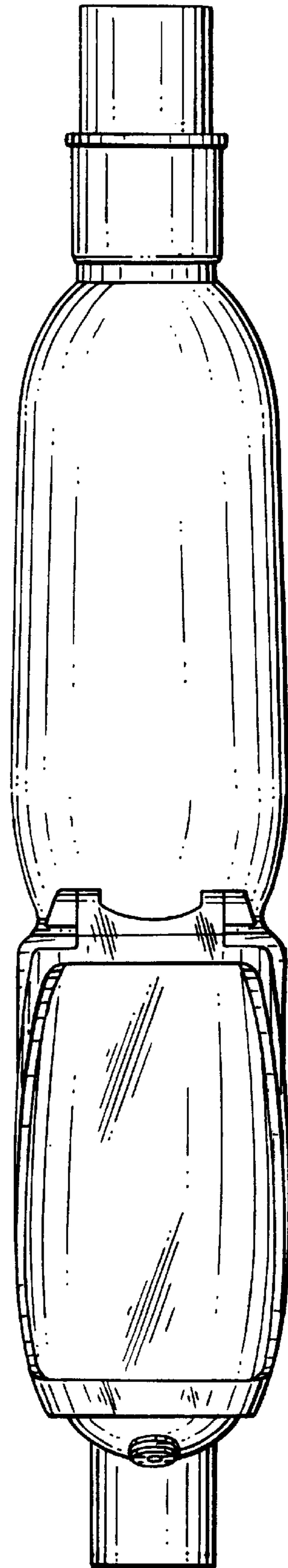

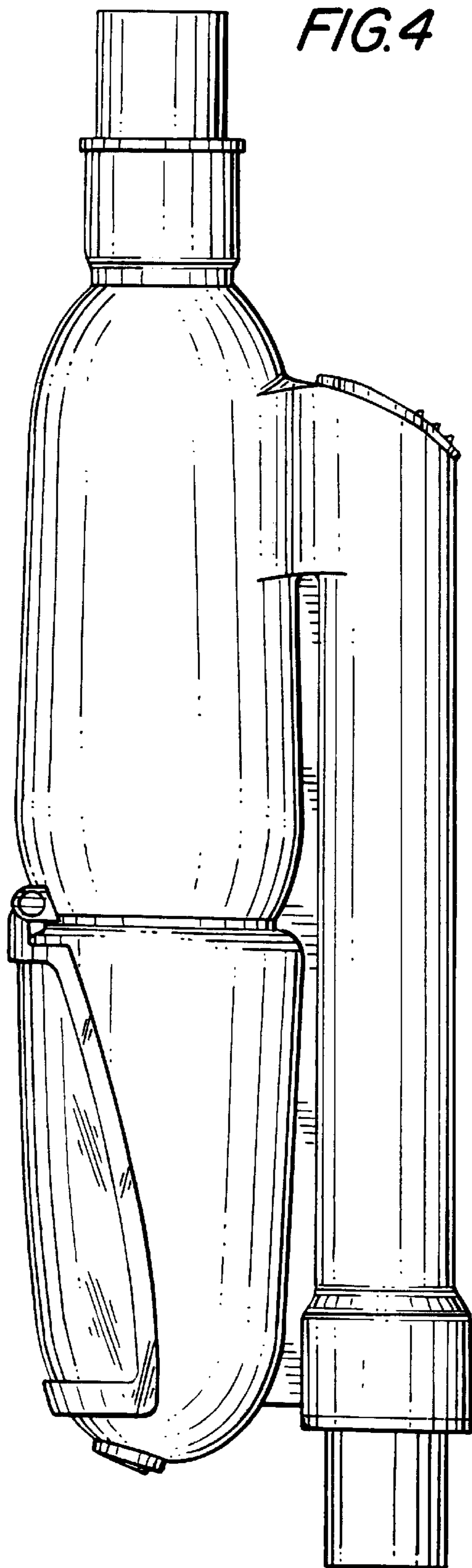


FIG. 3



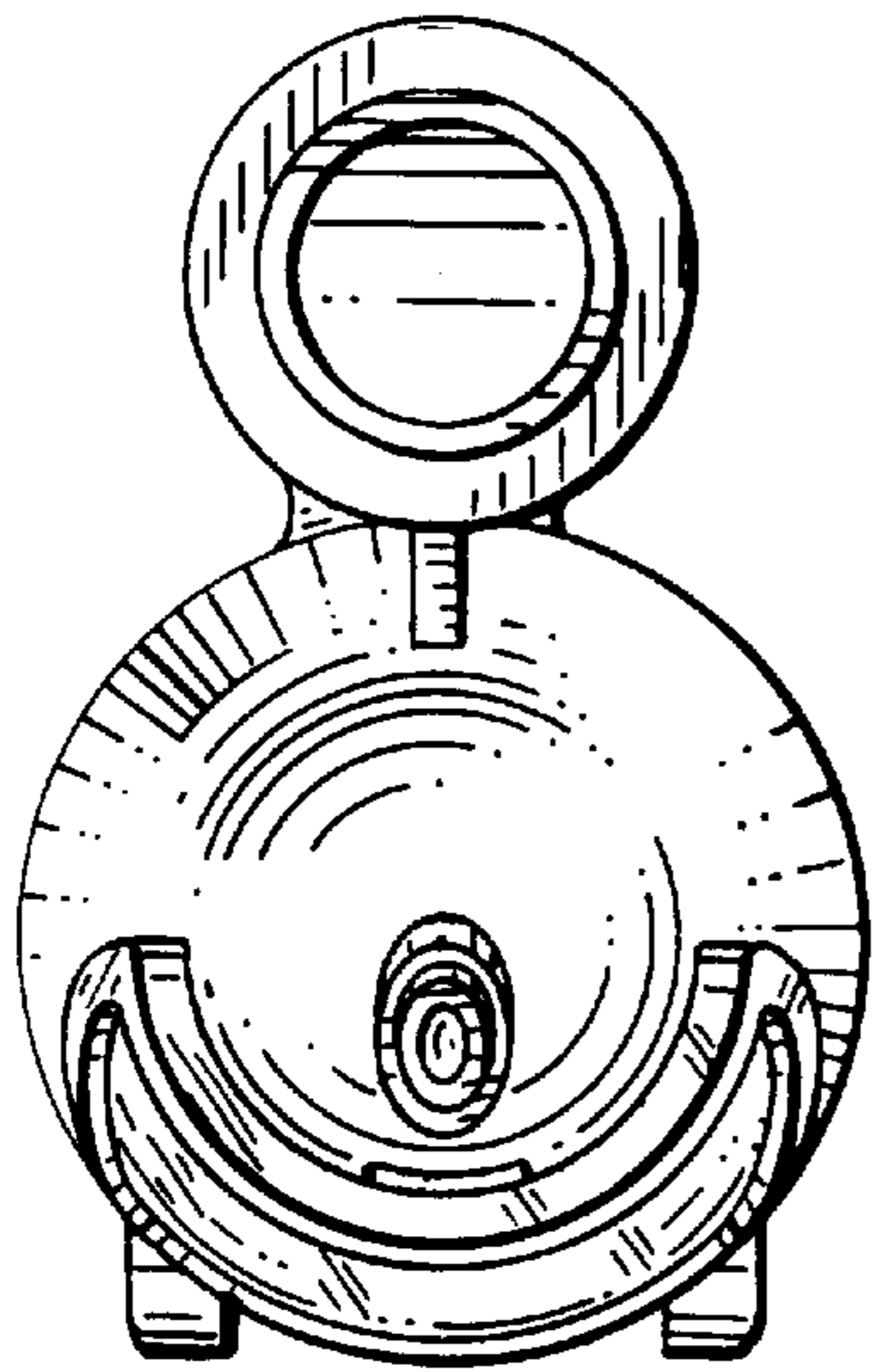


FIG. 7

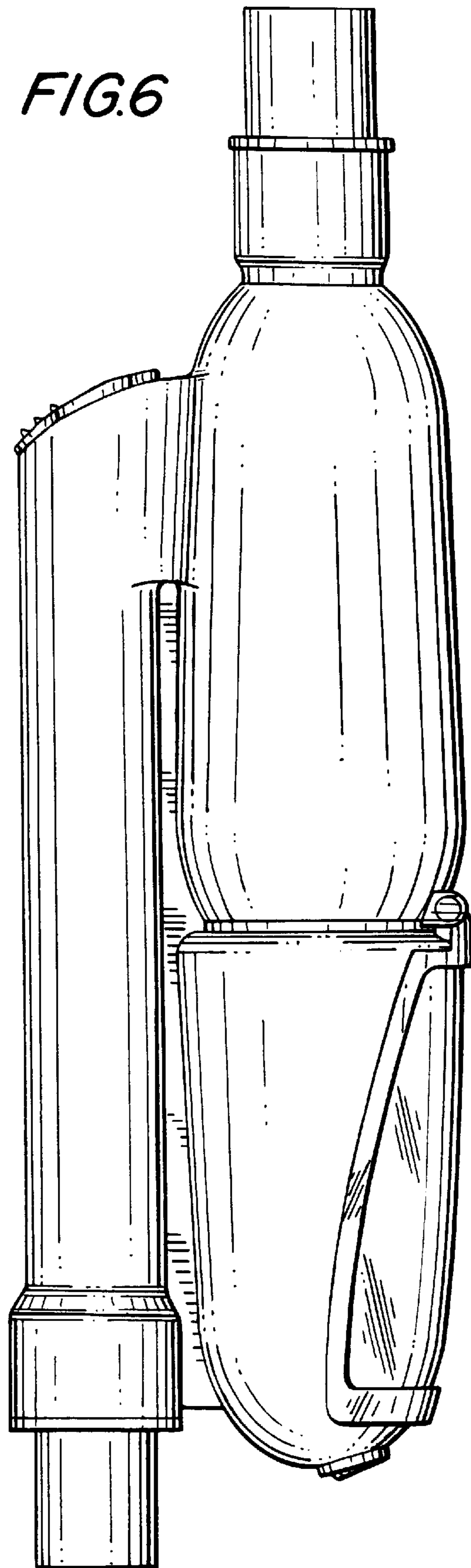


FIG. 6