

US00D541988S

(12) **United States Design Patent**  
**Li et al.**

(10) **Patent No.:** **US D541,988 S**

(45) **Date of Patent:** **\*\* May 1, 2007**

(54) **HAIR TRIMMER**

(75) Inventors: **Fivetiger Li**, Wahl Ningbo (CN); **Steve Yde**, Sterling, IL (US); **Sam Zhang**, Sterling, IL (US)

(73) Assignee: **Wahl Clipper Corporation**, Sterling, IL (US)

(\*\*) **Term:** **14 Years**

(21) **Appl. No.:** **29/255,253**

(22) **Filed:** **Mar. 6, 2006**

(51) **LOC (8) Cl.** ..... **28-03**

(52) **U.S. Cl.** ..... **D28/54**

(58) **Field of Classification Search** ..... 30/32,  
30/34.05, 34.1, 34.2, 41-41.6, 43-43.92,  
30/44-45, 47-50, 29.5, 526-533; D28/44-46,  
D28/49-54

See application file for complete search history.

(56) **References Cited**

**U.S. PATENT DOCUMENTS**

D159,070 S	*	6/1950	Jepson	.....	D28/51
3,925,888 A	*	12/1975	Bozsanyi	.....	30/29.5
D306,496 S	*	3/1990	Newberry, Jr.	.....	D28/48
D377,847 S	*	2/1997	Sulik	.....	D28/49
D388,543 S	*	12/1997	Eguchi et al.	.....	D28/53
5,787,587 A		8/1998	Wahl et al.		
D407,532 S	*	3/1999	Jacobs	.....	D28/51
D436,692 S		1/2001	Larsen		
D445,541 S		7/2001	Wursthorn		
D454,980 S		3/2002	Long et al.		

D455,229 S	*	4/2002	Lau	.....	D28/53
D455,230 S		4/2002	Lau		
D455,862 S		4/2002	Wagenknecht et al.		
D455,863 S	*	4/2002	Lau	.....	D28/53
D457,984 S	*	5/2002	Lau	.....	D28/53
D458,710 S		6/2002	Altamore et al.		
D477,439 S	*	7/2003	Dirks	.....	D28/53
6,604,287 B2		8/2003	Melton et al.		
D497,452 S		10/2004	Nielsen et al.		
D500,391 S		12/2004	Nielsen et al.		
D512,796 S		12/2005	Dirks et al.		
D514,255 S	*	1/2006	Bokelman-Dumas	.....	D28/53
D514,257 S	*	1/2006	Bokelman-Dumas	.....	D28/53
D519,679 S	*	4/2006	Dingelstad	.....	D28/53

\* cited by examiner

*Primary Examiner*—Jennifer Rivard

(74) *Attorney, Agent, or Firm*—Greer, Burns & Crain, Ltd.

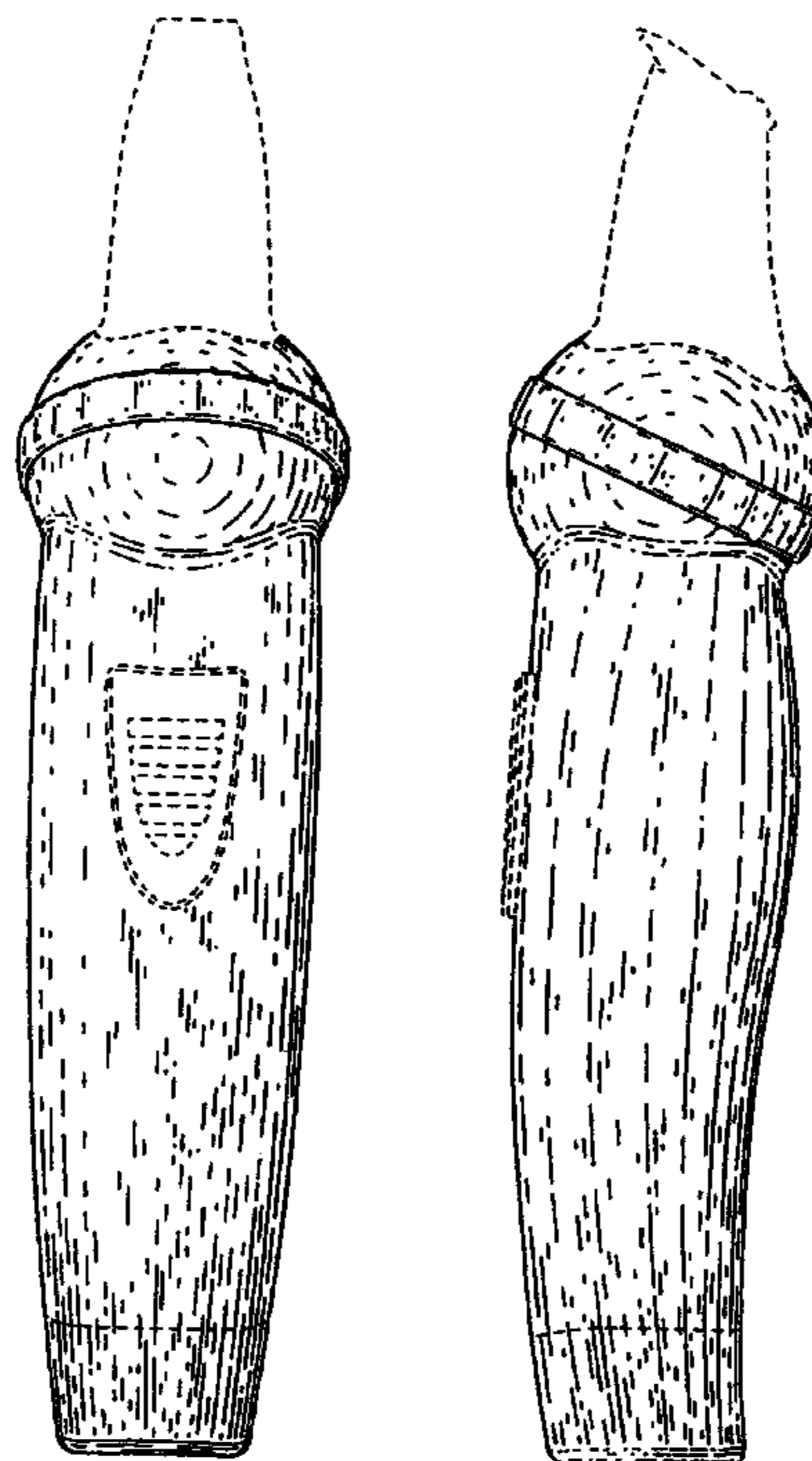
(57) **CLAIM**

The ornamental design for a hair trimmer, as shown and described.

**DESCRIPTION**

FIG. 1 is a top perspective view of a body of a hair trimmer; FIG. 2 is a front view of the same; FIG. 3 is a right side view of the same; FIG. 4 is a rear view of the same; FIG. 5 is a top view of the same; and, FIG. 6 is a bottom view of the same. The broken line showing of the head of the trimmer is shown for illustrative purposes only and form no part of the claimed design.

**1 Claim, 3 Drawing Sheets**



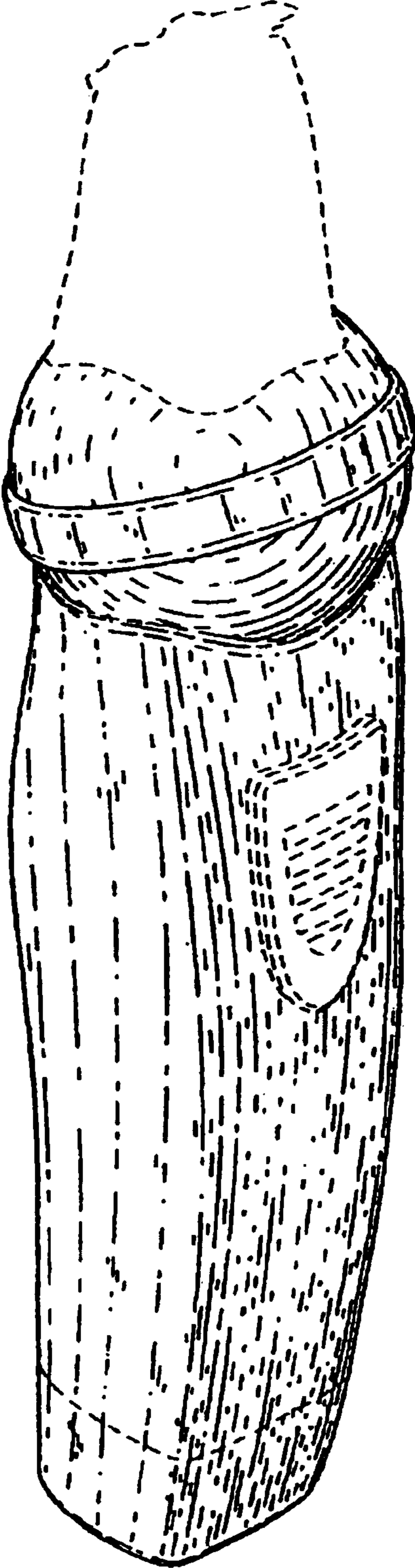


FIG. 1

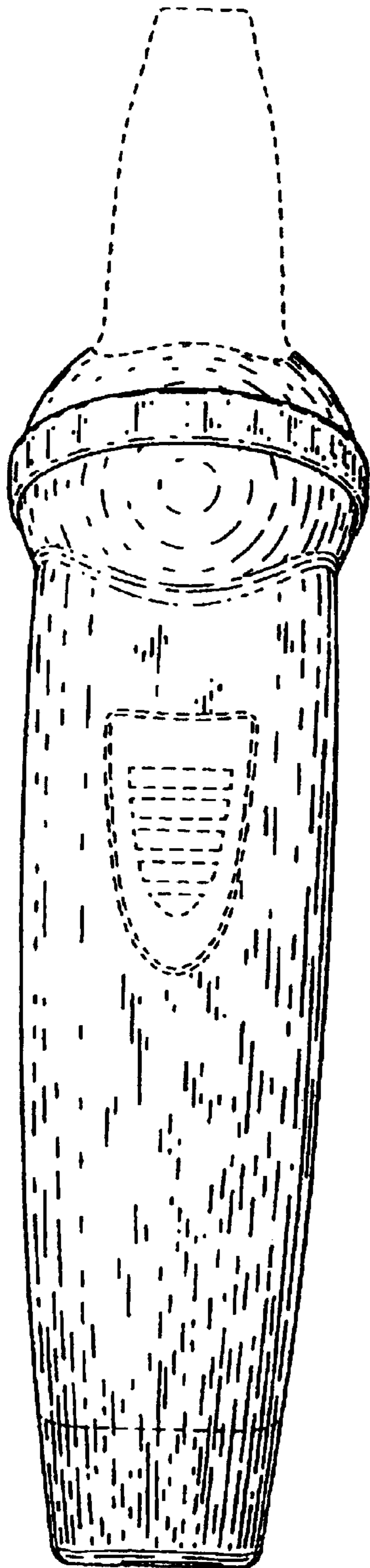


FIG. 2

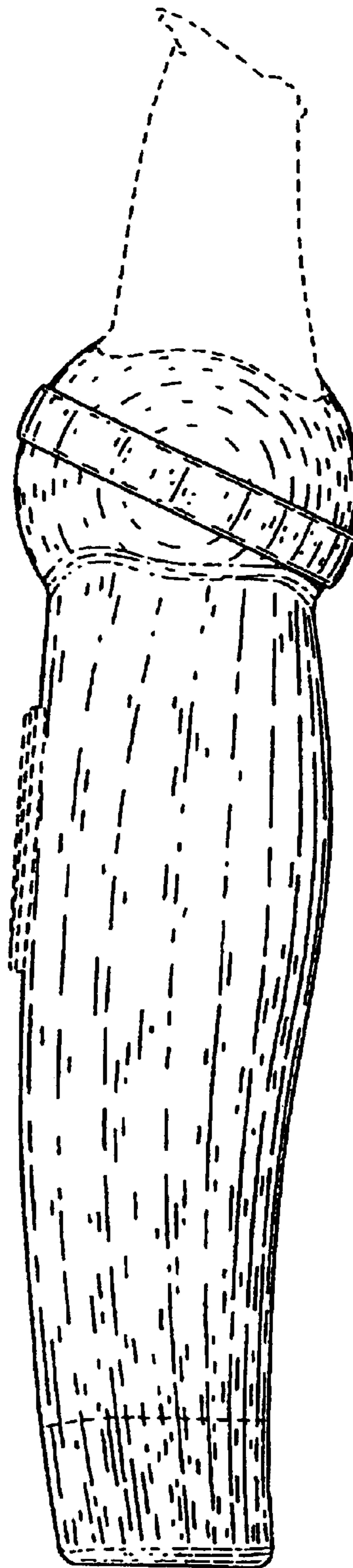


FIG. 3




FIG. 4

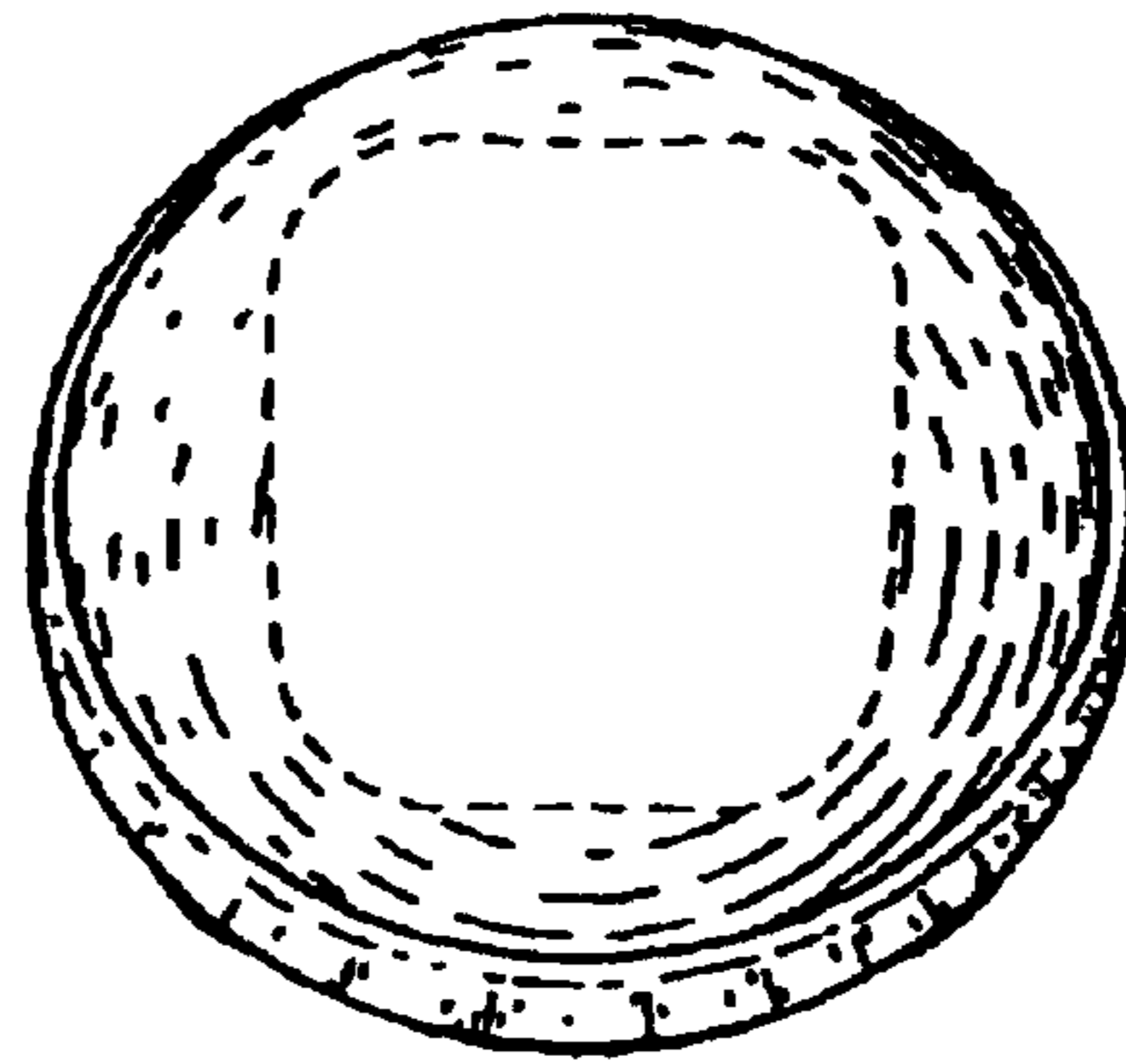


FIG. 5

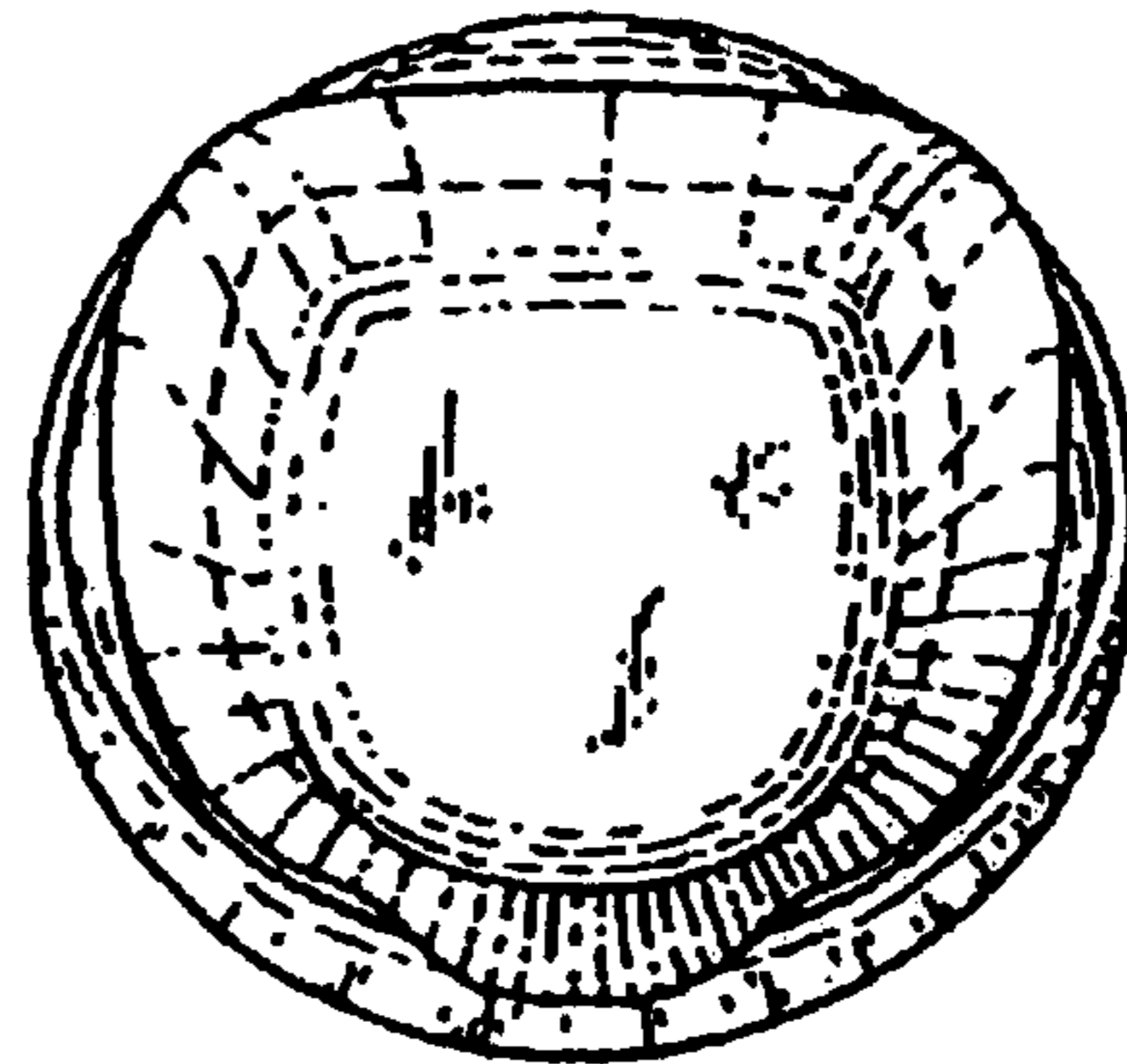


FIG. 6