

US00D541986S

(12) **United States Design Patent**  
**Drivas**

(10) **Patent No.:** **US D541,986 S**

(45) **Date of Patent:** **\*\* May 1, 2007**

(54) **STRAIGHT RAZOR SHAVING DEVICE**

(76) **Inventor:** **Jon E. Drivas**, 271-2 Milton Turnpike,  
Milton, NY (US) 12547

(\*\*) **Term:** **14 Years**

(21) **Appl. No.:** **29/258,631**

(22) **Filed:** **Apr. 25, 2006**

(51) **LOC (8) Cl.** ..... **28-03**

(52) **U.S. Cl.** ..... **D28/45**

(58) **Field of Classification Search** ..... 30/30,  
30/32, 34.05, 53-55; 132/215; D28/44, 44.1,  
D28/45-48

See application file for complete search history.

(56) **References Cited**

**U.S. PATENT DOCUMENTS**

D277,321 S	1/1985	Gant	
D298,576 S	* 11/1988	Iten	D28/45
D302,344 S	7/1989	Baker	
D377,696 S	* 1/1997	Schultz	D28/45
5,784,785 A	7/1998	Polites	
6,164,290 A	12/2000	Andrews	
D494,320 S	* 8/2004	Kitano	D28/46

D508,389 S 8/2005 Polk

D531,358 S \* 10/2006 Lee ..... D28/45

2005/0262709 A1 12/2005 Polk

\* cited by examiner

*Primary Examiner*—Jennifer Rivard

(74) *Attorney, Agent, or Firm*—Michael J. Doyle

(57) **CLAIM**

The ornamental design for a straight razor shaving device, as shown and described.

**DESCRIPTION**

FIG. 1 is a perspective view of a straight razor shaving device showing my new design;

FIG. 2 is a bottom plan view thereof;

FIG. 3 is a left side elevational view thereof;

FIG. 4 is a rear elevational view thereof;

FIG. 5 is a front elevational view thereof;

FIG. 6 is a right side elevational view thereof; and,

FIG. 7 is a top plan view thereof.

The broken lines depicting a razor blade cartridge are for illustrative purposes only and form no part of the claimed design.

**1 Claim, 3 Drawing Sheets**


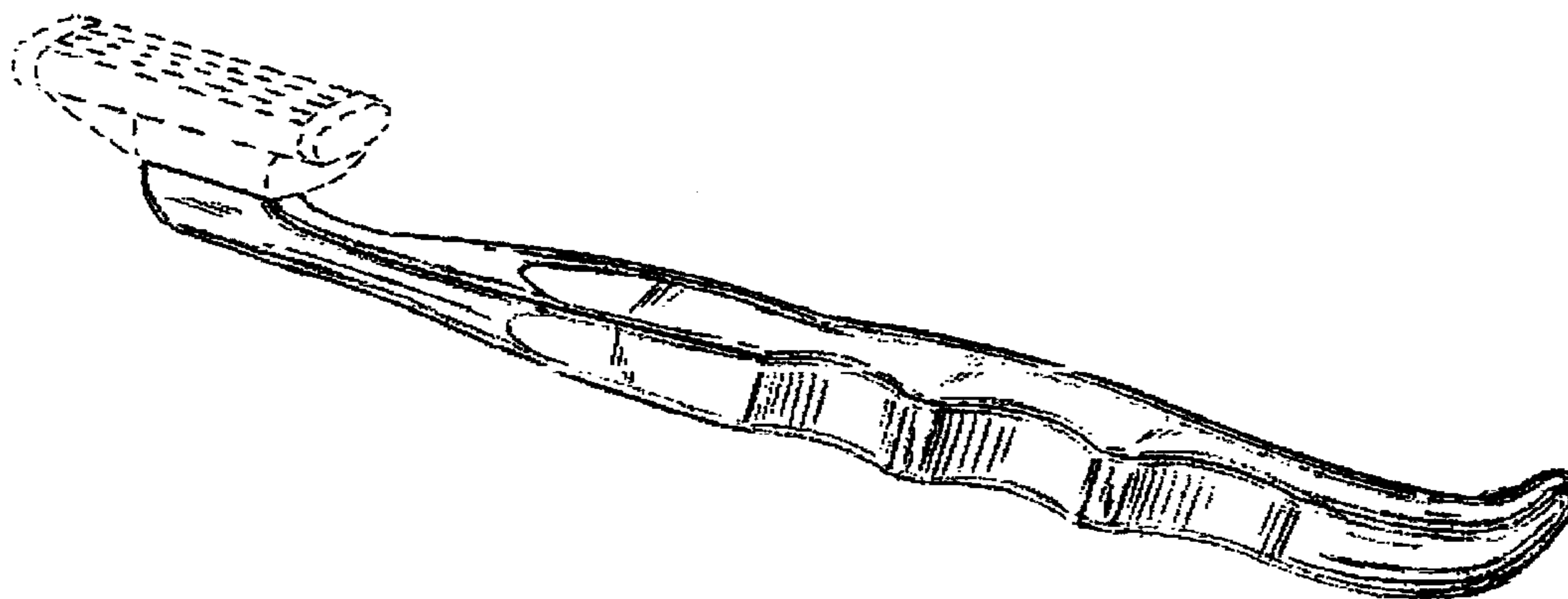


FIG. 1

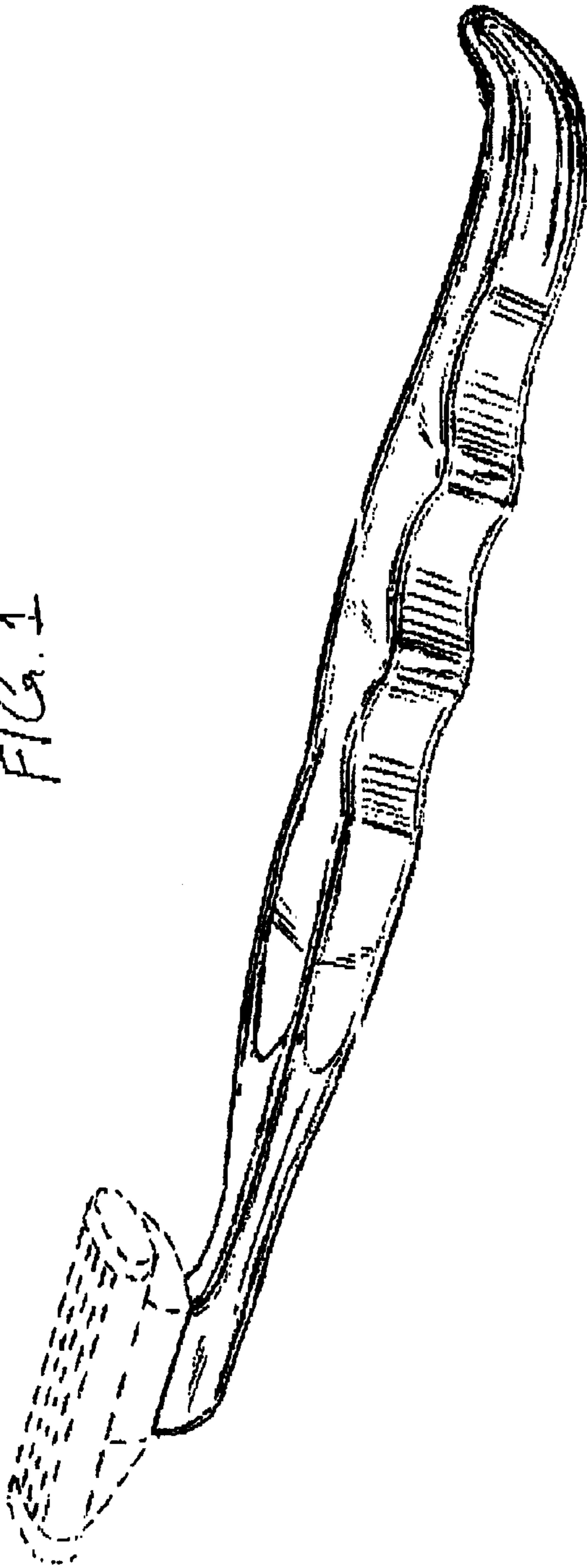



FIG. 2






FIG. 3

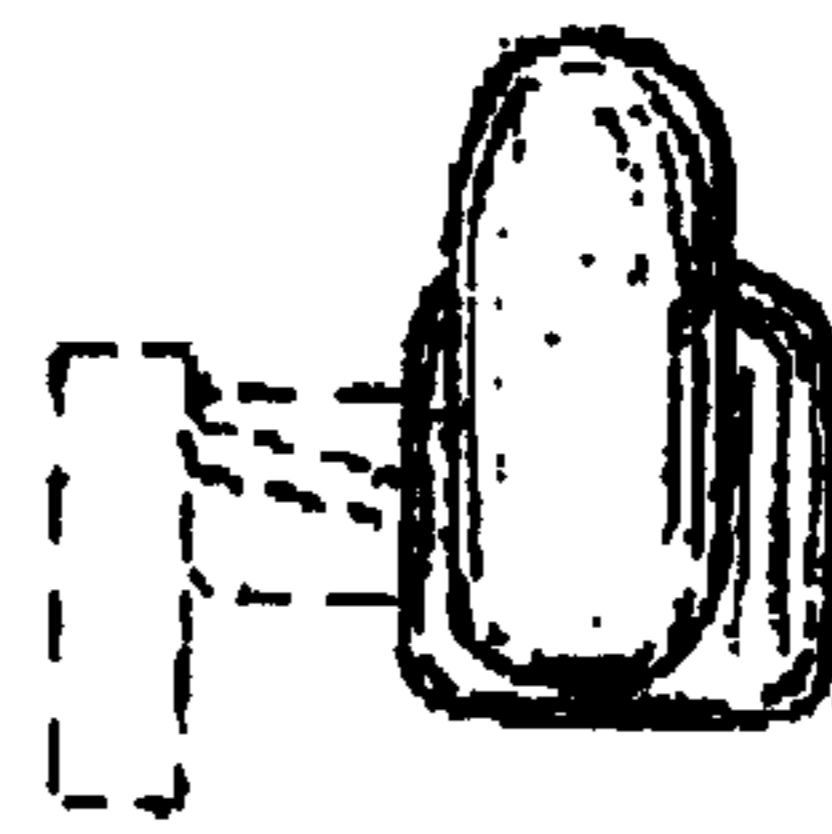


FIG. 4

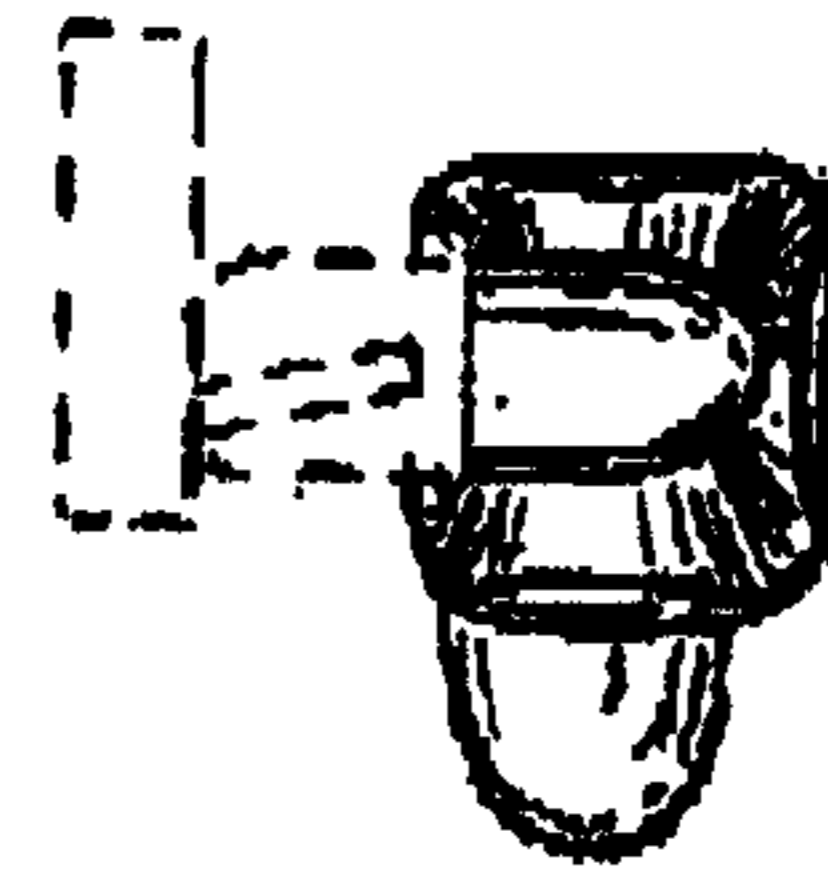


FIG. 5



FIG. 6



FIG. 7