



US00D541971S

(12) **United States Design Patent**  
**Hamel et al.**

(10) **Patent No.:** **US D541,971 S**

(45) **Date of Patent:** **\*\* May 1, 2007**

(54) **SWORD SHAPED WALL-MOUNTED LAMP**

D403,796 S \* 1/1999 Crosby ..... D26/85  
2003/0147256 A1 \* 8/2003 Kraft ..... 362/560

(76) Inventors: **Christophe Robert Hamel**, 1728 E.  
Evans Dr., Phoenix, AZ (US) 85022;  
**Florence Tlarie Hamel**, 1728 E. Evans  
Dr., Phoenix, AZ (US) 85022

\* cited by examiner

*Primary Examiner*—Clare E Heflin

(\*\*) Term: **14 Years**

(57) **CLAIM**

(21) Appl. No.: **29/210,461**

The ornamental design for a sword shaped wall-mounted lamp, as shown and described.

(22) Filed: **Jul. 30, 2004**

**DESCRIPTION**

(51) **LOC (8) Cl.** ..... **26-03**

(52) **U.S. Cl.** ..... **D26/85; D26/92**

(58) **Field of Classification Search** ..... D26/72-83,  
D26/85-92; 362/147, 151, 806, 404-408,  
362/432, 605, 576

FIG. 1 is a perspective view of a sword shaped wall-mounted lamp showing the new design;  
FIG. 2 is a front view thereof;  
FIG. 3 is a rear view thereof;  
FIG. 4 is the side view thereof; (both sides are identical);  
and,  
FIG. 5 is the section view thereof; (top and bottom sections are shown).

See application file for complete search history.

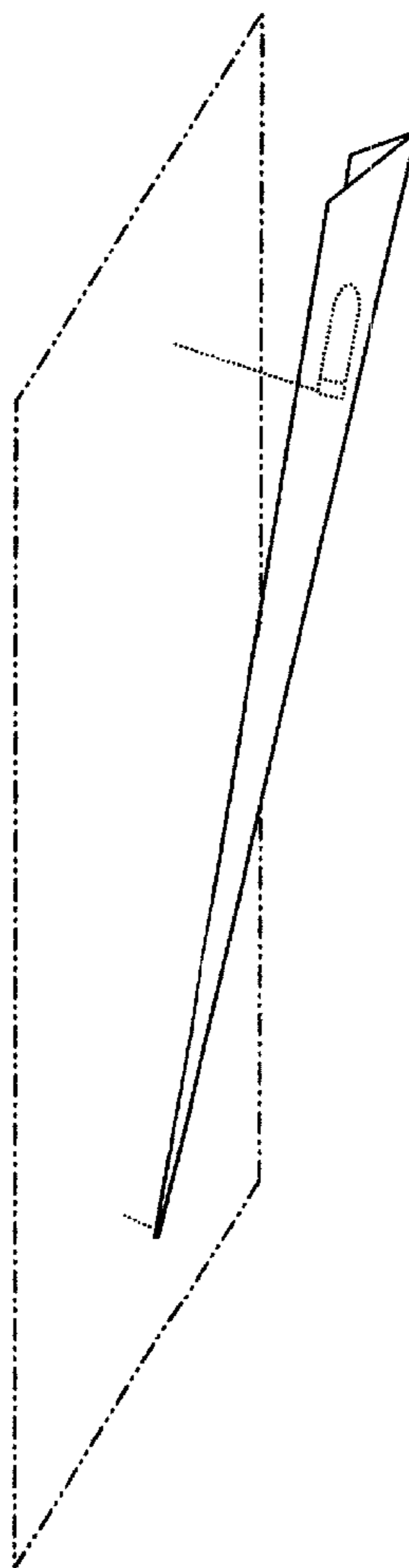
The broken lines shown on the drawings are for illustrative purposes only and form no part of the claimed design.

(56) **References Cited**

**U.S. PATENT DOCUMENTS**

D394,726 S \* 5/1998 Crosby ..... D26/85  
D402,074 S \* 12/1998 Crosby ..... D26/85

**1 Claim, 2 Drawing Sheets**



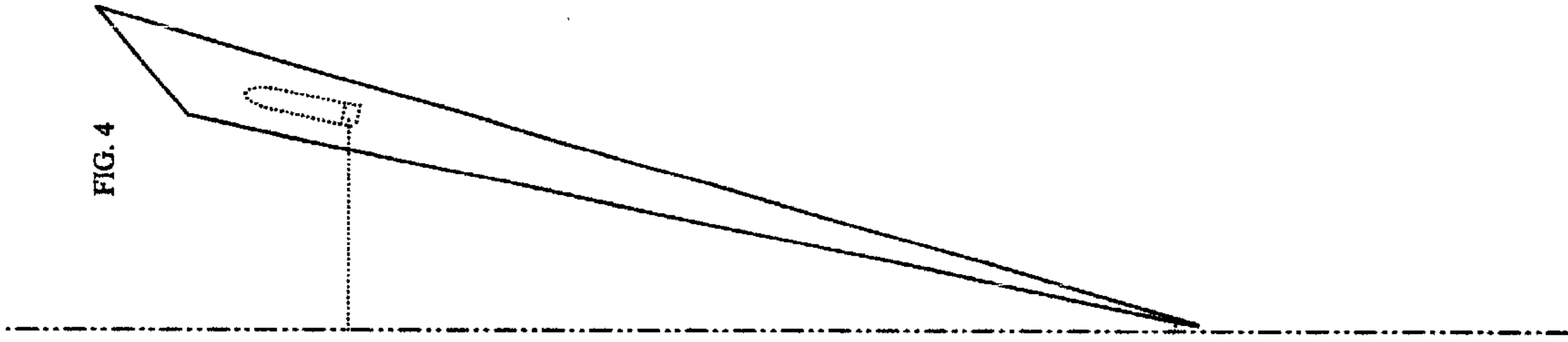


FIG. 4




FIG. 3




FIG. 2




FIG. 1

