

US00D541964S

(12) **United States Design Patent** (10) **Patent No.:** **US D541,964 S**
Tseng (45) **Date of Patent:** **** May 1, 2007**

(54) **POCKET WITH A BUILT-IN FLASHLIGHT**

(75) Inventor: **Yung Show Tseng**, Sindian (TW)

(73) Assignee: **T.H. International, Inc.**, Irvine, CA
(US)

(**) Term: **14 Years**

(21) Appl. No.: **29/266,970**

(22) Filed: **Oct. 3, 2006**

(51) **LOC (8) Cl.** **26-05**

(52) **U.S. Cl.** **D26/51**; D26/38; D26/37

(58) **Field of Classification Search** D26/37,
D26/46, 38, 42, 56; D2/864; D3/227, 247;
D9/415; D6/309; D19/3; 362/154, 200, 259,
362/196, 183, 208, 205

See application file for complete search history.

(56) **References Cited**

U.S. PATENT DOCUMENTS

D383,228 S * 9/1997 Petruzzi D26/37
D390,677 S * 2/1998 Hanewinkel, III D26/37
D402,067 S * 12/1998 Sinclair D26/37
D410,759 S * 6/1999 Petruzzi D26/37

D411,765 S * 7/1999 Holihan D3/247
D435,675 S * 12/2000 Sinclair D26/37
D496,479 S * 9/2004 Ashfield D26/37
D509,654 S * 9/2005 Miller D3/247

* cited by examiner

Primary Examiner—Ian Simmons

Assistant Examiner—Carissa Fitts

(74) *Attorney, Agent, or Firm*—Bacon & Thomas, PLLC

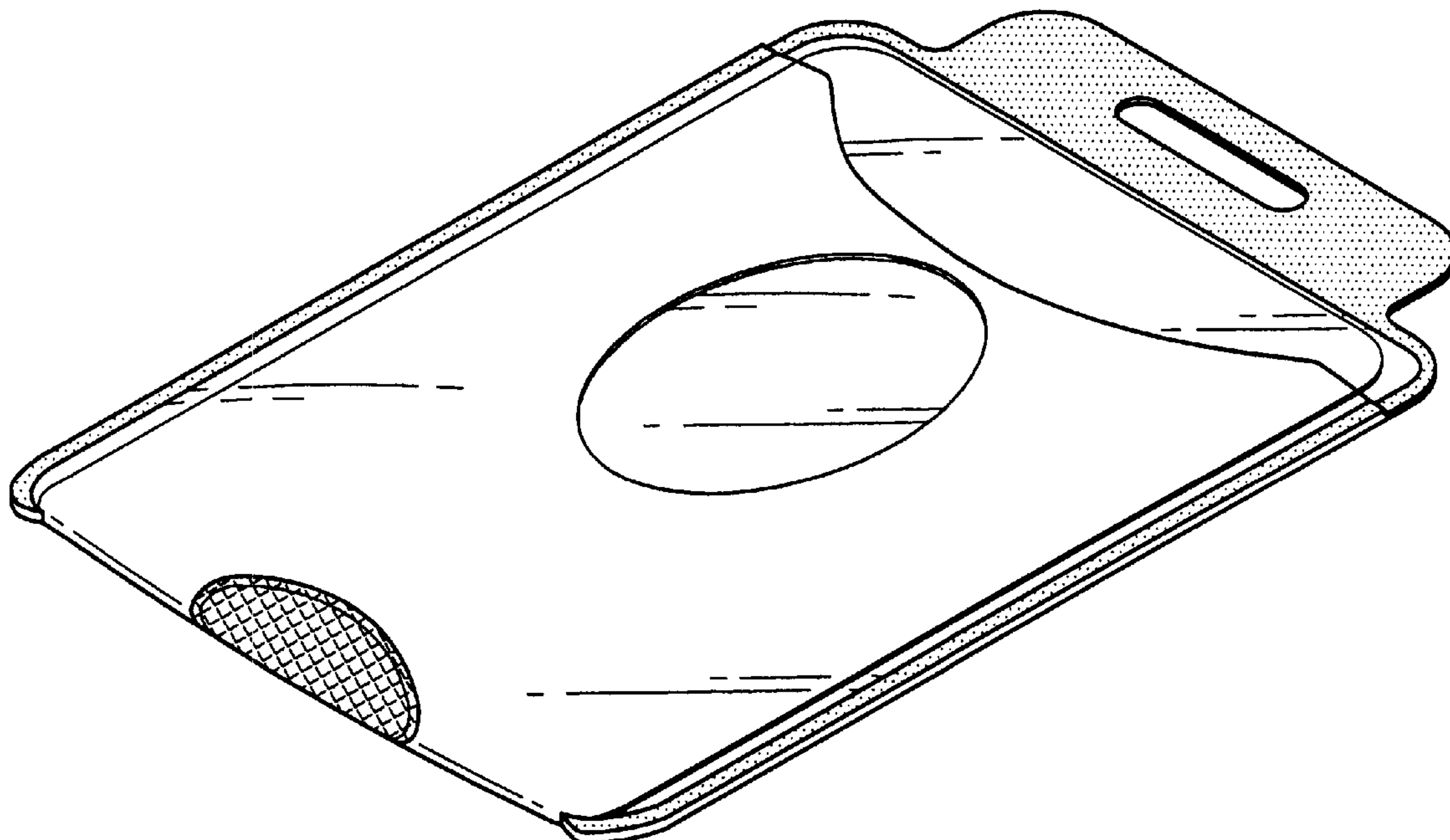
(57) **CLAIM**

The ornamental design for a pocket with a built-in flashlight,
as shown.

DESCRIPTION

FIG. 1 is a perspective view of a pocket with a built-in flashlight that incorporates the new design;
FIG. 2 is a front view of the pocket showing one end of the pocket having the built-in flashlight;
FIG. 3 is a rear elevational view thereof; and
FIG. 4 is a left-side view of the pocket;
FIG. 5 is a right-side view of the pocket;
FIG. 6 is a top plan view thereof; and,
FIG. 7 is a bottom plan view thereof.

1 Claim, 2 Drawing Sheets



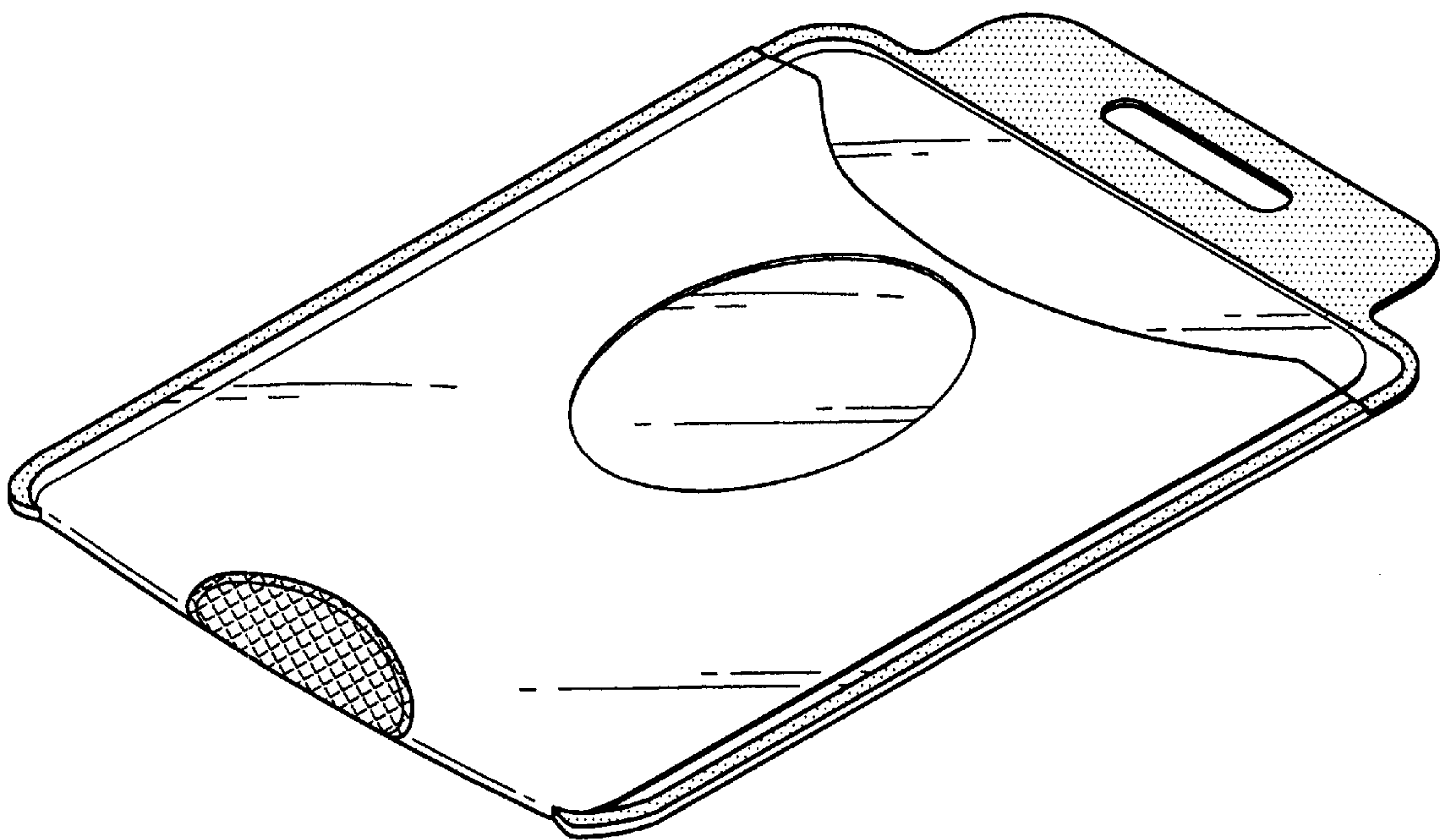


Fig. 1



Fig. 2

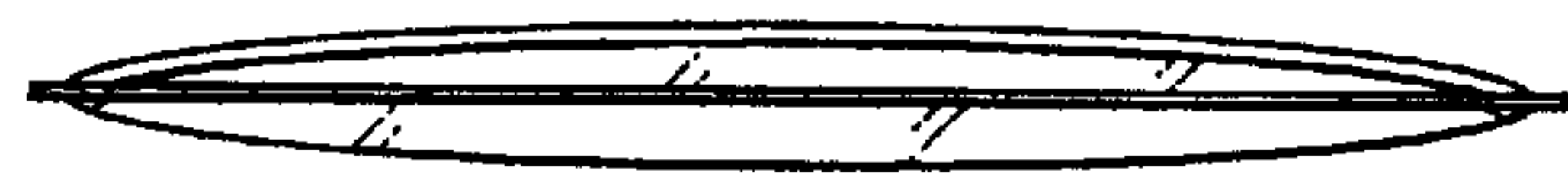


Fig. 3



Fig. 4




Fig. 5

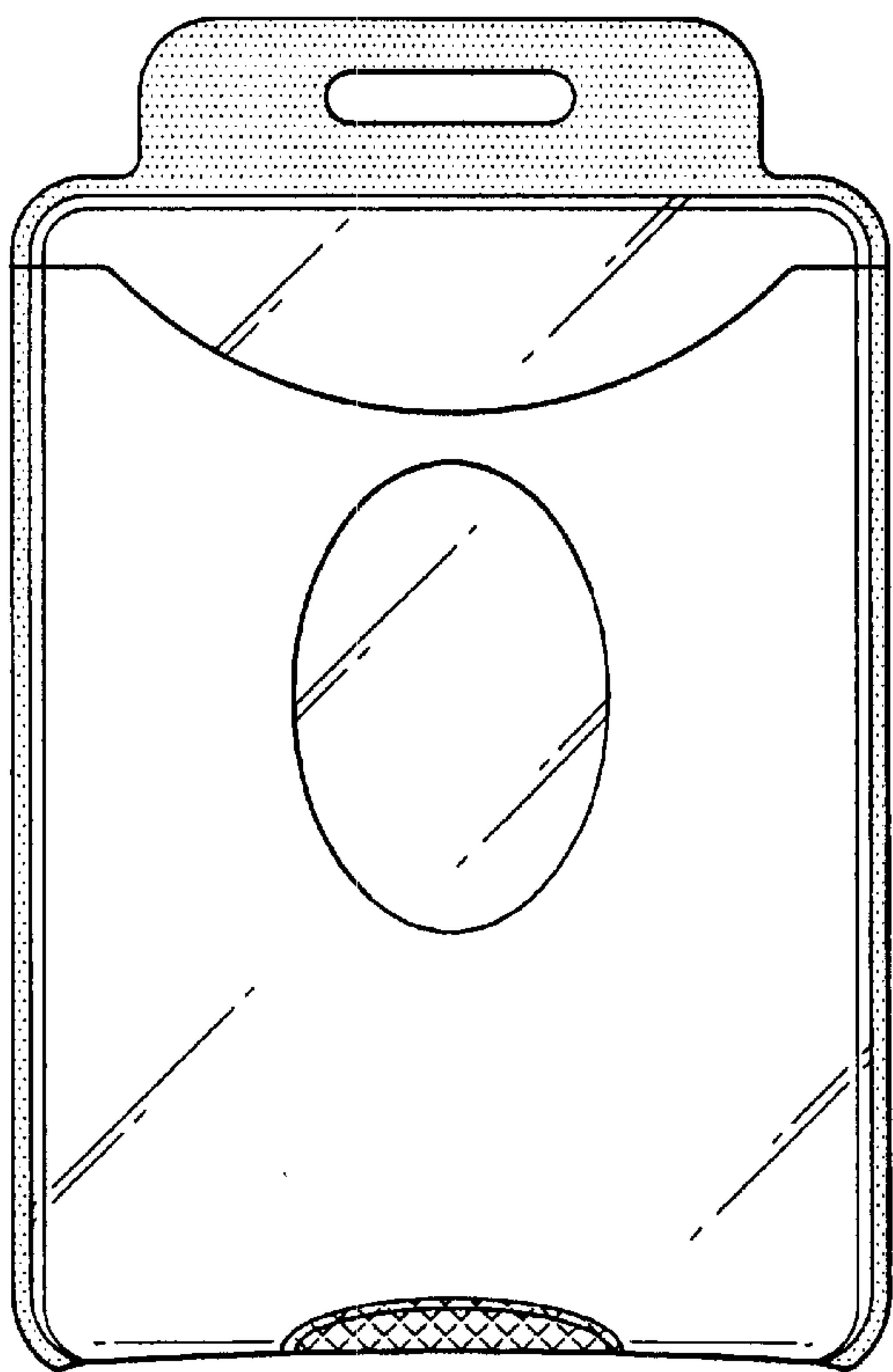


Fig. 6




Fig. 7