

US00D541921S

(12) **United States Design Patent** (10) **Patent No.:** **US D541,921 S**
Muderlak et al. (45) **Date of Patent:** **** May 1, 2007**

(54) **DISPENSER**

(75) Inventors: **Kenneth J. Muderlak**, Milwaukee, WI (US); **Todd J. Muderlak**, Shorewood, WI (US)

(73) Assignee: **Technical Concepts, LLC**, Mundelein, IL (US)

(**) Term: **14 Years**

(21) Appl. No.: **29/208,791**

(22) Filed: **Jul. 1, 2004**

(51) **LOC (8) Cl.** **23-04**

(52) **U.S. Cl.** **D23/366**

(58) **Field of Classification Search** 342/389–394, 342/398, 401, 403, 405, 406; 239/135, 136, 239/34, 37, 41, 42, 53, 56–58; 261/DIG. 17, 261/DIG. 65, DIG. 88, DIG. 89; D23/355–369
 See application file for complete search history.

5,249,718 A 10/1993 Muderlak
 D355,962 S * 2/1995 Chiu et al. D23/364
 D357,977 S 5/1995 Muderlak
 5,449,117 A 9/1995 Muderlak et al.
 D363,981 S 11/1995 Muderlak
 D366,520 S 1/1996 Muderlak
 5,544,812 A * 8/1996 Torres 239/55
 D380,535 S * 7/1997 Joergensen D23/365
 5,823,390 A 10/1998 Muderlak et al.
 D403,414 S * 12/1998 Shelton et al. D23/365
 D403,416 S * 12/1998 Shelton et al. D23/365
 D404,478 S 1/1999 Muderlak
 5,884,808 A 3/1999 Muderlak et al.
 5,908,140 A 6/1999 Muderlak et al.
 D450,826 S * 11/2001 Song D23/365
 6,394,310 B1 5/2002 Muderlak et al.
 D458,670 S * 6/2002 Bosyi et al. D23/365

* cited by examiner

Primary Examiner—Sandra Snapp
 (74) *Attorney, Agent, or Firm*—Brinks Hofer Gilson & Lione

(56) **References Cited**
 U.S. PATENT DOCUMENTS

4,258,874 A * 3/1981 Webinger et al. 229/120
 4,830,791 A 5/1989 Muderlak et al.
 5,038,972 A 8/1991 Muderlak et al.
 D323,884 S 2/1992 Muderlak
 D325,253 S 4/1992 Muderlak
 5,111,477 A 5/1992 Muderlak et al.
 D330,758 S 11/1992 Muderlak
 5,175,791 A 12/1992 Muderlak et al.
 D338,522 S 8/1993 Muderlak

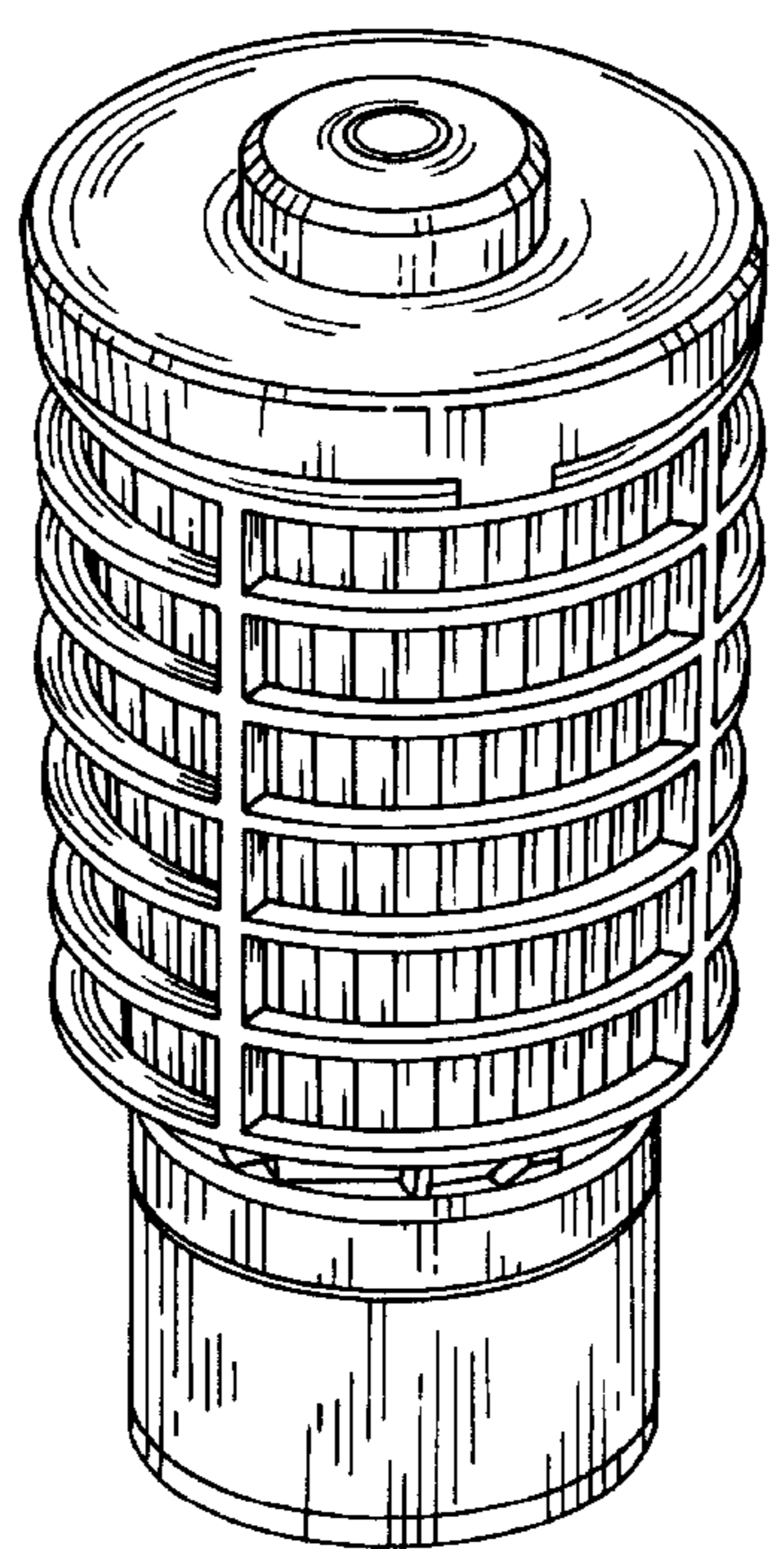
(57) **CLAIM**

The ornamental design for a dispenser, as shown and described.

DESCRIPTION

FIG. 1 is a top perspective view of a dispenser showing our new design;
 FIG. 2 is a side elevation view thereof; and,
 FIG. 3 is a top plan view thereof.

1 Claim, 2 Drawing Sheets



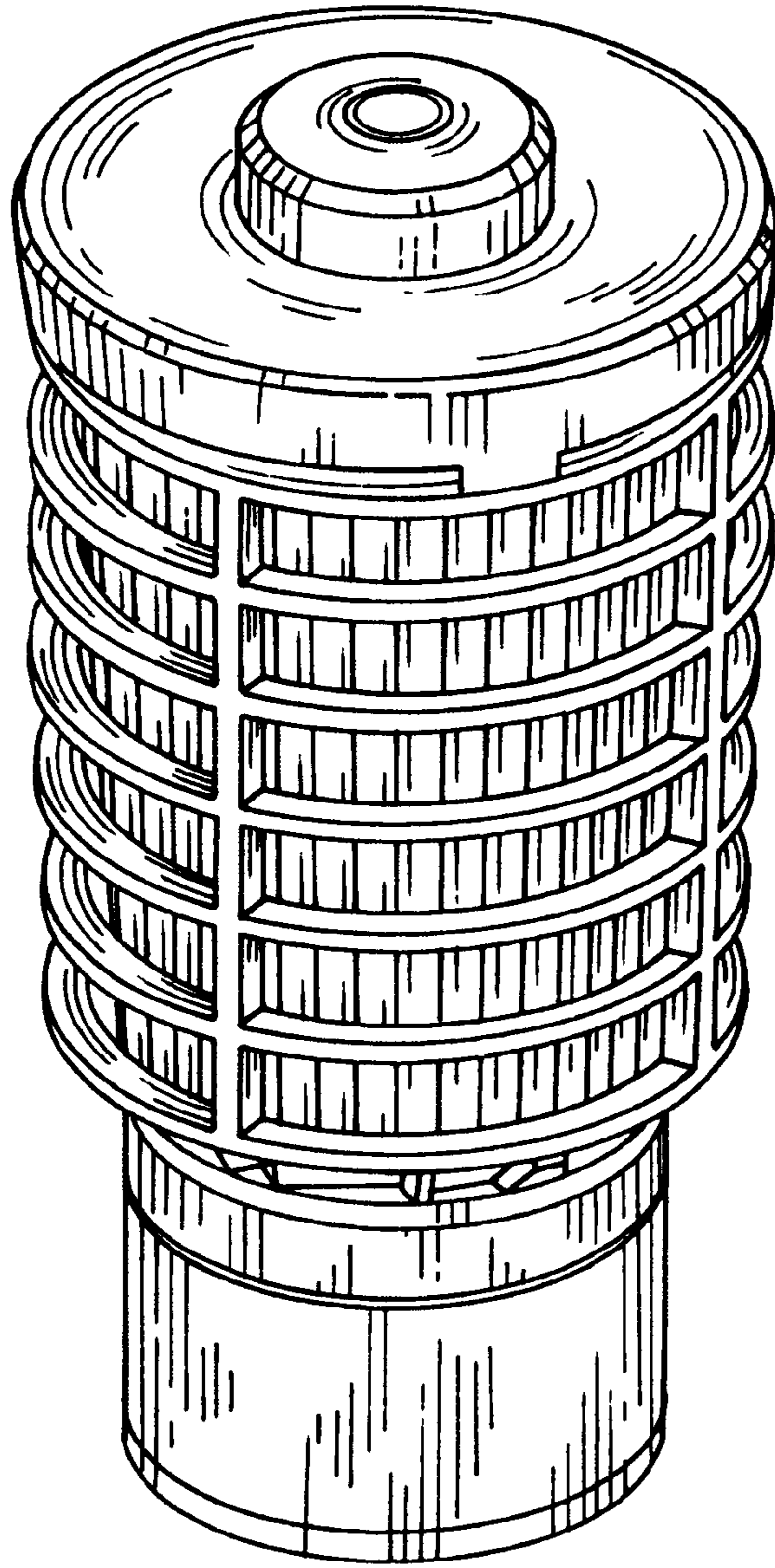


Fig. 1

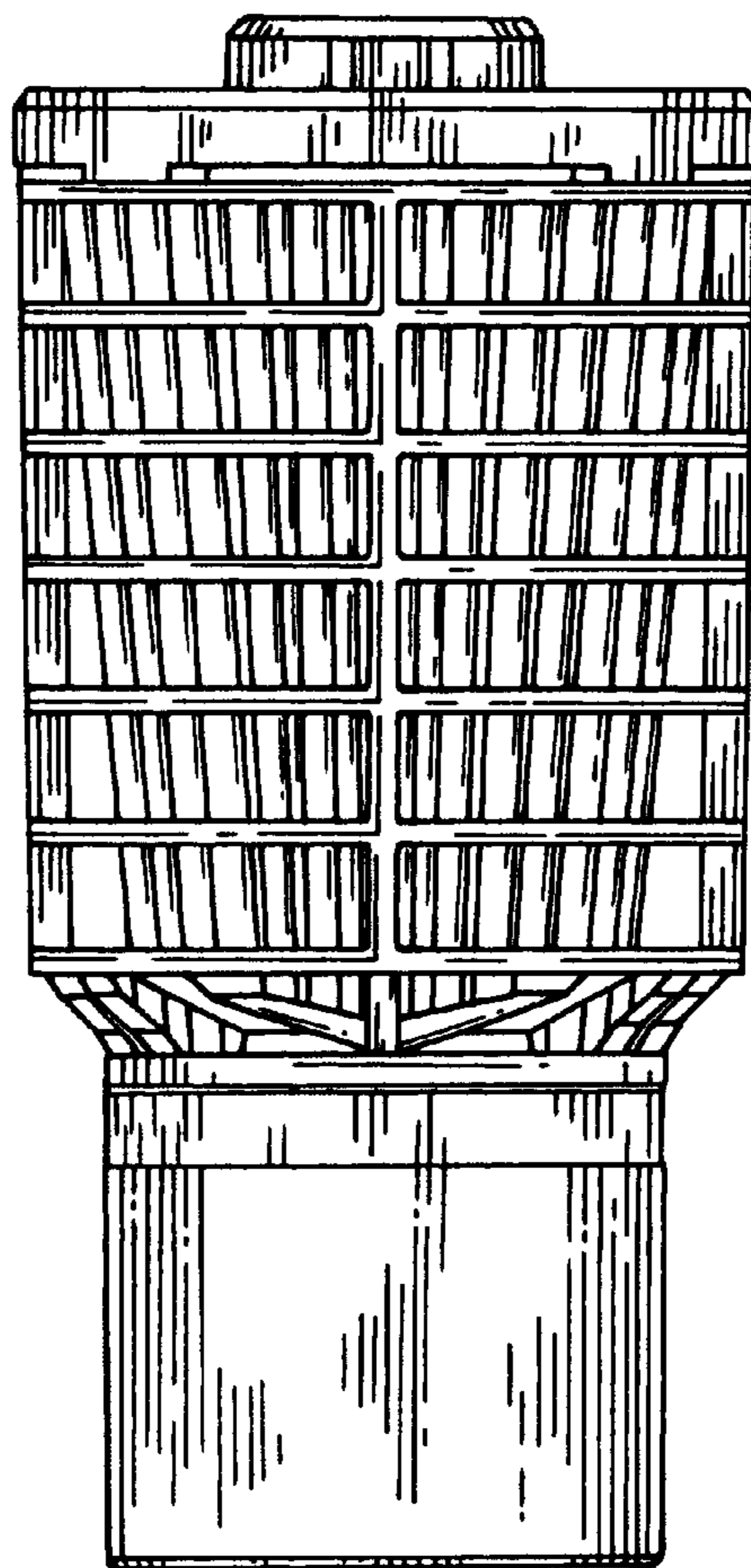


Fig. 2

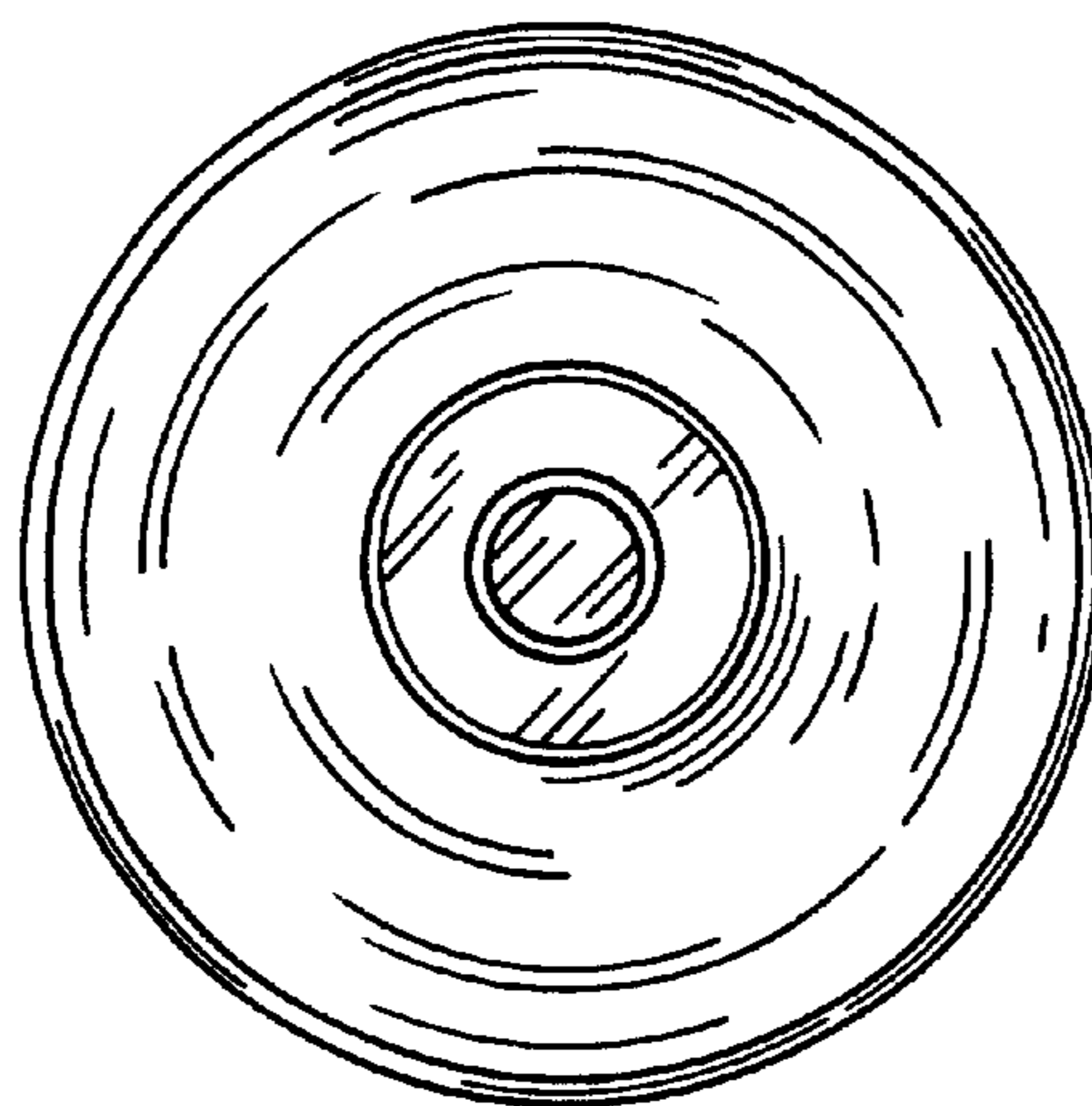


Fig. 3