



US00D541889S

(12) **United States Design Patent**
Olson

(10) **Patent No.:** **US D541,889 S**

(45) **Date of Patent:** **** May 1, 2007**

(54) **COMBINED TOY HORSE HEAD AND TORSO**

(76) Inventor: **Dan A. Olson**, 200 Synder Ave., Hill City, MN (US) 55743

(**) Term: **14 Years**

(21) Appl. No.: **29/243,799**

(22) Filed: **Nov. 29, 2005**

(51) **LOC (8) Cl.** **21-01**

(52) **U.S. Cl.** **D21/620; D21/416**

(58) **Field of Classification Search** D21/416-417, D21/576-578, 585-592, 610, 620, 658-661; D6/351; D11/158; 446/72, 97-98, 268-269
See application file for complete search history.

(56) **References Cited**

U.S. PATENT DOCUMENTS

| | | | |
|--------------|---------|---------------------|---------|
| D158,251 S * | 4/1950 | Couzens | D21/417 |
| D159,705 S * | 8/1950 | Whitney | D21/416 |
| 2,526,786 A | 10/1950 | Whitney | |
| D193,350 S * | 8/1962 | Del Mar et al. | D21/417 |
| D239,126 S * | 3/1976 | Loven | D21/416 |
| D257,998 S * | 1/1981 | Freeland | D21/576 |
| D290,631 S * | 6/1987 | Olsson | D21/416 |
| D318,498 S | 7/1991 | Olson | |
| D403,716 S * | 1/1999 | Loots et al. | D21/416 |
| D429,294 S * | 8/2000 | Taylor | D21/610 |

OTHER PUBLICATIONS

hppt://www.po-knee.com, Offical Po-Knee Stables home page, 1 page (printed May 30, 2006).

* cited by examiner

Primary Examiner—Sandra L Morris

(74) *Attorney, Agent, or Firm*—Merchant & Gould P.C.

(57) **CLAIM**

The ornamental design for a combined toy horse head and torso, as shown and described.

DESCRIPTION

The portions of the figures (e.g., the straps) that are shown in broken lines do not form a part of the invention. In addition, the views of the combined toy horse head and torso that are not shown in the drawings do not form a part of the invention.

FIG. 1 is a perspective view of a combined toy horse head and torso according to the present invention.

FIG. 2 is a front view of the combined toy horse head and torso of FIG. 1.

FIG. 3 is a back view of the combined toy horse head and torso of FIG. 1.

FIG. 4 is a left side view of the combined toy horse head and torso of FIG. 1.

FIG. 5 is a right side view of the combined toy horse head and torso of FIG. 1.

FIG. 6 is a top view of the combined toy horse head and torso of FIG. 1; and,

FIG. 7 is a bottom view of the combined toy horse head and torso of FIG. 1.

1 Claim, 7 Drawing Sheets




FIG. 1




FIG. 2




FIG. 3

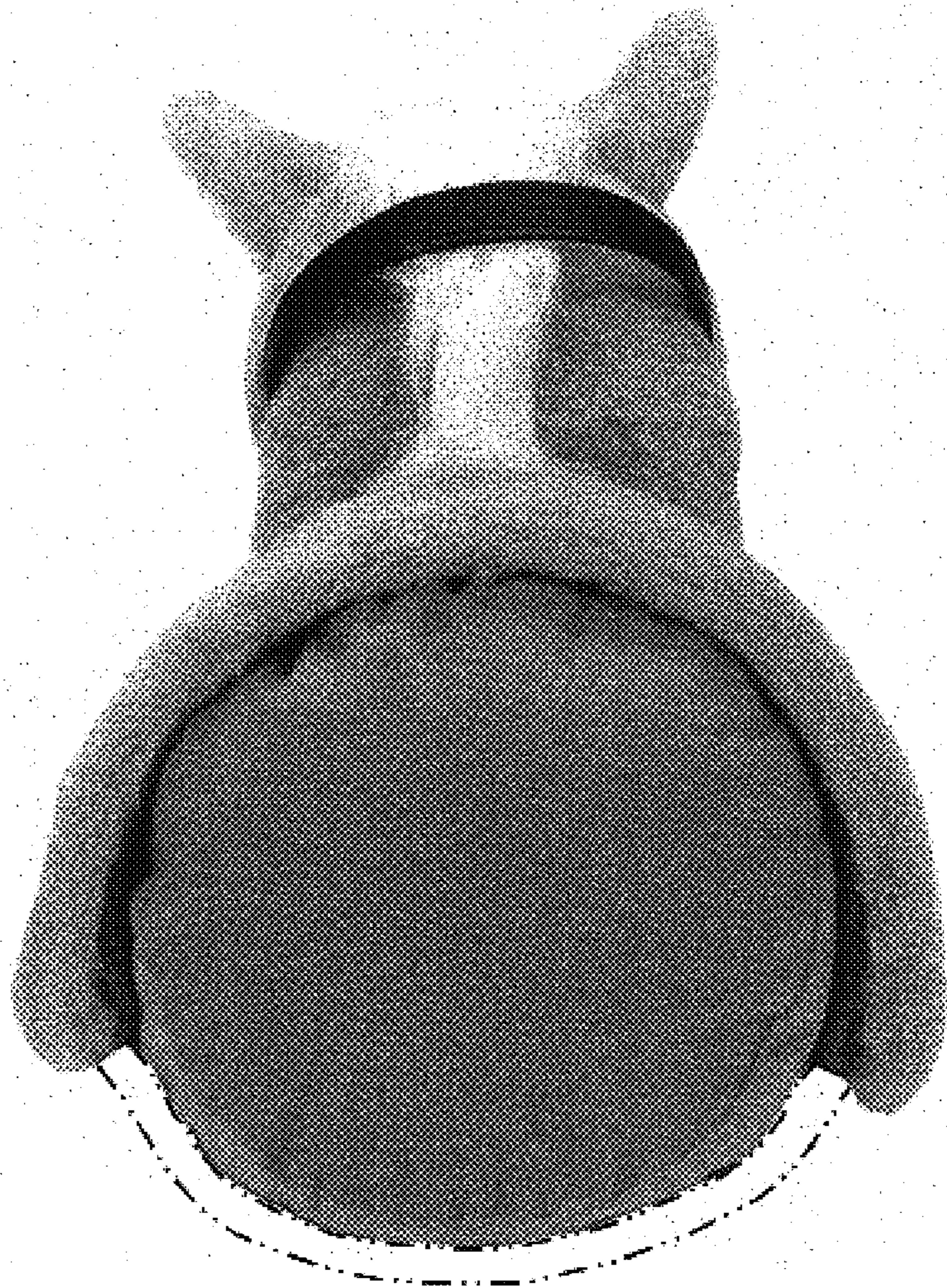


FIG. 4

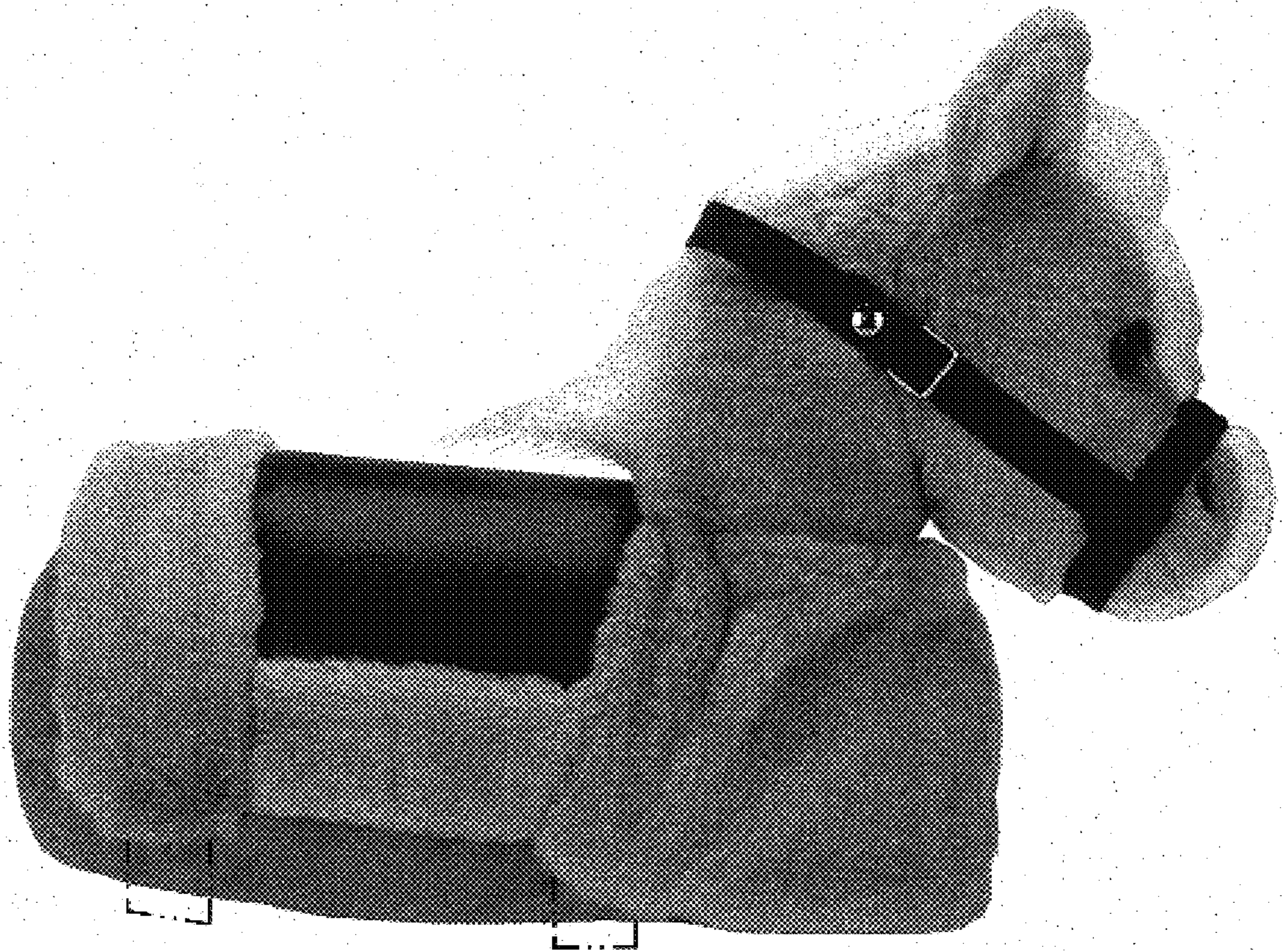


FIG. 5

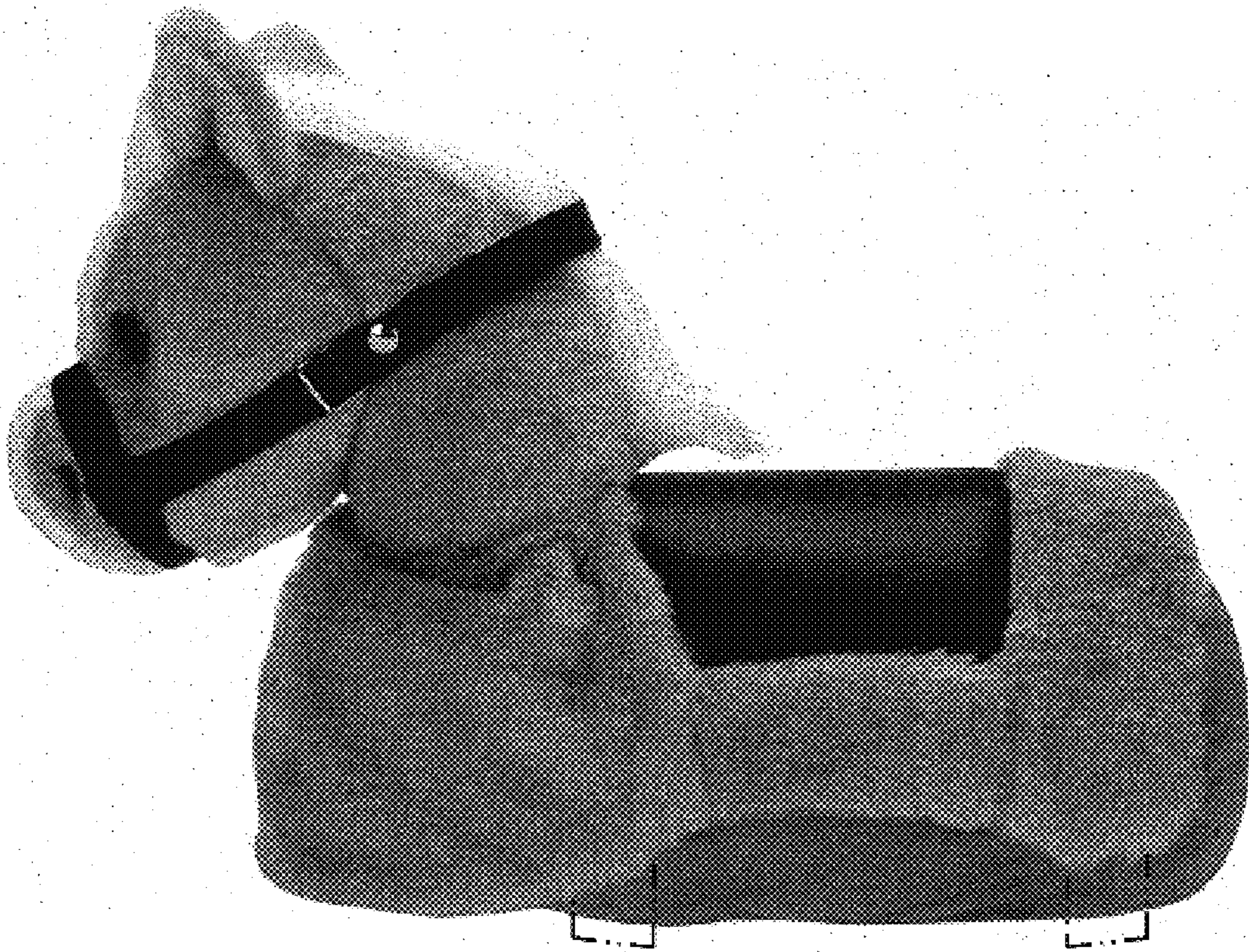


FIG. 6



FIG. 7

