

US00D541886S

(12) **United States Design Patent**
Sisler

(10) **Patent No.:** **US D541,886 S**

(45) **Date of Patent:** **** May 1, 2007**

(54) **TOY**
(75) **Inventor:** **Constance R. Sisler**, New York, NY
(US)

D331,786 S * 12/1992 Nadworny D21/613
D430,625 S * 9/2000 Leonard D21/613
D460,793 S * 7/2002 Chae D21/611
D493,851 S * 8/2004 Jenks D21/613

(73) **Assignee:** **Conrae, Ltd.**, New York, NY (US)

* cited by examiner

(**) **Term:** **14 Years**

Primary Examiner—Sandra L. Morris

(21) **Appl. No.:** **29/234,993**

(74) *Attorney, Agent, or Firm*—Frommer Lawrence & Haug LLP; William S. Frommer; Marilyn M. Brogan

(22) **Filed:** **Jul. 25, 2005**

(57) **CLAIM**

(51) **LOC (8) Cl.** **21-01**

The ornamental design for toy, as shown and described.

(52) **U.S. Cl.** **D21/613**

DESCRIPTION

(58) **Field of Classification Search** D21/576–579,
D21/584–588, 611–613, 617–618; 446/72,
446/97–98, 369; D11/158
See application file for complete search history.

FIG. 1 is a left front perspective view of the toy of my invention;

FIG. 2 is a right side view;

FIG. 3 is a front view;

FIG. 4 is a rear view;

FIG. 5 is a top view; and,

FIG. 6 is a bottom view.

(56) **References Cited**

U.S. PATENT DOCUMENTS


D217,919 S * 6/1970 Winton D21/613
D280,920 S * 10/1985 Conklin D21/613

1 Claim, 6 Drawing Sheets





Figure 1






Figure 3

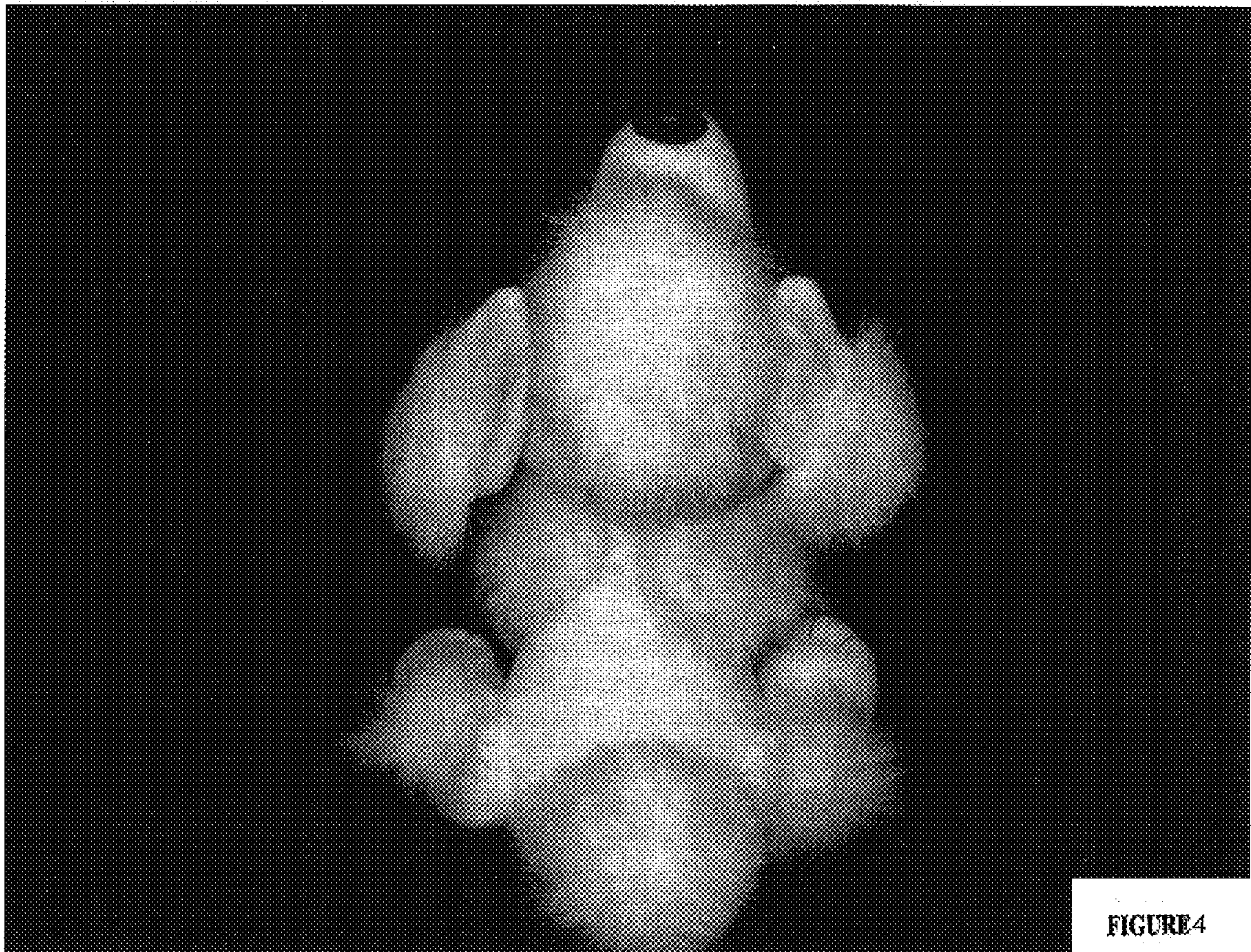


FIGURE 5




FIGURE 6

