

US00D541862S

(12) **United States Design Patent**
Koch

(10) **Patent No.:** **US D541,862 S**

(45) **Date of Patent:** **** *May 1, 2007**

(54) **BALLPOINT PEN**

(75) Inventor: **Uwe Koch**, Brensbach (DE)

(73) Assignee: **Ritter-Pen GmbH**, Brensbach (DE)

(*) Notice: This patent is subject to a terminal disclaimer.

(**) Term: **14 Years**

(21) Appl. No.: **29/232,965**

(22) Filed: **Jun. 24, 2005**

(30) **Foreign Application Priority Data**

Dec. 29, 2004 (DE) 4 04 07 306

(51) **LOC (8) Cl.** **19-06**

(52) **U.S. Cl.** **D19/51**

(58) **Field of Classification Search** D19/36,
D19/41-51, 54-57; 24/11 R, 11 F, 11 P;
401/52, 99, 100, 104, 105, 106, 107, 108,
401/109, 192, 195

See application file for complete search history.

(56) **References Cited**

U.S. PATENT DOCUMENTS

D312,096 S * 11/1990 Vitrac D19/51

D388,825 S	*	1/1998	Kouda	D19/49
D395,674 S	*	6/1998	Boix Gacia	D19/51
D433,704 S	*	11/2000	Kouda	D19/49
D456,845 S	*	5/2002	Rommel	D19/49
D495,365 S	*	8/2004	Cetera	D19/51
D498,496 S	*	11/2004	Volk	D19/54
D500,793 S	*	1/2005	Koch	D19/51
D508,714 S	*	8/2005	Koch	D19/36
D512,459 S	*	12/2005	Anand	D19/51
D518,523 S	*	4/2006	Cetera	D19/51

* cited by examiner

Primary Examiner—Elizabeth A. Albert

(74) *Attorney, Agent, or Firm*—Smith, Gambrell & Russell, LLP

(57) **CLAIM**

The ornamental design for a ballpoint pen, as shown and described.

DESCRIPTION

FIG. 1 is a front view of a ballpoint pen of the present invention;

FIG. 2 is a rear view thereof;

FIG. 3 is a left side view thereof;

FIG. 4 is a right side view thereof;

FIG. 5 is a top plan view thereof; and,

FIG. 6 is a bottom view thereof.

1 Claim, 1 Drawing Sheet

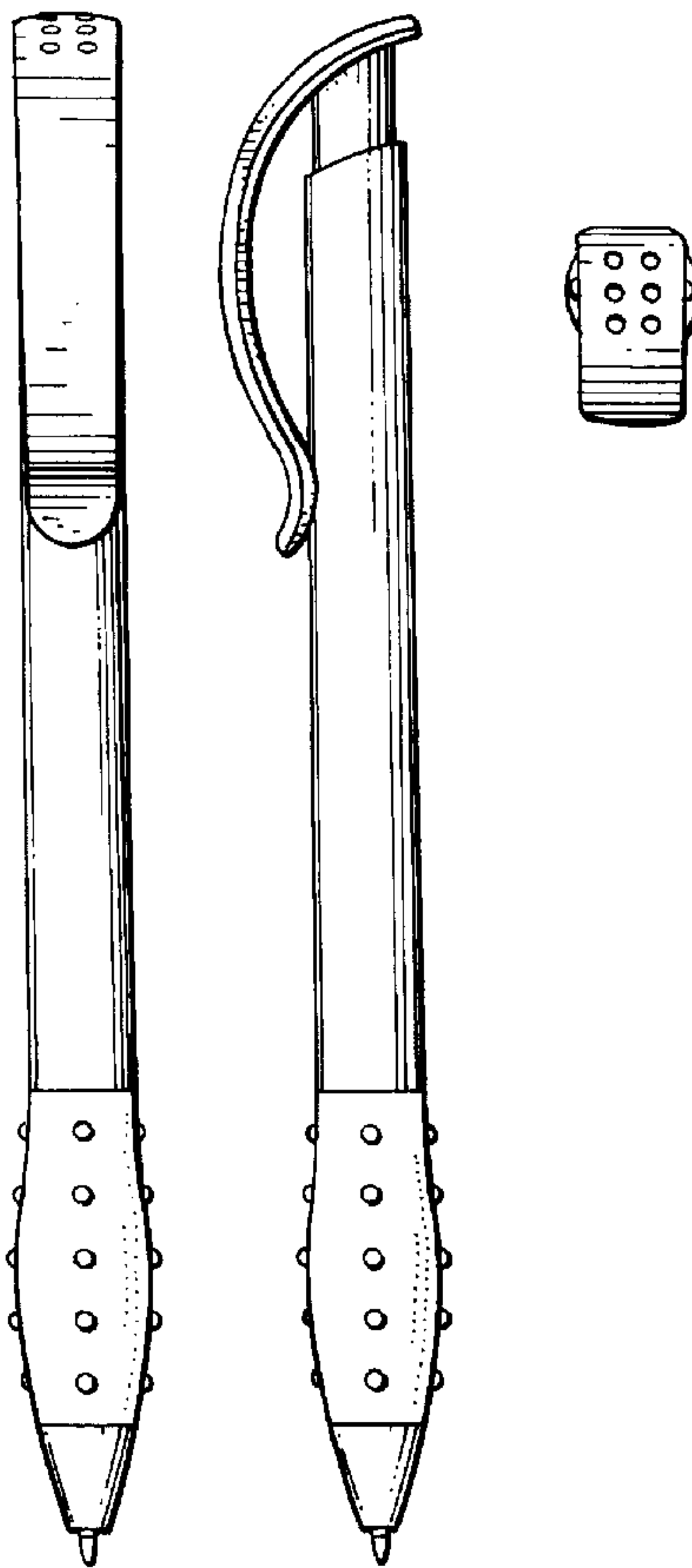


Fig. - 1

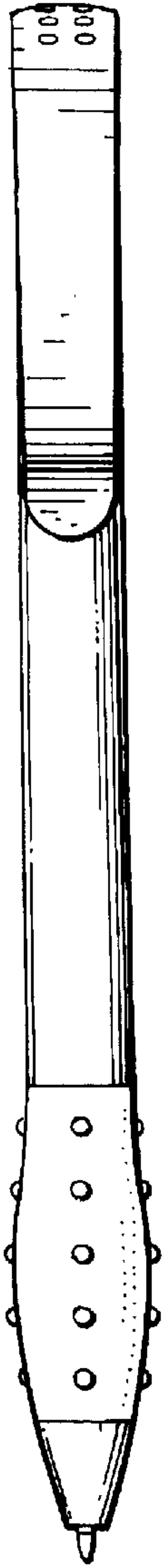


Fig. - 2

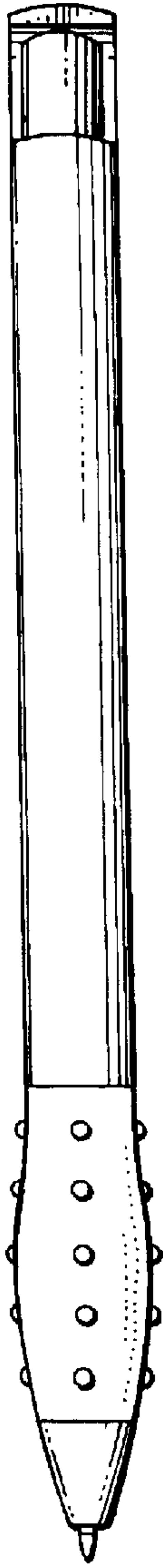


Fig. - 3

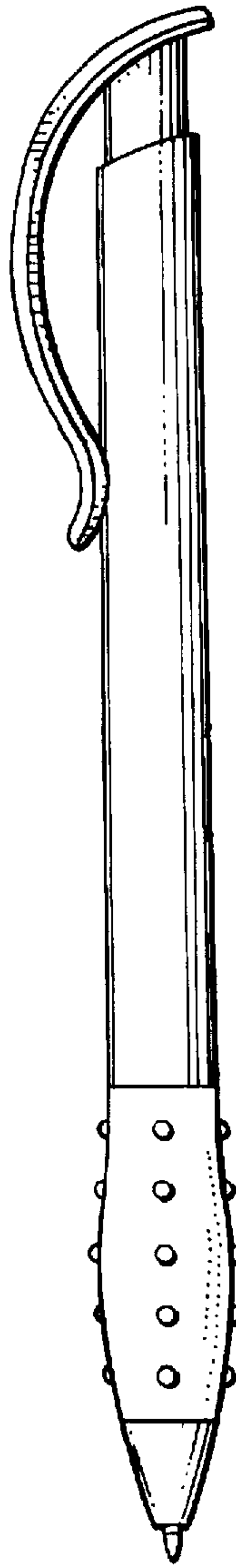


Fig. - 4

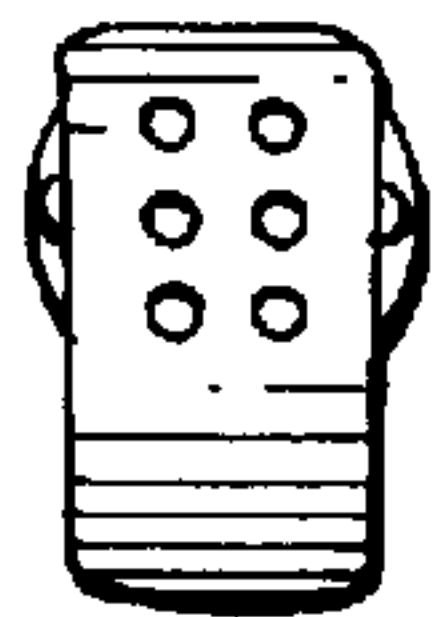
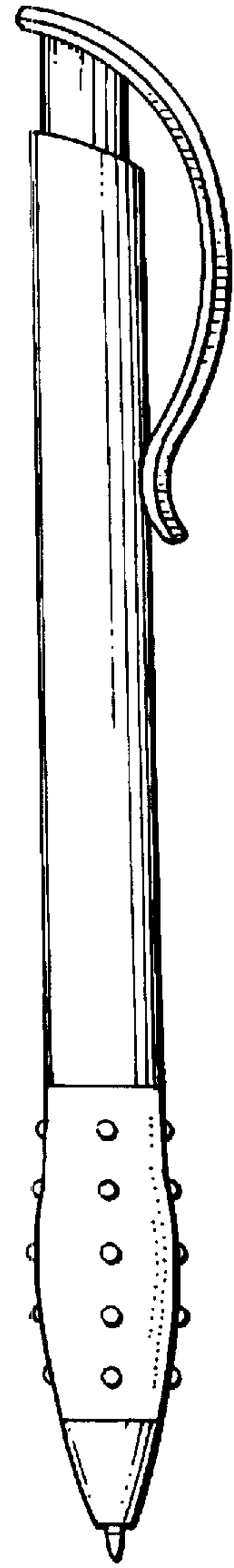


Fig. - 5

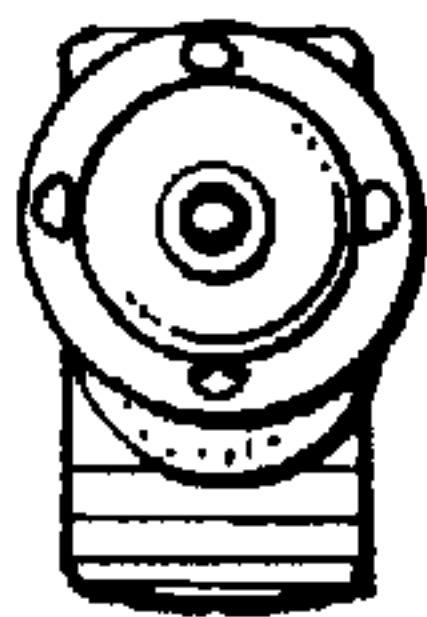


Fig. - 6