



US00D541860S

(12) **United States Design Patent**  
**Kung**

(10) **Patent No.:** **US D541,860 S**

(45) **Date of Patent:** **\*\* May 1, 2007**

(54) **PEN**

(75) Inventor: **Lin Wei Kung**, Tu-cheng (TW)

(73) Assignee: **Dong Guan Szu Mao Stationary Gifts, Co., Ltd**, Guang Dong Province (CN)

(\*\*) Term: **14 Years**

(21) Appl. No.: **29/232,402**

(22) Filed: **Jun. 20, 2005**

(51) **LOC (8) Cl.** ..... **19-06**

(52) **U.S. Cl.** ..... **D19/50**

(58) **Field of Classification Search** ..... D19/36,  
D19/37, 41-51, 54-57; 24/11 R, 11 F, 11 P;  
401/52, 99, 100, 104, 105, 106, 107, 108,  
401/109, 192, 195, 243-247

See application file for complete search history.

(56) **References Cited**

**U.S. PATENT DOCUMENTS**

- D179,538 S \* 1/1957 Harper et al. .... D19/49
- D242,449 S \* 11/1976 Jahraus ..... D19/45
- D250,478 S \* 12/1978 Jahraus ..... D19/45
- 4,881,841 A \* 11/1989 Irwin ..... 401/195

- D321,207 S \* 10/1991 Granoff ..... D19/49
- D397,148 S \* 8/1998 Luntz ..... D19/36
- D414,807 S \* 10/1999 Baudino et al. .... D19/55
- 5,996,185 A \* 12/1999 Luntz ..... 24/11 F
- D499,142 S \* 11/2004 Morrow ..... D19/50
- D502,507 S \* 3/2005 Wang ..... D19/50
- D504,154 S \* 4/2005 Collin ..... D19/49

\* cited by examiner

*Primary Examiner*—Elizabeth A. Albert

(74) *Attorney, Agent, or Firm*—Lowe Hauptman & Berner, LLP

(57) **CLAIM**

The ornamental design for a pen, as shown and described.

**DESCRIPTION**

FIG. 1 is a perspective view of a pen showing my new design;

FIG. 2 is the front elevational view thereof;

FIG. 3 is the rear elevational view thereof;

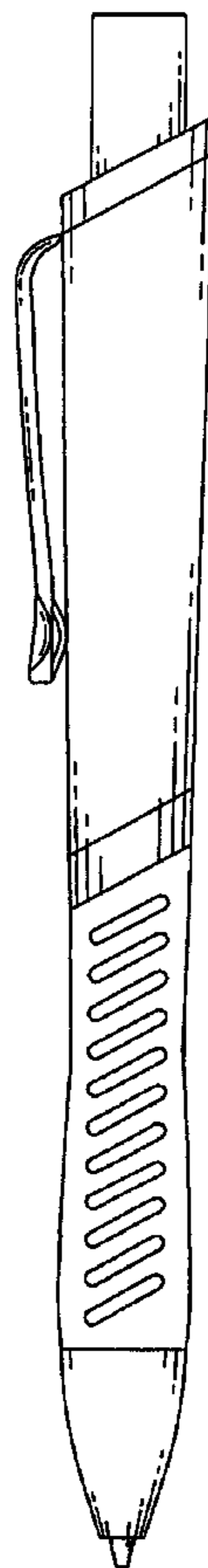
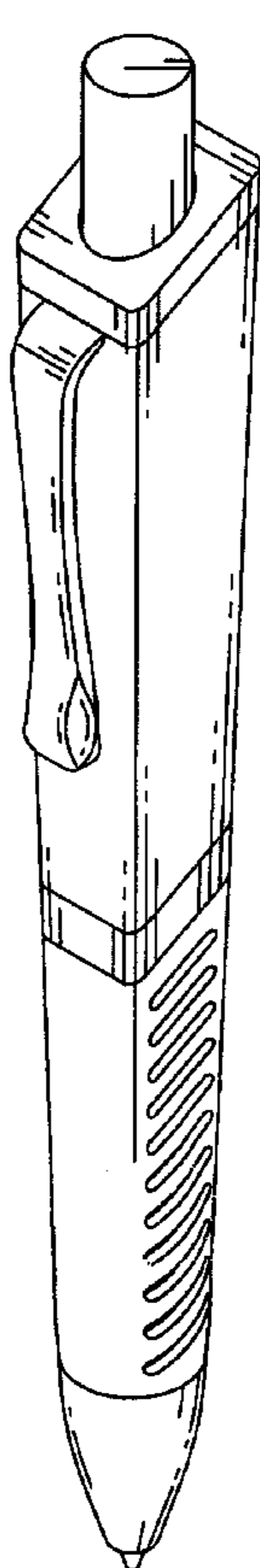
FIG. 4 is the right side elevational view thereof;

FIG. 5 is the left side elevational view thereof;

FIG. 6 is the top plan view thereof; and,

FIG. 7 is the bottom plan view thereof.

**1 Claim, 6 Drawing Sheets**



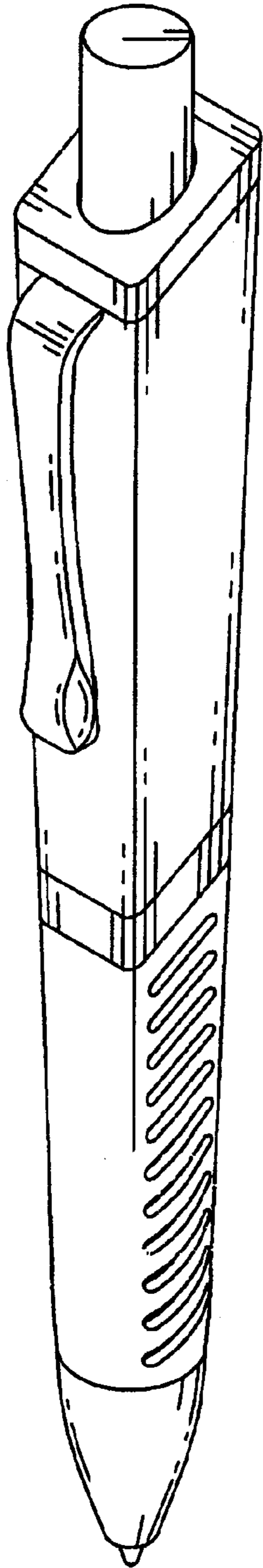


FIG. 1

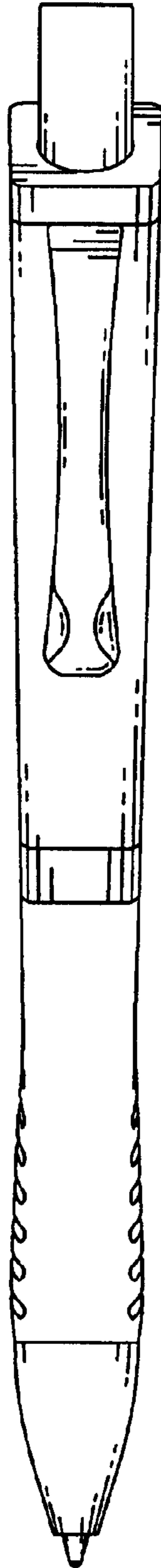


FIG.2

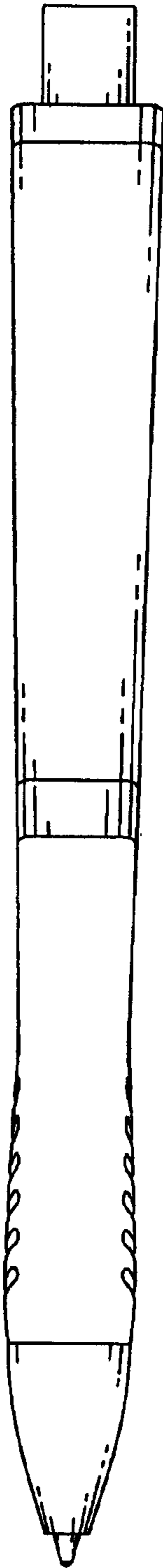


FIG.3

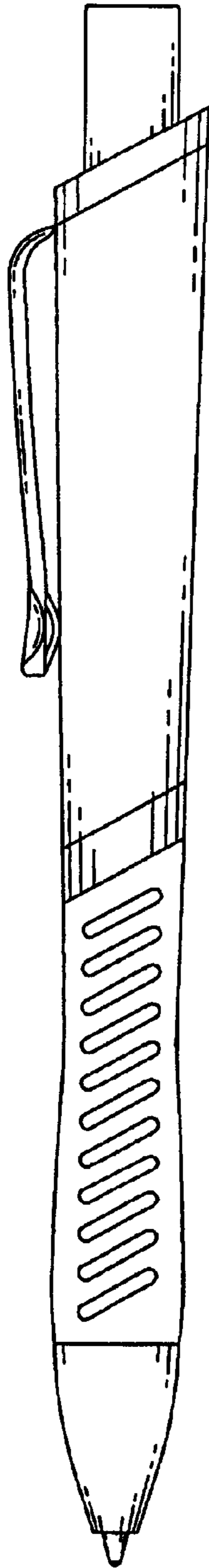


FIG. 4

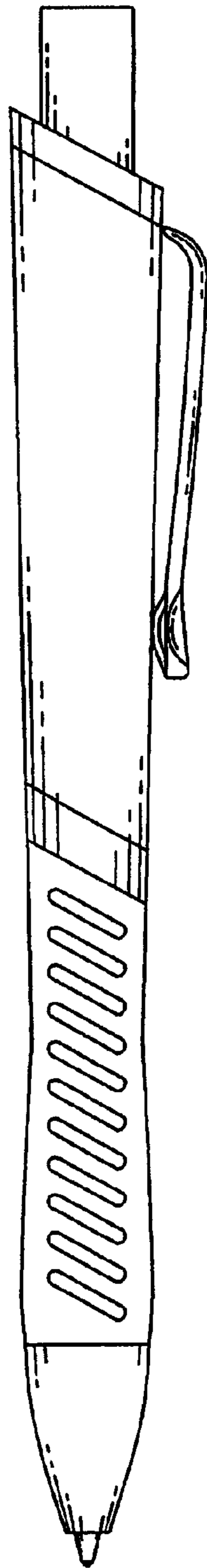


FIG. 5

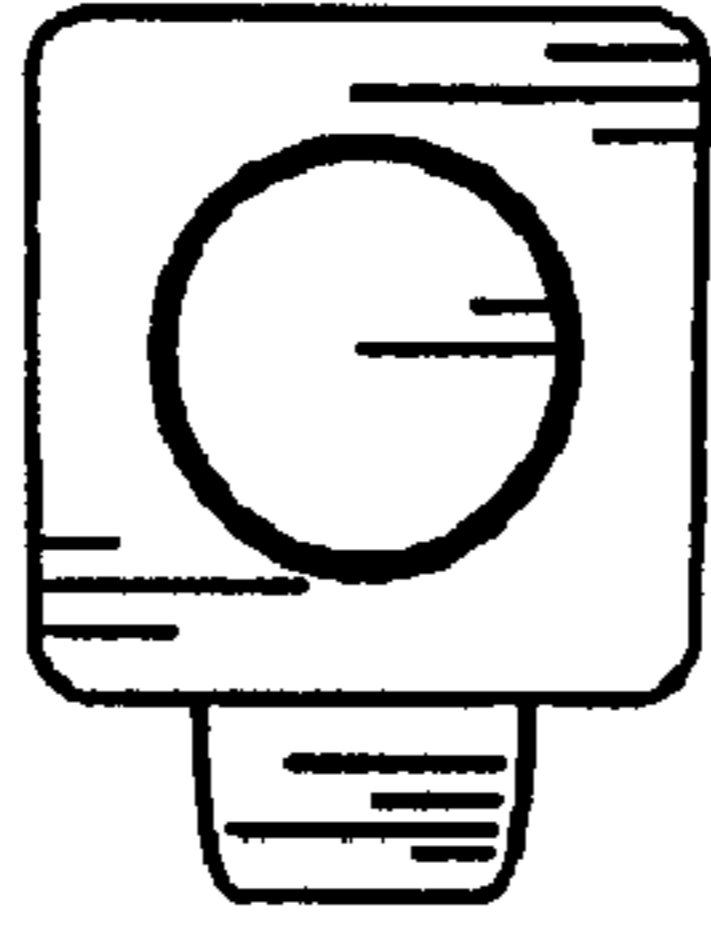


FIG. 6

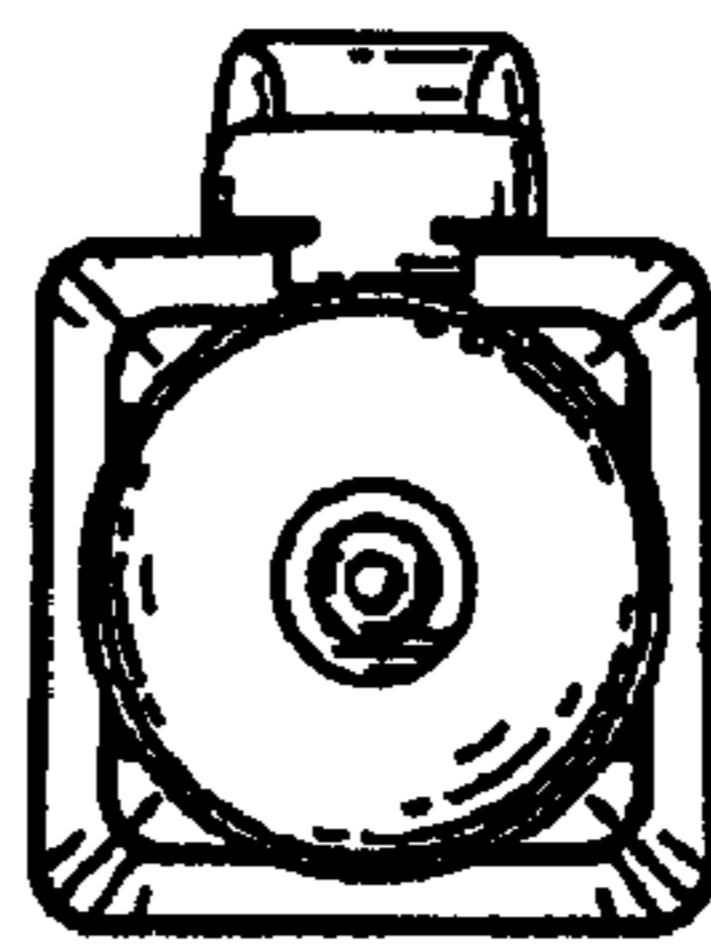


FIG. 7