



US00D541846S

(12) **United States Design Patent**
Lo

(10) **Patent No.:** **US D541,846 S**

(45) **Date of Patent:** **** May 1, 2007**

(54) **CUTTING BLADE OF PAPER SHREDDER**

(76) **Inventor:** **Emily Lo**, No. 18, Lane 20, Hsin Feng Street, Hsin Chuang City, Taipei Shien (TW)

(**) **Term:** **14 Years**

(21) **Appl. No.:** **29/245,159**

(22) **Filed:** **Dec. 19, 2005**

(51) **LOC (8) Cl.** **18-04**

(52) **U.S. Cl.** **D18/34.9; D8/98**

(58) **Field of Classification Search** D15/139, D15/138, 77, 78, 133; D18/34, 99; D8/20, D8/98; 407/33; 83/676; 30/347; 69/16
See application file for complete search history.

(56) **References Cited**

U.S. PATENT DOCUMENTS

D26,293 S	*	11/1896	Waite	D15/138
D30,566 S	*	4/1899	Hovey	D8/98
3,299,925 A	*	1/1967	McBrady et al.	83/676
3,346,956 A	*	10/1967	Wezel et al.	30/347
4,075,919 A	*	2/1978	Komura et al.	83/676

4,250,621 A	*	2/1981	Houle	30/347
4,978,254 A	*	12/1990	Langlois et al.	407/33
5,887,349 A	*	3/1999	Walden	30/347
D437,330 S	*	2/2001	Wotton	D15/139
D494,607 S	*	8/2004	Hunag	D15/139
D502,714 S	*	3/2005	Hunag	D15/139

* cited by examiner

Primary Examiner—Charles A. Rademaker

(74) *Attorney, Agent, or Firm*—Pro-Techtor Int'l Services

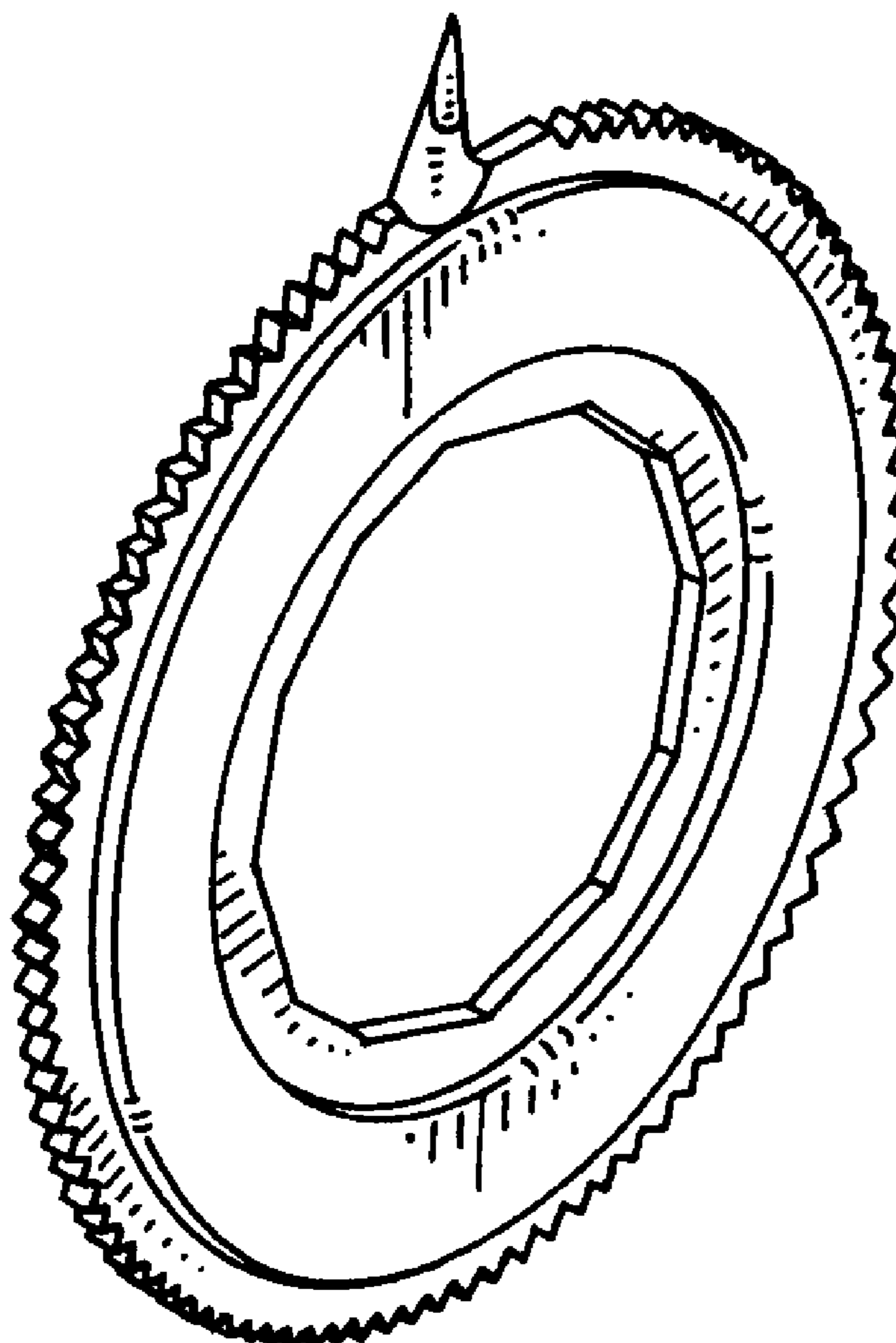
(57) **CLAIM**

The ornamental design for cutting blade for paper shredder, as shown and described.

DESCRIPTION

FIG. 1 is a perspective view of cutting blade for paper shredder showing my new design;
FIG. 2 is a front elevational view thereof;
FIG. 3 is a rear elevational view thereof;
FIG. 4 is a top plan view thereof;
FIG. 5 is a bottom plan view thereof;
FIG. 6 is a left side elevational view thereof; and,
FIG. 7 is a right side elevational view thereof.

1 Claim, 4 Drawing Sheets



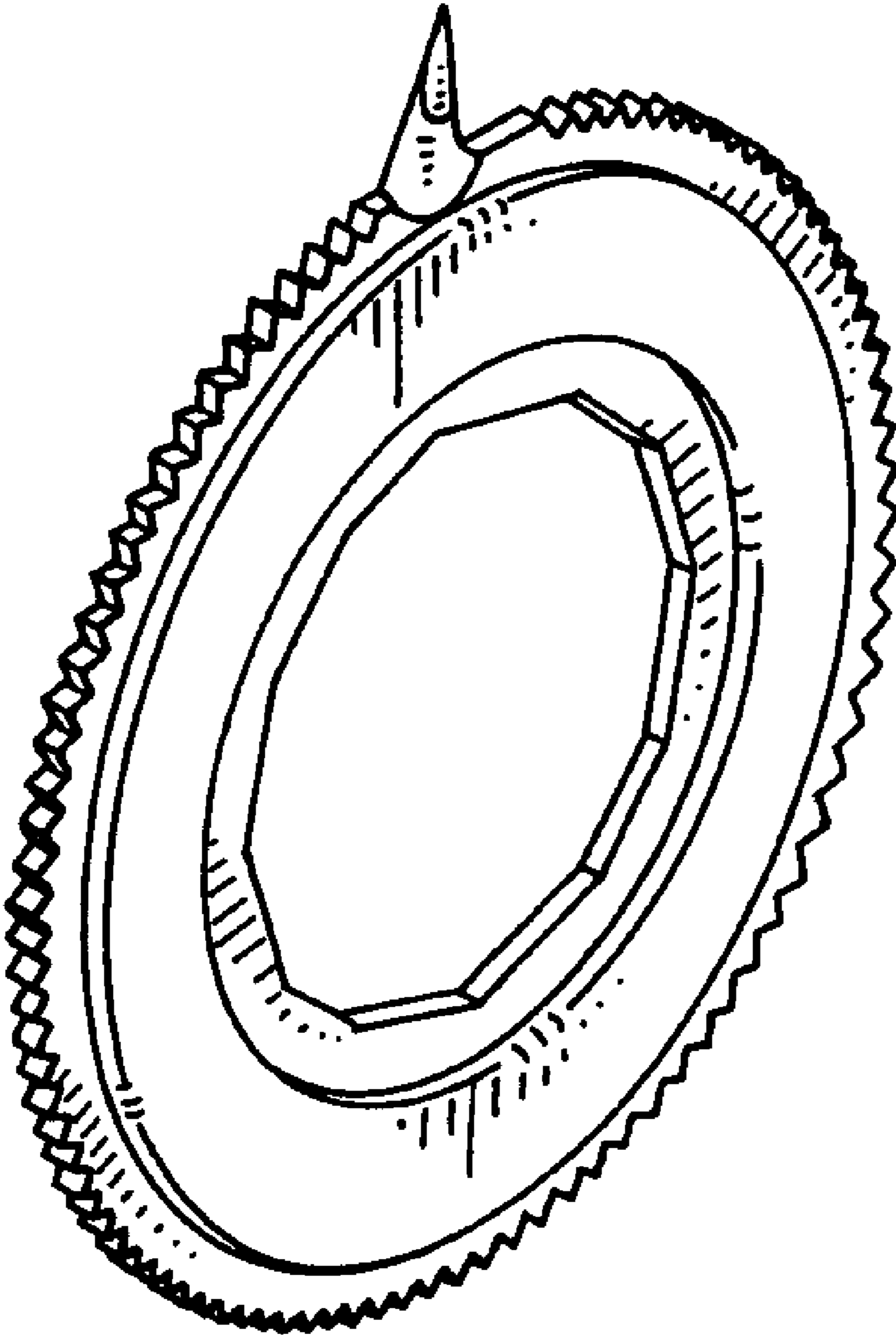


FIG. 1

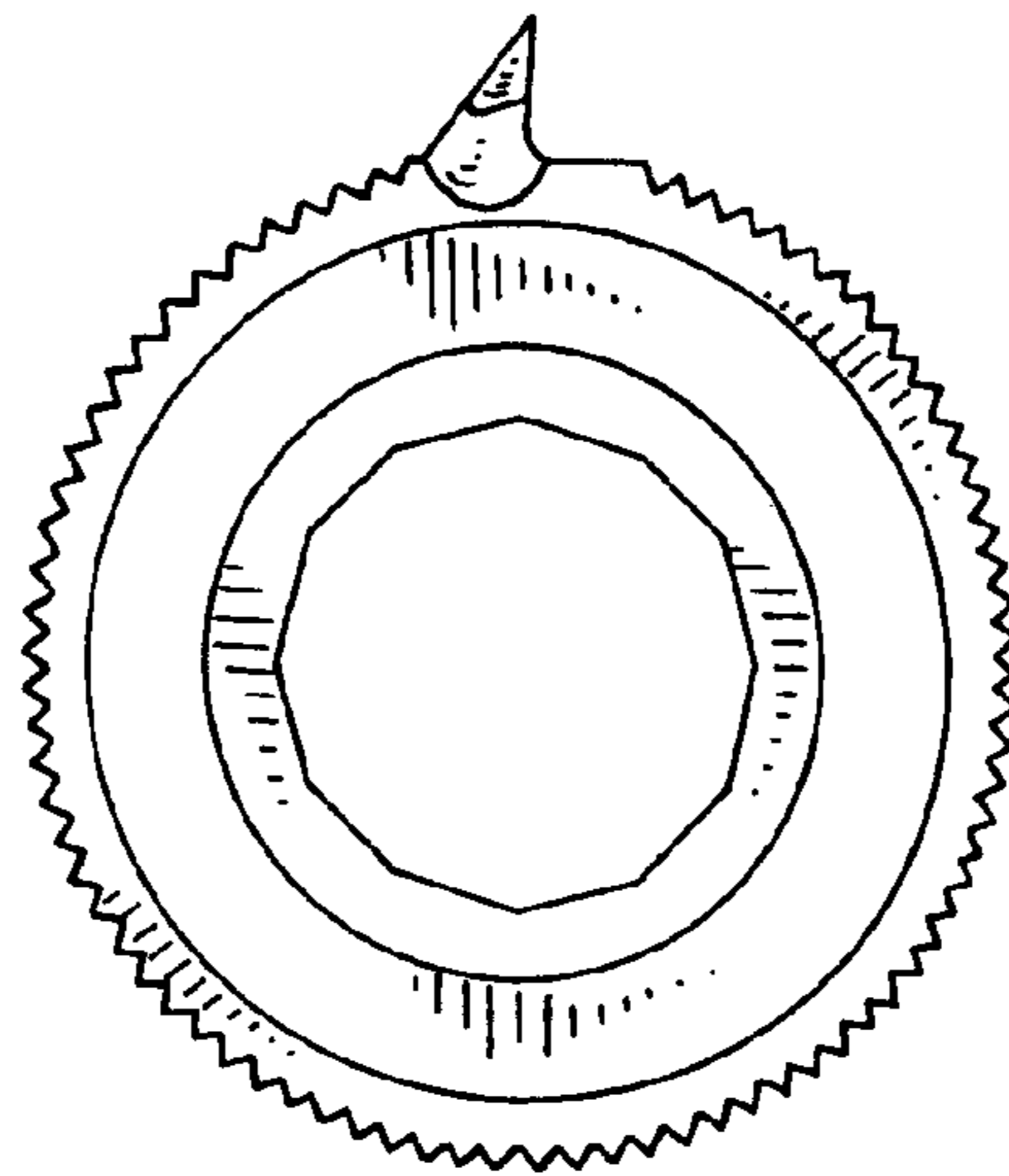


FIG. 2

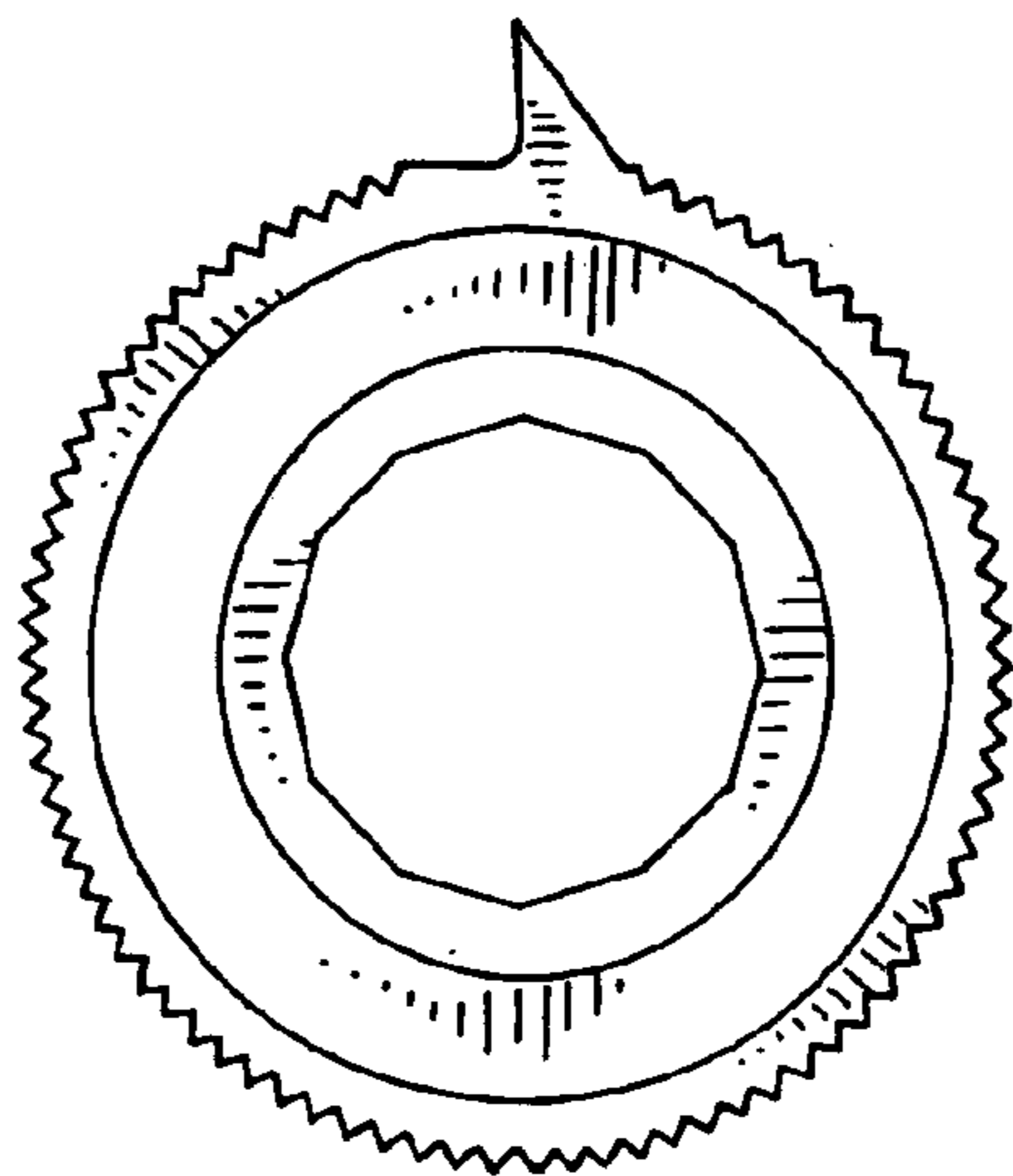


FIG. 3



FIG. 4



FIG. 5



FIG. 6



FIG. 7